

- Compact metal case with screw terminal block
- Universal input 90-264 VAC
- I/O reinforced isolation 3000 VAC
- Active power factor correction >0.9
- Internal EN 55032 class B filter
- High efficiency up to 91%
- Operating temperature range -30°C to 70+°C
- Short circuit, overvoltage and overload protection
- IEC/EN/UL 62368-1 safety approvals
- 3-year product warranty



The TXN 800 is a cost efficient, metal enclosed AC/DC power supplies series and is designed for industrial applications. With a low-profile metal case and screw terminal block connection, they are easy to install in any equipment. Active PFC (>0.9), internal EMC filter, high IO-isolation and wide temperature range qualify them for numerous industrial applications. All models within the TXN 800 series have universal input (90-264 VAC) and comply with the latest industrial standard IEC/EN/UL 62368-1, European EMC standards and the Low Voltage Directive (LVD).

Models				
Order Code	Output Power max.	Output Voltage nom. (adjustable)	Output Current max.	Efficiency typ.
TXN 800-112	756 W	12 VDC (10.0 - 13.2 VDC)	63'000 mA	90 %
TXN 800-115	765 W	15 VDC (13.5 - 15.5 VDC)	51'000 mA	90 %
TXN 800-124	792 W	24 VDC (20.0 - 26.4 VDC)	33'000 mA	91 %
TXN 800-148	796 W	48 VDC (41.0 - 56.0 VDC)	16'600 mA	91 %

Options	
on demand (backorder with MOQ non stocking item)	- Optional model with 36 VDC and 22'000 mA

Input Specifications

Input Voltage	- AC Range	Operational Range: 90 - 264 VAC (Full Range) Rated Range: 100 - 240 VAC (Full Range)
	- DC Range	Operational Range: 140 - 340 VDC (Designed for, no certification) Polarity: +DC: L / -DC: N
Input Frequency		Operational Range: 47 - 63 Hz Certified: 50/60 Hz
Power Consumption	- No load & Vin = 230 VAC	10 W max.
	- No load & Vin = 115 VAC	10 W max.
Input Current	- Full load & Vin = 230 VAC	11 A max.
Input Inrush Current	- At 230 VAC	50 A max.
	- At 115 VAC	30 A max.
Power Factor	- At 230 VAC	0.9 min. (Active Power Factor Correction)
	- At 115 VAC	0.95 min. (Active Power Factor Correction)
Input Protection		T 15 A / 250 VAC (Internal Fuse in L)
Recommended Input Fuse		(The need of an external fuse has to be assessed in the final application.)

Output Specifications

Output Voltage Adjustment		12 VDC model: 10.0 - 13.2 VDC 15 VDC model: 13.5 - 15.5 VDC 24 VDC model: 20.0 - 26.4 VDC 36 VDC model: 32.4 - 39.6 VDC 48 VDC model: 41.0 - 56.0 VDC (By trim potentiometer) Output power must not exceed rated power!
Voltage Set Accuracy		±2% max. (12 & 15 Vout models) ±1% max. (other models)
Regulation	- Input Variation (Vmin - Vmax) - Load Variation (10 - 90%)	0.5% max. 2% max. (12 & 15 Vout models) 1% max. (other models)
Ripple and Noise (20 MHz Bandwidth)		12 VDC model: 150 mVp-p max. (w/ 0.1 μ F 47 μ F) 15 VDC model: 150 mVp-p max. (w/ 0.1 μ F 47 μ F) 24 VDC model: 240 mVp-p max. (w/ 0.1 μ F 47 μ F) 36 VDC model: 300 mVp-p max. (w/ 0.1 μ F 47 μ F) 48 VDC model: 300 mVp-p max. (w/ 0.1 μ F 47 μ F)
Minimum Load		Not required
Temperature Coefficient		±0.03 %/K max.
Hold-up Time	- At 230 VAC	16 ms min.
	- At 115 VAC	16 ms min.
Start-up Time	- At 230 VAC	2 s max.
	- At 115 VAC	2 s max.
Short Circuit Protection		Continuous, Automatic recovery
Output Current Limitation		105 - 150% of Iout max.
Overvoltage Protection		110 - 140% of Vout nom.

Safety Specifications

Standards	- IT / Multimedia Equipment	EN 62368-1 IEC 62368-1 UL 62368-1
	- Certification Documents	www.tracopower.com/overview/txn800
Protection Class		Class I (Prepared): Connection to PE
Pollution Degree		PD 2
Over Voltage Category		OVC II

All specifications valid at nominal voltage, resistive full load and +25°C after warm-up time, unless otherwise stated.

EMC Specifications

EMI (Emissions)	- Conducted Emissions	EN 55032 class B (internal filter)	
	- Radiated Emissions	EN 55032 class B (internal filter)	
	- Harmonic Current Emissions	EN 61000-3-2, class A	
	- Voltage Fluctuations & Flicker	EN 61000-3-3	
EMS (Immunity)	- Electrostatic Discharge	Air: EN 61000-4-2, ±8 kV, perf. criteria B Contact: EN 61000-4-2, ±4 kV, perf. criteria B	
	- RF Electromagnetic Field	EN 61000-4-3, 10 V/m, perf. criteria B	
	- EFT (Burst) / Surge	EN 61000-4-4, ±2 kV, perf. criteria A	
	- Conducted RF Disturbances	L to L: EN 61000-4-5, ±2 kV, perf. criteria B L to PE: EN 61000-4-5, ±4 kV, perf. criteria B	
	- Voltage Dips & Interruptions	230 VAC / 50 Hz: EN 61000-4-6, 10 Vrms, perf. criteria B EN 61000-4-11 30%, 25 periods, perf. criteria C >95%, 0.5 periods, perf. criteria B >95%, 250 periods, perf. criteria C	
	EMC / Environmental	- Certification Documents	www.tracopower.com/overview/txn800

General Specifications

Relative Humidity		95% max. (non condensing)
Temperature Ranges	- Operating Temperature	-30°C to +70°C
	- Storage Temperature	-40°C to +80°C
Power Derating	- High Temperature	2.5 %/K above 50°C
	- Low Input Voltage	1 %/V below 110 VAC
		See application note: www.tracopower.com/overview/txn800
Over Temperature Protection Switch Off	- Protection Mode	Automatic recovery
	- Measurement Point	Internal IC temperature
Cooling System		Forced air cooling (with internal fan)
Fan Power Source	- Characteristic	Variable fan speed (temperature regulated)
Remote Control	- Voltage Controlled Remote (passive = on)	Off: 4 to 10 VDC Refers to '+Remote' and '-Remote' Pin On: < 1.0 VDC or open circuit or short circuit
	- Remote Pin Input Current	0.5 to 2.5 mA
	Altitude During Operation	
Regulator Topology		LCC Converter
Switching Frequency		80 kHz typ. (PFM)
Insulation System		Reinforced Insulation
Isolation Test Voltage	- Input to Output, 60 s	3'000 VAC
	- Input to Case or PE, 60 s	1'500 VAC
	- Output to Case or PE, 60 s	500 VAC
Isolation Resistance	- Input to Output, 500 VDC	100 MΩ min.
Leakage Current (at 240 VAC / 60 Hz)	- Earth Leakage Current	1 mA max.
Reliability	- Calculated MTBF	136'100 h (MIL-HDBK-217F, ground benign)
Washing Process		Not allowed
Environment	- Vibration	2 g, 3 axis, 60 min, 10-500 Hz, 10 min/cycle
	- Mechanical Shock	20 g, 3 axis, 3 shocks
Housing Material		Aluminum (Chassis)
Housing Type		Metal Case
Mounting Type		Chassis Mount
Connection Type		Screw Terminal
Weight		800 g
Status Indicator		Indicated by green LED

All specifications valid at nominal voltage, resistive full load and +25°C after warm-up time, unless otherwise stated.

Environmental Compliance - REACH Declaration

www.tracopower.com/info/reach-declaration.pdf

- RoHS Declaration

REACH SVHC list compliant

REACH Annex XVII compliant

www.tracopower.com/info/rohs-declaration.pdf

Exemptions: 7a, 7c-I

(RoHS exemptions refer to the component concentration only, not to the overall concentration in the product (O5A rule))

- SCIP Reference Number

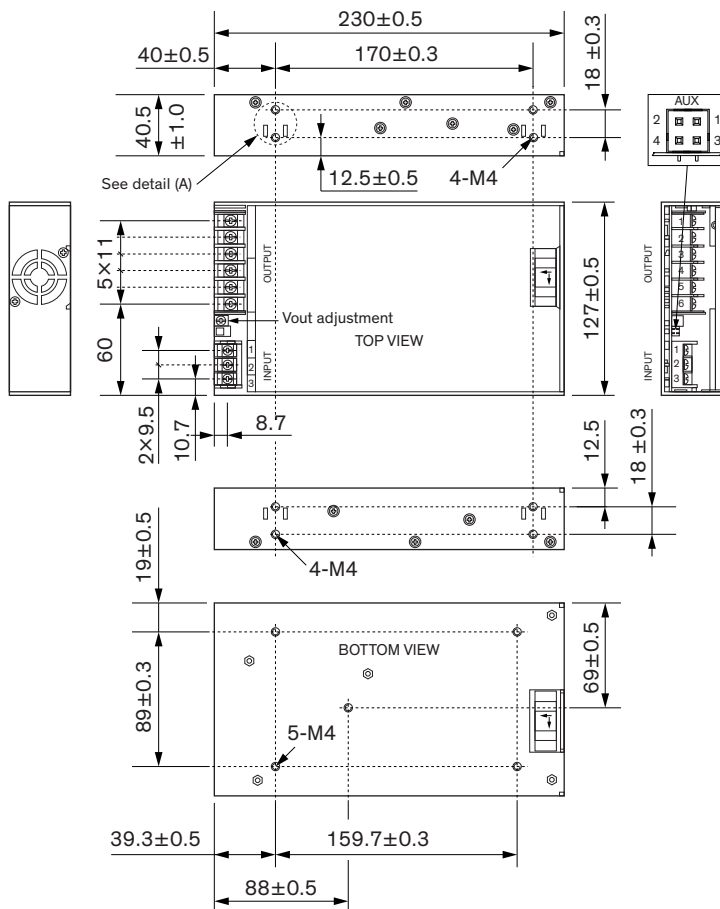
55f2a9f5-afb7-4787-9524-b405d6574da9

Supporting Documents

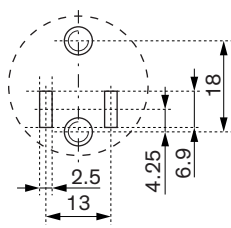
Overview Link (for additional Documents)

www.tracopower.com/overview/txn800

Outline Dimensions



Detail (A):

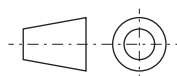


All dimensions in mm

Mounting screw tightening torque: Max. 0.8 Nm

Mounting screw penetration depth: Max. 4 mm

Terminals screw tightening torque: Max. 1.2 Nm



Pin connectors

Input		Output	
Pin	Function	Pin	Function
1	PE	1	+Vout
2	AC (N)	2	
3	AC (L)	3	
AUX		4	-Vout
1	+Remote	5	
2	-Remote	6	
3	+Sense		
4	-Sense		

Input: Screw terminal

Wire gauge range 22-12 AWG (± 0.32 - 3.3 mm²)

Output: Screw terminal

Wire gauge range 22-12 AWG (± 0.32 - 3.3 mm²)

AUX:

mating connector: YL028-106-004, 2mm pitch