

- Compact U-bracket power supplies with optional cover
- Universal input range 90 to 264 VAC
- 4000 VAC I/O-isolation
- High efficiency up to 93 %
- Operating temperature range: -25°C to +70°C max.
- Features active power factor correction
- Current limitation, short circuit and over voltage protection
- 3-year product warranty



UL 62368-1 IEC 62368-1

The TXH series is a family of power supplies in metal enclosure, designed for a wide range of cost critical applications. The very high efficiency of up to 93% admits of a compact design with free air convection cooling for the 120 and 240 Watt models. The units are equipped with screw terminal blocks and are easy to install in any equipment. These power supplies have universal input and comply with European EMC standards and the Low Voltage Directive (LVD).

Models				
Order Code	Output Power max.	Output Voltage nom. (adjustable)	Output Current max.	Efficiency typ.
TXH 120-112	120 W	12 VDC (11.4 - 13.2 VDC)	10'000 mA	90 %
TXH 120-124		24 VDC (22.8 - 26.4 VDC)	5'000 mA	93 %
TXH 120-148		48 VDC (45.6 - 52.0 VDC)	2'500 mA	93 %

Options	
TXH 120-COV	- Optional Cover: www.tracopower.com/overview/txh120-cov

Input Specifications

Input Voltage	- AC Range	Operational Range: 90 - 264 VAC (Full Range) Rated Range: 100 - 240 VAC (Full Range)
	- DC Range	Operational Range: 120 - 370 VDC (Designed for, no certification) Polarity: irrelevant
Input Frequency		Operational Range: 47 - 440 Hz Certified: 50/60 Hz
Power Consumption	- No load & Vin = 230 VAC	2'000 mW max.
	- No load & Vin = 115 VAC	2'000 mW max.
Input Current	- Full load & Vin = 230 VAC	1'000 mA max.
	- Full load & Vin = 115 VAC	2'000 mA max.
Input Inrush Current	- At 230 VAC	60 A max.
	- At 115 VAC	30 A max.
Power Factor	- At 230 VAC	0.95 min. (Active Power Factor Correction)
	- At 115 VAC	0.99 min. (Active Power Factor Correction)
Input Protection		T 3.15 A / 250 VAC (Internal Fuse in L & N)
Recommended Input Fuse		(The need of an external fuse has to be assessed in the final application.)

Output Specifications

Output Voltage Adjustment		12 VDC model: 11.4 - 13.2 VDC
		24 VDC model: 22.8 - 26.4 VDC
		48 VDC model: 45.6 - 52.0 VDC
		(By trim potentiometer) Output power must not exceed rated power!
Voltage Set Accuracy		±2% max.
Regulation	- Input Variation (Vmin - Vmax)	1% max.
	- Load Variation (0 - 100%)	1% max.
Ripple and Noise (20 MHz Bandwidth)	12 VDC model:	50 mVp-p max. (w/ 0.1 µF 47 µF)
	24 VDC model:	100 mVp-p max. (w/ 0.1 µF 47 µF)
	48 VDC model:	200 mVp-p max. (w/ 0.1 µF 47 µF)
Capacitive Load	12 VDC model:	40'000 µF max.
	24 VDC model:	20'000 µF max.
	48 VDC model:	1'200 µF max.
Minimum Load		1 % of Iout max.
Temperature Coefficient		±0.03 %/K max.
Hold-up Time	- At 230 VAC	20 ms min.
	- At 115 VAC	15 ms min.
Start-up Time	- At 230 VAC	650 ms max.
	- At 115 VAC	350 ms max.
Short Circuit Protection		Automatic recovery
Output Current Limitation		120 - 240% of Iout max.
Overvoltage Protection		105 - 145% of Vout nom.
Transient Response	- Response Deviation	2% max. (75% to 100% Load Step)
	- Response Time	500 µs typ. (75% to 100% Load Step)

Safety Specifications

Standards	- IT / Multimedia Equipment	EN 60950-1 EN 62368-1 IEC 60950-1 IEC 62368-1 UL 60950-1 UL 62368-1
	- Certification Documents	www.tracopower.com/overview/txh120
Protection Class		Class I (Prepared): Connection to PE

All specifications valid at 230 VAC, resistive full load and +25°C after warm-up time, unless otherwise stated.

Pollution Degree	PD 2
Over Voltage Category	OVC II

EMC Specifications

EMI (Emissions)	<ul style="list-style-type: none"> - Conducted Emissions - Radiated Emissions - Harmonic Current Emissions - Voltage Fluctuations & Flicker 	EN 61000-6-3 (Generic Residential) EN 55032 class B (internal filter) EN 55032 class B (internal filter) EN 61000-3-2, class D EN 61000-3-3
EMS (Immunity)	<ul style="list-style-type: none"> - Electrostatic Discharge - RF Electromagnetic Field - EFT (Burst) / Surge - Conducted RF Disturbances - PF Magnetic Field - Voltage Dips & Interruptions 	EN 55024 (IT Equipment) EN 55035 (Multimedia) Air: EN 61000-4-2, ± 8 kV, perf. criteria A Contact: EN 61000-4-2, ± 4 kV, perf. criteria A EN 61000-4-3, 3 V/m, perf. criteria A EN 61000-4-4, ± 1 kV, perf. criteria A L to L: EN 61000-4-5, ± 1 kV, perf. criteria A L to PE: EN 61000-4-5, ± 2 kV, perf. criteria A EN 61000-4-6, 3 Vrms, perf. criteria A Continuous: EN 61000-4-8, 1 A/m, perf. criteria A 230 VAC / 50 Hz: EN 61000-4-11 30%, 25 periods, perf. criteria C >95%, 0.5 periods, perf. criteria B >95%, 25 periods, perf. criteria C
EMC / Environmental	- Certification Documents	www.tracopower.com/overview/txh120

General Specifications

Relative Humidity		95% max. (non condensing)
Temperature Ranges	<ul style="list-style-type: none"> - Operating Temperature - Storage Temperature 	-25°C to +70°C -25°C to +85°C
Power Derating	<ul style="list-style-type: none"> - High Temperature - Low Input Voltage 	3 %/K above 50°C Depending on model See application note: www.tracopower.com/overview/txh120
Cooling System		Natural convection (20 LFM)
Altitude During Operation		4'000 m max.
Switching Frequency		90 - 200 kHz (PWM) 100 kHz typ. (PWM)
Insulation System		Reinforced Insulation
Working Voltage (rated)		279 VAC
Isolation Test Voltage	<ul style="list-style-type: none"> - Input to Output, 60 s - Input to Case or PE, 60 s - Output to Case or PE, 60 s 	4'000 VAC 2'000 VAC 500 VAC
Creepage	- Input to Output	4.8 mm min.
Clearance	- Input to Output	4 mm min.
Leakage Current	<ul style="list-style-type: none"> - Earth Leakage Current - Touch Current 	600 μ A max. 500 μ A max.
Reliability	- Calculated MTBF	120'000 h (MIL-HDBK-217F, ground benign)
Environment	- Vibration	2 g, 3 axis, 60 min, 10-500 Hz, 10 min/cycle
Housing Type		Open Frame, U-Bracket
Mounting Type		Chassis Mount
Connection Type		Screw Terminal
Weight		382 g

All specifications valid at 230 VAC, resistive full load and +25°C after warm-up time, unless otherwise stated.

Environmental Compliance - REACH Declaration

www.tracopower.com/info/reach-declaration.pdf

- RoHS Declaration

REACH SVHC list compliant

REACH Annex XVII compliant

www.tracopower.com/info/rohs-declaration.pdf

Exemptions: 7a, 7c-I

(RoHS exemptions refer to the component concentration only, not to the overall concentration in the product (O5A rule))

- SCIP Reference Number

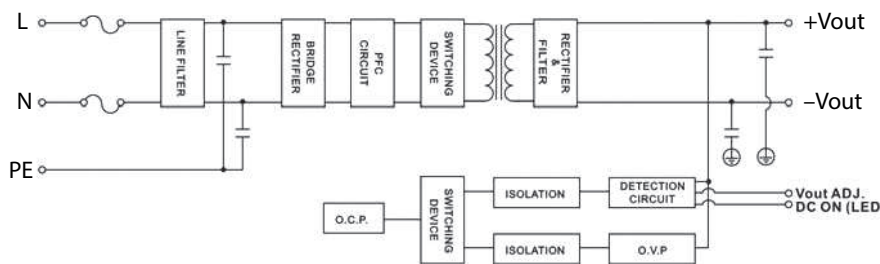
095d9916-c19e-429c-89a6-e019cb2ba4f0

Supporting Documents

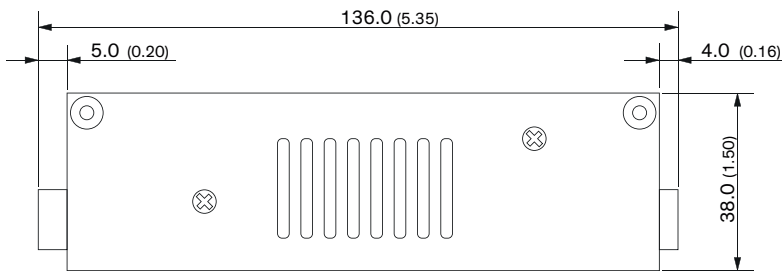
Overview Link (for additional Documents)

www.tracopower.com/overview/txh120

Blockdiagram

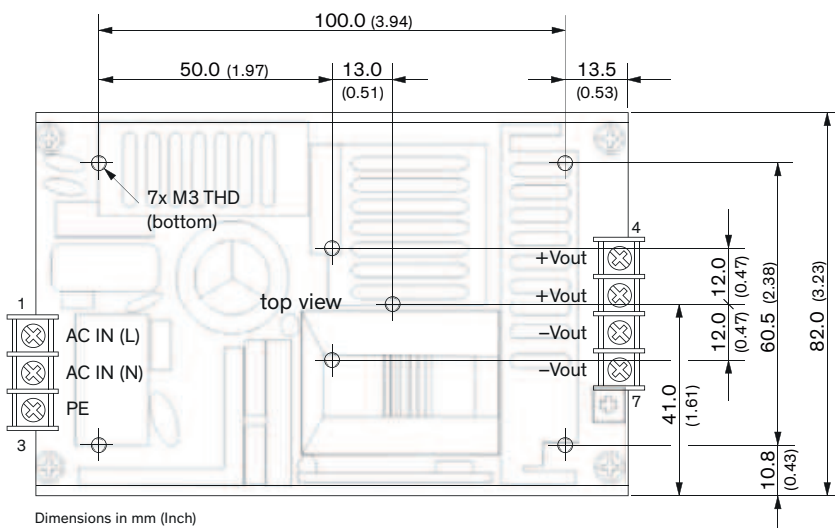


Outline Dimensions



Pin Connections	
Pin	Function
1	AC IN (L)
2	AC IN (N)
3	PE
4, 5	+Vout
6, 7	-Vout

Mounting screw locked torque:
0.29 Nm (3 kgfcm)



Dimensions in mm (Inch)
Tolerances: ± 0.8 mm (± 0.03)
Mounting hole pitch tolerances: ± 0.5 mm (± 0.02)
Mounting screw locked torque: max. 5 Nm (0.49 kgfcm)
Max mounting screw penetration: 2.5 mm (0.10)