



- High power density power supply (open frame)
- Certification according to IEC/EN/ES 60601-1 3rd edition for 2 x MOPP
- Low leakage current <75 µA rated for BF applications
- EMC compliance to IEC 60601-1-2 4th edition
- Risk management process according to ISO 14971 incl. risk management file
- Acceptance criteria for electronic assemblies acc. to IPC-A-610 Level 3
- Protection class I and II
- Operating up to 5000 m altitude
- Ready to meet ErP directive, no load power consumption <60 mW
- 5-year product warranty



The TPP 30A-J AC/DC power supplies feature a reinforced double I/O isolation system according to medical safety standards IEC/EN/ES 60601-1 3rd edition for 2 x MOPP approved for an operating altitude of 5000 m. The earth leakage current is below 75 µA what makes the units suitable for BF (body floating) applications. The excellent efficiency of up to 92% offers a high power density in the packaging format 1.36" x 3.34". The full load operating temperature range covers -40°C to +60°C while it goes up to 85°C with 50% load derating. The units operate in compliance to the medical EMC emission and immunity levels according to latest standard IEC 60601-1-2 4th edition.

Models				
Order Code	Output Power max.	Output Voltage nom. (adjustable)	Output Current max.	Efficiency typ.
TPP 30-103A-J	20 W	3.3 VDC (2.97 - 3.63 VDC)	6'000 mA	84 %
TPP 30-105A-J		5 VDC (4.5 - 5.5 VDC)	6'000 mA	87 %
TPP 30-109A-J		9 VDC (8.1 - 9.9 VDC)	3'340 mA	88 %
TPP 30-112A-J		12 VDC (10.8 - 13.2 VDC)	2'500 mA	91 %
TPP 30-115A-J		15 VDC (13.5 - 16.5 VDC)	2'000 mA	91 %
TPP 30-124A-J		24 VDC (21.6 - 26.4 VDC)	1'250 mA	90 %
TPP 30-136A-J		36 VDC (32.4 - 39.6 VDC)	840 mA	90 %
TPP 30-148A-J		48 VDC (43.2 - 52.8 VDC)	630 mA	92 %

### Input Specifications

Input Voltage	- AC Range	Operational Range: <b>85 - 264 VAC</b> (Full Range) Rated Range: <b>100 - 240 VAC</b> (Full Range)
	- DC Range	Operational Range: <b>120 - 370 VDC</b> (Designed for, no certification) Polarity: <b>+DC: L / -DC: N</b>
Input Frequency		Operational Range: <b>47 - 440 Hz</b> Certified: <b>50/60 Hz</b>
Power Consumption	- No load & Vin = 230 VAC - No load & Vin = 115 VAC	<b>60 mW max.</b> (Ready to meet ErP directive) <b>60 mW max.</b>
Input Current	- Full load & Vin = 230 VAC - Full load & Vin = 115 VAC	<b>400 mA max.</b> <b>800 mA max.</b>
Input Inrush Current	- At 230 VAC - At 115 VAC	<b>40 A max.</b> <b>25 A max.</b>
Input Protection		<b>T 1.6 A / 250 VAC</b> (Internal Fuse in L & N)
Recommended Input Fuse		(The need of an external fuse has to be assessed in the final application.)

### Output Specifications

Output Voltage Adjustment		<b>±10%</b> (By trim potentiometer) Output power must not exceed rated power!
Voltage Set Accuracy		<b>±1% max.</b>
Regulation	- Input Variation (Vmin - Vmax) - Load Variation (0 - 100%)	<b>0.2% max.</b> <b>0.7% max.</b> (3.3 and 5 VDC model) <b>0.5% max.</b> (other output models)
Ripple and Noise (20 MHz Bandwidth)		3.3 VDC model: <b>50 mVp-p typ.</b> (w/ 10 µF X7R) 5 VDC model: <b>50 mVp-p typ.</b> (w/ 10 µF X7R) 9 VDC model: <b>50 mVp-p typ.</b> (w/ 10 µF X7R) 12 VDC model: <b>50 mVp-p typ.</b> (w/ 1 µF X7R) 15 VDC model: <b>50 mVp-p typ.</b> (w/ 1 µF X7R) 24 VDC model: <b>50 mVp-p typ.</b> (w/ 1 µF X7R) 36 VDC model: <b>50 mVp-p typ.</b> (w/ 1 µF X7R) 48 VDC model: <b>50 mVp-p typ.</b> (w/ 0.1 µF X7R)
Capacitive Load		3.3 VDC model: <b>10'000 µF max.</b> 5 VDC model: <b>12'000 µF max.</b> 9 VDC model: <b>3'720 µF max.</b> 12 VDC model: <b>2'085 µF max.</b> 15 VDC model: <b>1'350 µF max.</b> 24 VDC model: <b>520 µF max.</b> 36 VDC model: <b>235 µF max.</b> 48 VDC model: <b>130 µF max.</b>
Minimum Load		<b>Not required</b>
Temperature Coefficient		<b>±0.02 %/K max.</b>
Hold-up Time	- At 115 VAC	<b>16 ms min.</b>
Start-up Time	- At 230 VAC	<b>1'500 ms max.</b>
Short Circuit Protection		<b>Continuous, Automatic recovery</b>
Output Current Limitation		<b>110 - 170% of Iout max.</b> <b>140% typ. of Iout max.</b>
Overvoltage Protection		<b>125 - 140% of Vout nom.</b>
Transient Response	- Response Deviation - Response Time	<b>3% max.</b> (50% to 75% Load Step) <b>500 µs typ.</b> (50% to 75% Load Step)

All specifications valid at 230 VAC, resistive full load and +25°C after warm-up time, unless otherwise stated.

### Safety Specifications

Standards	- IT / Multimedia Equipment	EN 62368-1 IEC 62368-1 UL 62368-1
	- Household	EN 60335-1 IEC 60335-1
	- Medical Equipment	EN 60601-1 IEC 60601-1 ANSI/AAMI ES 60601-1
	- Power Transformers	2 x MOPP (Means Of Patient Protection) IEC 61558-1 IEC 61558-2-16
	- Certification Documents	<a href="http://www.tracopower.com/overview/tpp30a-j">www.tracopower.com/overview/tpp30a-j</a>
	Protection Class	Class I & II (Prepared): Reinforced Insulation
Pollution Degree	PD 2	
Over Voltage Category	OVC II	

### EMC Specifications

EMI (Emissions)	- Conducted Emissions	EN 60601-1-2 edition 4 (Medical Devices) EN 55011 class B (internal filter) EN 55014-1 (internal filter) EN 55032 class B (internal filter) FCC 47 Part 15 class B (internal filter) FCC 47 Part 18 class B (internal filter)	
	- Radiated Emissions	EN 55011 class B (internal filter) EN 55014-1 (internal filter) EN 55032 class B (internal filter) FCC 47 Part 15 class B (internal filter) FCC 47 Part 18 class B (internal filter)	
	- Harmonic Current Emissions	EN 61000-3-2, class A	
	- Voltage Fluctuations & Flicker	EN 61000-3-3	
EMS (Immunity)	- Electrostatic Discharge	EN 60601-1-2 edition 4 (Medical Devices) EN 55024 (IT Equipment) EN 55035 (Multimedia) EN 55014-2 (Household Appliances Tools) Air: EN 61000-4-2, $\pm 15$ kV, perf. criteria A Contact: EN 61000-4-2, $\pm 8$ kV, perf. criteria A	
	- RF Electromagnetic Field	EN 61000-4-3, 20 V/m, perf. criteria A	
	- EFT (Burst) / Surge	EN 61000-4-4, $\pm 2$ kV, perf. criteria A L to L: EN 61000-4-5, $\pm 1$ kV, perf. criteria A	
	- Conducted RF Disturbances	EN 61000-4-6, 20 Vrms, perf. criteria A	
	- PF Magnetic Field	Continuous: EN 61000-4-8, 30 A/m, perf. criteria A	
	- Voltage Dips & Interruptions	230 VAC / 50 Hz: EN 61000-4-11 30%, 25 periods, perf. criteria A 60%, 1 period, perf. criteria A >95%, 1 period, perf. criteria A >95%, 250 periods, perf. criteria A	
		115 VAC / 60 Hz: EN 61000-4-11 30%, 25 periods, perf. criteria A 60%, 1 period, perf. criteria A >95%, 1 period, perf. criteria A >95%, 250 periods, perf. criteria A	
	EMC / Environmental	- Certification Documents	<a href="http://www.tracopower.com/overview/tpp30a-j">www.tracopower.com/overview/tpp30a-j</a>

### General Specifications

Relative Humidity	95% max. (non condensing)
-------------------	---------------------------

All specifications valid at 230 VAC, resistive full load and +25°C after warm-up time, unless otherwise stated.

Temperature Ranges	- Operating Temperature - Storage Temperature	-40°C to +85°C -40°C to +85°C
Power Derating	- High Temperature - Low Input Voltage	Depending on model 4 %/V below 90 VAC
	See application note:	<a href="http://www.tracopower.com/overview/tpp30a-j">www.tracopower.com/overview/tpp30a-j</a>
Cooling System		Natural convection (20 LFM)
Altitude During Operation		5'000 m max.
Regulator Topology		Flyback Converter
Switching Frequency		30 - 60 kHz (PWM)
Insulation System		Reinforced Insulation
Working Voltage (rated)		272 VAC
Isolation Test Voltage	- Input to Output, 60 s - Input to Case or PE, 60 s - Output to Case or PE, 60 s	4'000 VAC 1'500 VAC 1'500 VAC
Creepage	- Input to Output	8 mm min.
Clearance	- Input to Output	8 mm min.
Isolation Resistance	- Input to Output, 500 VDC	100 MΩ min.
Leakage Current (at 264 VAC)	- Touch Current	75 μA max.
Reliability	- Calculated MTBF	3'300'000 h (MIL-HDBK-217F, ground benign)
Environment	- Vibration - Mechanical Shock	IEC 60068-2-6 IEC 60068-2-27
Housing Type		Open Frame
Mounting Type		Chassis Mount
Connection Type		Pin Connector
Weight		60.5 g
Environmental Compliance	- REACH Declaration  - RoHS Declaration  - SCIP Reference Number	<a href="http://www.tracopower.com/info/reach-declaration.pdf">www.tracopower.com/info/reach-declaration.pdf</a> REACH SVHC list compliant REACH Annex XVII compliant <a href="http://www.tracopower.com/info/rohs-declaration.pdf">www.tracopower.com/info/rohs-declaration.pdf</a> Exemptions: 7a, 7c-l (RoHS exemptions refer to the component concentration only, not to the overall concentration in the product (O5A rule)) 82d4bc53-5b33-476c-88dc-17de303e6dcb

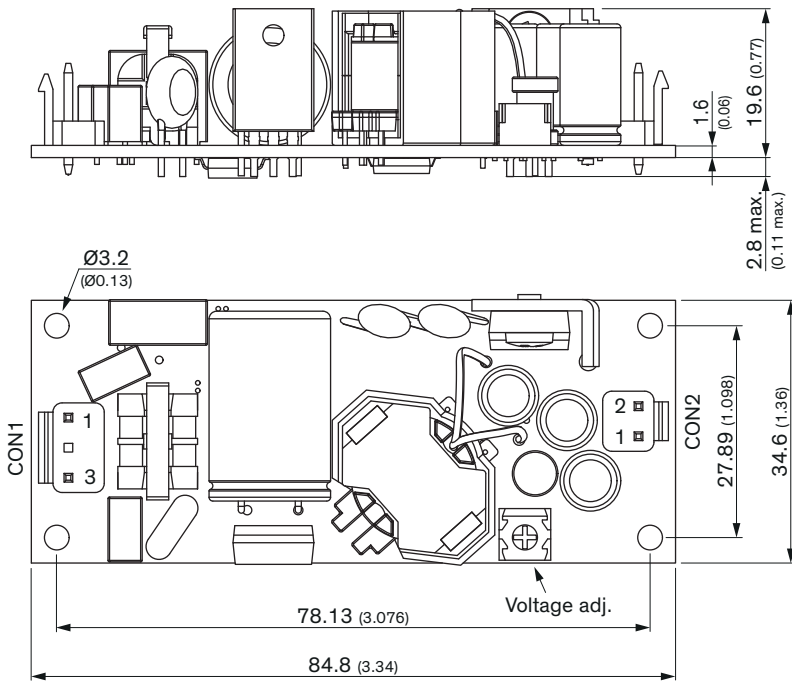
## Supporting Documents

Overview Link (for additional Documents)

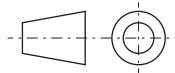
[www.tracopower.com/overview/tpp30a-j](http://www.tracopower.com/overview/tpp30a-j)

All specifications valid at 230 VAC, resistive full load and +25°C after warm-up time, unless otherwise stated.

**Outline Dimensions**



Dimensions in mm (inch)  
 Tolerances: x.x ±0.5 (x.xx ±0.02)  
 x.xx ±0.25 (x.xxx ±0.010)  
 Screw lock torque: Max. 0.49 Nm (5 kgfcm)



Pin connectors			
Input (CON1)		Output (CON2)	
Pin	Function	Pin	Function
1	Line	1	+Vout
3	Neutral	2	-Vout

**Input:** JST series  
 mates with JST crimp terminal: SVH-21T-P1.1  
 and terminal housing: VHR-3N

**Output:** JST series  
 mates with JST crimp terminal: SVH-21T-P1.1  
 and terminal housing: VHR-2N