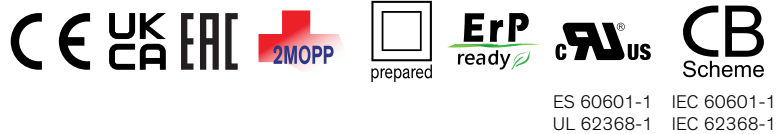


- **High power-density: 180 Watt in 3.6"x2.44" package (encased)**
- **I/O isolation 4000 VAC rated for 250 VAC working voltage**
- **Certification according to IEC/EN/ES 60601-1 3rd edition for 2 x MOPP**
- **Risk management process according to ISO 14971 incl. risk management file**
- **Acceptance criteria for electronic assemblies acc. to IPC-A-610 Level 3**
- **Peak power operation up to 220 Watt for 5s**
- **Operating temperature -40°C to 85°C**
- **Active power factor correction >0.9**
- **Operating up to 5000m altitude**
- **5-year product warranty**



The TPP 180-M is series of encased AC/DC power supplies coming in an encased package. They feature a reinforced double I/O isolation (4000 VAC) system according to latest medical safety standards (60601-1 3rd edition, 2 x MOPP). The leakage current is below 100  $\mu$ A and makes the units suitable for BF (body floating) applications. The excellent efficiency of up to 94% allows a high power-density and compact design (3.6" x 2.44"). The operating temperature range is -40°C to +85°C with derating above 50°C. In natural convection operation these power supplies deliver 150 Watt going up to 180 Watt with forced air cooling. Additionally, they can deliver 220 Watt peak power for 5s. The EMC characteristic is dedicated for applications in industrial and medical fields. High reliability is provided by using high quality components and an excellent thermal management making the TPP 180-M an ideal solution for industrial and medical devices and for demanding safety and space critical applications.

Models						
Order Code	Output Power max.	Output Voltage nom. (adjustable)	Output Current max. (Forced air cooling)	Output Current max. (Natural convection)	Output Current peak	Efficiency typ.
TPP 180-112-M	180 W	12 VDC (11.0 - 13.0 VDC)	15'000 mA	12'500 mA	18'334 mA	92 %
TPP 180-115-M		15 VDC (13.8 - 16.2 VDC)	12'000 mA	10'000 mA	14'667 mA	92 %
TPP 180-124-M		24 VDC (22.1 - 25.9 VDC)	7'500 mA	6'250 mA	9'167 mA	94 %
TPP 180-136-M		36 VDC (33.1 - 38.9 VDC)	5'000 mA	4'170 mA	6'111 mA	93 %
TPP 180-148-M		48 VDC (44.2 - 51.8 VDC)	3'750 mA	3'130 mA	4'583 mA	93 %
TPP 180-153-M		53 VDC (48.8 - 57.2 VDC)	3'400 mA	2'830 mA	4'151 mA	93 %

Options	
on demand (backorder with MOQ non stocking item)	- Optional model with 18 VDC and 10'000 mA - Optional model with 28 VDC and 6'430 mA

### Input Specifications

Input Voltage	- AC Range	Operational Range: <b>85 - 264 VAC</b> (Full Range) Rated Range: <b>100 - 240 VAC</b> (Full Range)
	- DC Range	Operational Range: <b>120 - 370 VDC</b> (Designed for, no certification) Polarity: <b>+DC: L / -DC: N</b>
Input Frequency		Operational Range: <b>47 - 440 Hz</b> Certified: <b>50/60 Hz</b>
Power Consumption	- No load & Vin = 230 VAC - No load & Vin = 115 VAC	<b>200 mW max.</b> (Ready to meet ErP directive) <b>200 mW max.</b>
Input Current	- Full load & Vin = 230 VAC - Full load & Vin = 115 VAC	<b>1'500 mA max.</b> <b>2'550 mA max.</b>
Input Inrush Current	- At 230 VAC - At 115 VAC	<b>100 A max.</b> <b>50 A max.</b>
Power Factor	- At 230 VAC - At 115 VAC	<b>0.9 min.</b> (Active Power Factor Correction) <b>0.9 min.</b> (Active Power Factor Correction)
Input Protection		<b>T 4 A / 250 VAC</b>
Recommended Input Fuse		<b>4'000 mA</b> (slow blow) (The need of an external fuse has to be assessed in the final application.)

### Output Specifications

Output Voltage Adjustment		<b>±8%</b> (By trim potentiometer) Output power must not exceed rated power!
Voltage Set Accuracy		<b>±1% max.</b>
Regulation	- Input Variation (Vmin - Vmax) - Load Variation (0 - 100%)	<b>0.2% max.</b> <b>0.5% max.</b>
Boost Power		Output Current peak: See model table Peak power time: <b>5 s max.</b> Peak power duty cycle: <b>20% max.</b> Average operation power: <b>99 W max.</b> (at natural convection)
Ripple and Noise (20 MHz Bandwidth)		12 VDC model: <b>200 mVp-p max.</b> (w/ 1 µF) 15 VDC model: <b>200 mVp-p max.</b> (w/ 1 µF) 18 VDC model: <b>220 mVp-p max.</b> (w/ 1 µF) 24 VDC model: <b>220 mVp-p max.</b> (w/ 1 µF) 28 VDC model: <b>220 mVp-p max.</b> (w/ 1 µF) 36 VDC model: <b>220 mVp-p max.</b> (w/ 1 µF) 48 VDC model: <b>350 mVp-p max.</b> (w/ 0.1 µF) 53 VDC model: <b>350 mVp-p max.</b> (w/ 0.1 µF)
Capacitive Load		12 VDC model: <b>10'000 µF max.</b> 15 VDC model: <b>6'800 µF max.</b> 18 VDC model: <b>4'700 µF max.</b> 24 VDC model: <b>2'700 µF max.</b> 28 VDC model: <b>1'800 µF max.</b> 36 VDC model: <b>1'200 µF max.</b> 48 VDC model: <b>680 µF max.</b> 53 VDC model: <b>560 µF max.</b>
Minimum Load		<b>Not required</b>
Temperature Coefficient		<b>±0.02 %/K max.</b>
Hold-up Time	- At 230 VAC - At 115 VAC	<b>10 ms min.</b> <b>10 ms min.</b>
Start-up Time	- At 230 VAC - At 115 VAC	<b>1'500 ms max.</b> <b>1'500 ms max.</b>
Short Circuit Protection		<b>Continuous, Automatic recovery</b>

All specifications valid at nominal voltage, resistive full load and +25°C after warm-up time, unless otherwise stated.

Output Current Limitation		130 - 175% of I <sub>out</sub> max. 150% typ. of I <sub>out</sub> max.
Overvoltage Protection		115 - 135% of V <sub>out</sub> nom.
Transient Response	- Response Deviation - Response Time	3% typ. / 10% max. (75% to 100% Load Step) 600 μs typ. (75% to 100% Load Step)

## Safety Specifications

Standards	- IT / Multimedia Equipment  - Medical Equipment  - Certification Documents	EN 62368-1 IEC 62368-1 UL 62368-1 EN 60601-1 IEC 60601-1 ANSI/AAMI ES 60601-1 2 x MOPP (Means Of Patient Protection) <a href="http://www.tracopower.com/overview/tpp180-m">www.tracopower.com/overview/tpp180-m</a>
Protection Class		Class I & II (Prepared): Reinforced Insulation
Pollution Degree		PD 2
Over Voltage Category		OVC II

## EMC Specifications

EMI Emissions	- Conducted Emissions  - Radiated Emissions  - Harmonic Current Emissions - Voltage Fluctuations & Flicker	EN 60601-1-2 edition 4 (Medical Devices) EN 55011 class B (internal filter) EN 55032 class B (internal filter) FCC 47 Part 15 class B (internal filter) FCC 47 Part 18 class B (internal filter) EN 55011 class A (internal filter) EN 55032 class A (internal filter) FCC 47 Part 15 class A (internal filter) FCC 47 Part 18 class A (internal filter) EN 61000-3-2, class D EN 61000-3-3
EMS Immunity	- Electrostatic Discharge  - RF Electromagnetic Field - EFT (Burst) / Surge  - Conducted RF Disturbances - PF Magnetic Field  - Voltage Dips & Interruptions	EN 60601-1-2 edition 4 (Medical Devices) EN 55024 (IT Equipment) EN 55035 (Multimedia) Air: EN 61000-4-2, ±15 kV, perf. criteria A Contact: EN 61000-4-2, ±8 kV, perf. criteria A EN 61000-4-3, 20 V/m, perf. criteria A EN 61000-4-4, ±2 kV, perf. criteria A L to L: EN 61000-4-5, ±1 kV, perf. criteria A EN 61000-4-6, 20 V <sub>rms</sub> , perf. criteria A Continuous: EN 61000-4-8, 30 A/m, perf. criteria A 1 s: EN 61000-4-8, 1000 A/m, perf. criteria A 230 VAC / 50 Hz: EN 61000-4-11 30%, 25 periods, perf. criteria A >95%, 0.5 periods, perf. criteria B >95%, 250 periods, perf. criteria B 115 VAC / 60 Hz: EN 61000-4-11 30%, 25 periods, perf. criteria A >95%, 0.5 periods, perf. criteria B >95%, 250 periods, perf. criteria B

## General Specifications

Relative Humidity		95% max. (non condensing)
Temperature Ranges	- Operating Temperature - Storage Temperature	-40°C to +85°C -40°C to +85°C

All specifications valid at nominal voltage, resistive full load and +25°C after warm-up time, unless otherwise stated.

Power Derating	- High Temperature - Low Input Voltage	Depending on model 1.33 %/V below 100 VAC See application note: <a href="http://www.tracopower.com/overview/tpp180-m">www.tracopower.com/overview/tpp180-m</a>
Over Temperature Protection Switch Off	- Protection Mode - Measurement Point	115°C min. / 125°C typ. / 135°C max. (Automatic recovery at 112°C typ.) See application note: <a href="http://www.tracopower.com/overview/tpp180-m">www.tracopower.com/overview/tpp180-m</a>
Cooling System	- Option 1 - Option 2	Forced air cooling (with external fan, 10 CFM) Natural convection (20 LFM)
Altitude During Operation		5'000 m max.
Regulator Topology		LLC Converter
Switching Frequency		135 - 205 kHz (PWM) 170 kHz typ. (PWM)
Insulation System		Reinforced Insulation
Working Voltage (rated)		250 VAC
Isolation Test Voltage	- Input to Output, 60 s - Input to Case or PE, 60 s - Output to Case or PE, 60 s	4'000 VAC 2'500 VAC 2'500 VAC
Creepage	- Input to Output - Input to Case or PE - Output to Case or PE	27.5 mm min. 5 mm min. 4.3 mm min.
Clearance	- Input to Output - Input to Case or PE - Output to Case or PE	9.3 mm min. 5 mm min. 4.3 mm min.
Isolation Resistance	- Input to Output, 500 VDC	100 MΩ min.
Isolation Capacitance	- Input to Output, 100 kHz, 1 V	1'250 pF typ. / 1'500 pF max.
Leakage Current (264 VAC / 63 Hz)	- Touch Current	100 μA max.
Distance Through Isolation		0.4 mm
Reliability	- Calculated MTBF	1'145'000 h (MIL-HDBK-217F, ground benign)
Environment	- Vibration - Mechanical Shock - Thermal Shock	IEC 60068-2-6 5 g, 3 axis, sine sweep, 3x30 min, 5-500 Hz IEC 60068-2-27 50 g, 3 axis, 11 ms MIL-STD-810F
Housing Material		Aluminum
Housing Type		Metal Case
Mounting Type		Chassis Mount
Connection Type		Pin Connector
Weight		218 g
Environmental Compliance	- REACH Declaration - RoHS Declaration - SCIP Reference Number	<a href="http://www.tracopower.com/info/reach-declaration.pdf">www.tracopower.com/info/reach-declaration.pdf</a> REACH SVHC list compliant REACH Annex XVII compliant <a href="http://www.tracopower.com/info/rohs-declaration.pdf">www.tracopower.com/info/rohs-declaration.pdf</a> Exemptions: 7a, 7c-l (RoHS exemptions refer to the component concentration only, not to the overall concentration in the product (O5A rule).) f3f44547-8d9a-4d5b-a46e-1a966c754e45

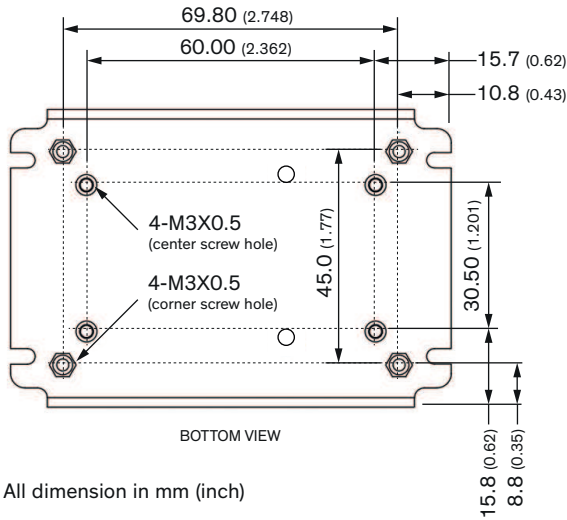
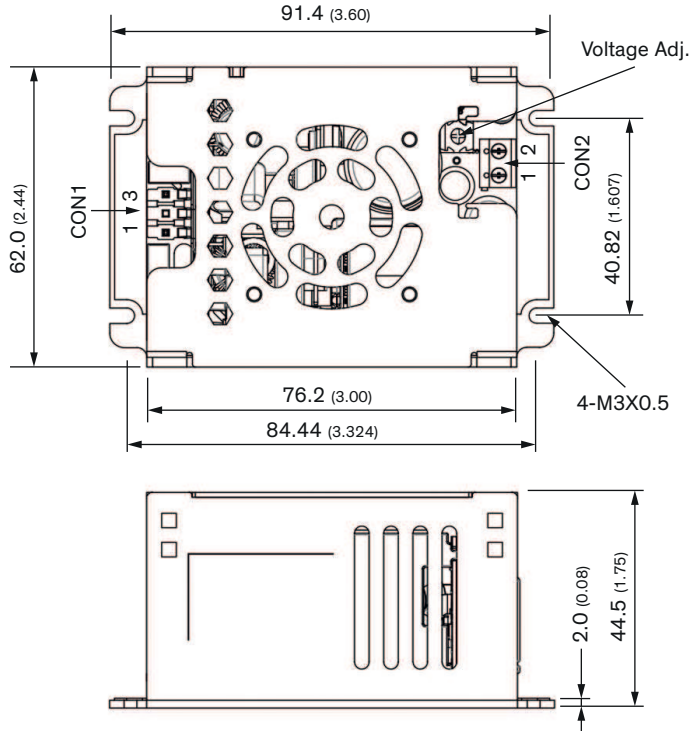
## Supporting Documents

Overview Link (for additional Documents)

[www.tracopower.com/overview/tpp180-m](http://www.tracopower.com/overview/tpp180-m)

All specifications valid at nominal voltage, resistive full load and +25°C after warm-up time, unless otherwise stated.

### Outline Dimensions



All dimension in mm (inch)

Tolerance:  $x.x \pm 0.5$  ( $x.xx \pm 0.02$ )  
 $x.xx \pm 0.25$  ( $x.xxx \pm 0.010$ )

Max. center screw penetration depth: 2.8 (0.11)  
 Max. corner screw penetration depth: 2.0 (0.08)

Setup screw locked torque: max. 5 kgfcm / 0.49 Nm  
 CON2 screw locked torque: max. 2.5 kgfcm / 0.25 Nm  
 wires 24 - 14 AWG

### Pin connectors

Input (CON1)		Output (CON2)	
Pin	Function	Pin	Function
1	AC (N) / DC-	1	+Vout
3	AC (L) / DC+	2	-Vout

**CON1:** Molex Housing 09-50-8031  
 Molex Crimp Terminals 08500106 (2478),  
 08520112 (6838), 45570

**CON2:** Screw locked torque: 2.5 kgfcm / 0.25 Nm max.  
 Wire dimension range: 24 - 14 AWG