


- High power-density: 300 Watt in 4.6"x2.44" package (open frame)
- I/O isolation 3000 VAC rated for 250 VAC working voltage
- Certification according to IEC/EN/UL 62368-1
- Peak power operation up to 360 Watt for 5s
- Operating temperature -40°C to 85°C
- Active power factor correction >0.9
- Operating up to 5000m altitude
- High efficiency up to 93%
- Protection class II prepared
- 3-year product warranty



The TPI 300L-M series is a set of AC/DC power supplies in an open frame (L-Bracket) package style. They feature a reinforced double I/O isolation (3000 VAC) system according to latest industrial safety standards. The excellent efficiency of up to 93% allows a high power-density and compact design (4.6" x 2.44"). The operating temperature range is -40°C to +85°C with derating above 50°C. In natural convection operation these power supplies deliver 180 Watt going up to 300 Watt with forced air cooling. Additionally, they can deliver 360 Watt peak power for 5s. The EMC characteristic is dedicated for applications in industrial and medical fields. High reliability is provided by using high quality components and an excellent thermal management making the TPI 300L-M an ideal solution for industrial and medical devices and for demanding safety and space critical applications.

Models						
Order Code	Output Power max.	Output Voltage nom. (adjustable)	Output Current max. (Forced air cooling)	Output Current max. (Natural convection)	Output Current peak	Efficiency typ.
TPI 300-112L-M	300 W	12 VDC (10.8 - 13.2 VDC)	25'000 mA	15'000 mA	30'000 mA	91 %
TPI 300-115L-M		15 VDC (13.5 - 16.5 VDC)	20'000 mA	12'000 mA	24'000 mA	92 %
TPI 300-124L-M		24 VDC (21.6 - 26.4 VDC)	12'500 mA	7'500 mA	15'000 mA	93 %
TPI 300-136L-M		36 VDC (32.4 - 39.6 VDC)	8'330 mA	5'000 mA	10'000 mA	93 %
TPI 300-148L-M		48 VDC (43.2 - 52.8 VDC)	6'250 mA	3'750 mA	7'500 mA	93 %
TPI 300-153L-M		53 VDC (47.7 - 58.3 VDC)	5'670 mA	3'400 mA	6'790 mA	93 %

Options	
on demand (backorder with MOQ non stocking item)	- Optional model with 18 VDC and 16'667 mA - Optional model with 28 VDC and 10'710 mA

Input Specifications

Input Voltage	- AC Range	Operational Range: 85 - 264 VAC (Full Range) Rated Range: 100 - 240 VAC (Full Range)
	- DC Range	Operational Range: 120 - 370 VDC (Designed for, no certification) Polarity: +DC: L / -DC: N
Input Frequency		Operational Range: 47 - 440 Hz Certified: 50/60 Hz
Power Consumption	- No load & Vin = 230 VAC	400 mW max. (Ready to meet ErP directive)
	- No load & Vin = 115 VAC	400 mW max.
Input Current	- Full load & Vin = 230 VAC	1'600 mA max.
	- Full load & Vin = 115 VAC	3'900 mA max.
Input Inrush Current	- At 230 VAC	70 A max.
	- At 115 VAC	40 A max.
Power Factor	- At 230 VAC	0.9 min. (Active Power Factor Correction)
	- At 115 VAC	0.9 min. (Active Power Factor Correction)
Input Protection		T 5 A / 250 VAC (Internal Fuse in L & N)
Recommended Input Fuse		5'000 mA (slow blow) (The need of an external fuse has to be assessed in the final application.)

Output Specifications

Output Voltage Adjustment		±10% (By trim potentiometer) Output power must not exceed rated power!
Voltage Set Accuracy		±1% max.
Regulation	- Input Variation (Vmin - Vmax)	0.2% max.
	- Load Variation (0 - 100%)	0.5% max.
Boost Power		Output Current peak: See model table Peak power time: 5 s max. Peak power duty cycle: 20% max. Average operation power: 50% of full load
Ripple and Noise (20 MHz Bandwidth)	12 VDC model:	150 mVp-p max. (w/ 1 µF X7R)
	15 VDC model:	180 mVp-p max. (w/ 1 µF X7R)
	18 VDC model:	210 mVp-p max. (w/ 1 µF X7R)
	24 VDC model:	270 mVp-p max. (w/ 1 µF X7R)
	28 VDC model:	310 mVp-p max. (w/ 1 µF X7R)
	36 VDC model:	390 mVp-p max. (w/ 1 µF X7R)
	48 VDC model:	510 mVp-p max. (w/ 1 µF X7R)
Capacitive Load	53 VDC model:	540 mVp-p max. (w/ 1 µF X7R)
	12 VDC model:	20'000 µF max.
	15 VDC model:	12'000 µF max.
	18 VDC model:	9'000 µF max.
	24 VDC model:	2'400 µF max.
	28 VDC model:	2'000 µF max.
Minimum Load	36 VDC model:	1'000 µF max.
	48 VDC model:	650 µF max.
	53 VDC model:	470 µF max.
Temperature Coefficient		±0.02 %/K max.
Hold-up Time	- At 230 VAC	5 ms min.
	- At 115 VAC	5 ms min.
Start-up Time	- At 230 VAC	2'000 ms max.
	- At 115 VAC	2'000 ms max.
Short Circuit Protection		Continuous, Automatic recovery
Output Current Limitation		135 - 165% of Iout max.
		150% typ. of Iout max.

All specifications valid at 230 VAC, resistive full load and +25°C after warm-up time, unless otherwise stated.

Overvoltage Protection		115 - 135% of Vout nom. (Latch off)
Transient Response	- Response Deviation - Response Time	3% typ. / 10% max. (50% to 75% Load Step) 600 µs typ. (50% to 75% Load Step)

Safety Specifications

Standards	- IT / Multimedia Equipment - Certification Documents	EN 62368-1 IEC 62368-1 UL 62368-1 www.tracopower.com/overview/tpi300l-m
Protection Class		Class I & II (Prepared): Reinforced Insulation
Pollution Degree		PD 2
Over Voltage Category		OVC II

EMC Specifications

EMI (Emissions)	- Conducted Emissions - Radiated Emissions - Harmonic Current Emissions - Voltage Fluctuations & Flicker	EN 55032 class B (internal filter) FCC 47 Part 15 class B (internal filter) EN 55032 class A (internal filter) FCC 47 Part 15 class A (internal filter) EN 61000-3-2, class A EN 61000-3-3
EMS (Immunity)	- Electrostatic Discharge - RF Electromagnetic Field - EFT (Burst) / Surge - Conducted RF Disturbances - PF Magnetic Field - Voltage Dips & Interruptions	EN 60601-1-2 edition 4 (Medical Devices) EN 55024 (IT Equipment) EN 55035 (Multimedia) Air: EN 61000-4-2, ±15 kV, perf. criteria A Contact: EN 61000-4-2, ±8 kV, perf. criteria A EN 61000-4-3, 20 V/m, perf. criteria A EN 61000-4-4, ±2 kV, perf. criteria A L to L: EN 61000-4-5, ±1 kV, perf. criteria A EN 61000-4-6, 20 Vrms, perf. criteria A Continuous: EN 61000-4-8, 30 A/m, perf. criteria A 230 VAC / 50 Hz: EN 61000-4-11 30%, 25 periods, perf. criteria A >95%, 0.5 periods, perf. criteria A >95%, 250 periods, perf. criteria B 115 VAC / 60 Hz: EN 61000-4-11 30%, 25 periods, perf. criteria A >95%, 0.5 periods, perf. criteria A >95%, 250 periods, perf. criteria B
EMC / Environmental	- Certification Documents	www.tracopower.com/overview/tpi300l-m

General Specifications

Relative Humidity		95% max. (non condensing)
Temperature Ranges	- Operating Temperature - Storage Temperature	-40°C to +85°C -40°C to +85°C
Power Derating	- High Temperature - Low Input Voltage	Depending on model 2 %/V below 100 VAC See application note: www.tracopower.com/overview/tpi300l-m
Over Temperature Protection Switch Off	- Protection Mode - Measurement Point	118°C min. / 125°C typ. / 132°C max. (Automatic recovery at 112°C typ.) See application note: www.tracopower.com/overview/tpi300l-m (Internal Thermistor)
Cooling System	- Option 1 - Option 2	Forced air cooling (with external fan, 21 CFM) Natural convection (20 LFM)

All specifications valid at 230 VAC, resistive full load and +25°C after warm-up time, unless otherwise stated.

Fan Power Source	- Characteristic - Output Voltage - Output Current	Variable fan speed (temperature regulated) 12 VDC 500 mA max.
Standby Power Source	- Output Voltage - Output Current	5 VDC 1000 mA max. (Fan Power Source and Standby Power Source total power must not exceed 8 W.)
Remote Control	- Voltage Controlled Remote (passive = on) - Off Idle Input Current - Remote Pin Input Current	On: 3.0 to 12 VDC or open circuit Off: 0 to 1.2 VDC or short circuit Refers to '+Remote' and '-Remote' Pin 16 mA typ. / 25 mA max. (excl. Standby power source and Fan power source) -0.5 to 1.0 mA (Standby power source and Fan power source are always present)
Altitude During Operation		5'000 m max.
Regulator Topology		LLC Converter
Switching Frequency		100 - 180 kHz (PWM) 140 kHz typ. (PWM)
Insulation System		Reinforced Insulation
Working Voltage (rated)		250 VAC
Isolation Test Voltage	- Input to Output, 60 s - Input to Case or PE, 60 s - Output to Case or PE, 60 s	3'000 VAC 2'000 VAC 2'000 VAC
Creepage	- Input to Output - Input to Case or PE - Output to Case or PE	13.6 mm min. 5 mm min. 4.2 mm min.
Clearance	- Input to Output - Input to Case or PE - Output to Case or PE	9.7 mm min. 5 mm min. 4.2 mm min.
Isolation Resistance	- Input to Output, 500 VDC	100 MΩ min.
Isolation Capacitance	- Input to Output, 100 kHz, 1 V	1'250 pF typ. / 1'500 pF max.
Leakage Current (264 VAC / 63 Hz)	- Earth Leakage Current	300 μA max.
Distance Through Isolation		0.4 mm
Reliability	- Calculated MTBF	1'056'000 h (MIL-HDBK-217F, ground benign)
Environment	- Vibration - Mechanical Shock - Thermal Shock	IEC 60068-2-6 5 g, 3 axis, sine sweep, 3x30 min, 5-500 Hz IEC 60068-2-27 50 g, 3 axis, half sine, 11 ms MIL-STD-810F
Housing Material		Aluminum
Housing Type		L-Bracket
Mounting Type		Chassis Mount
Connection Type		Pin Connector
Weight		260 g

All specifications valid at 230 VAC, resistive full load and +25°C after warm-up time, unless otherwise stated.

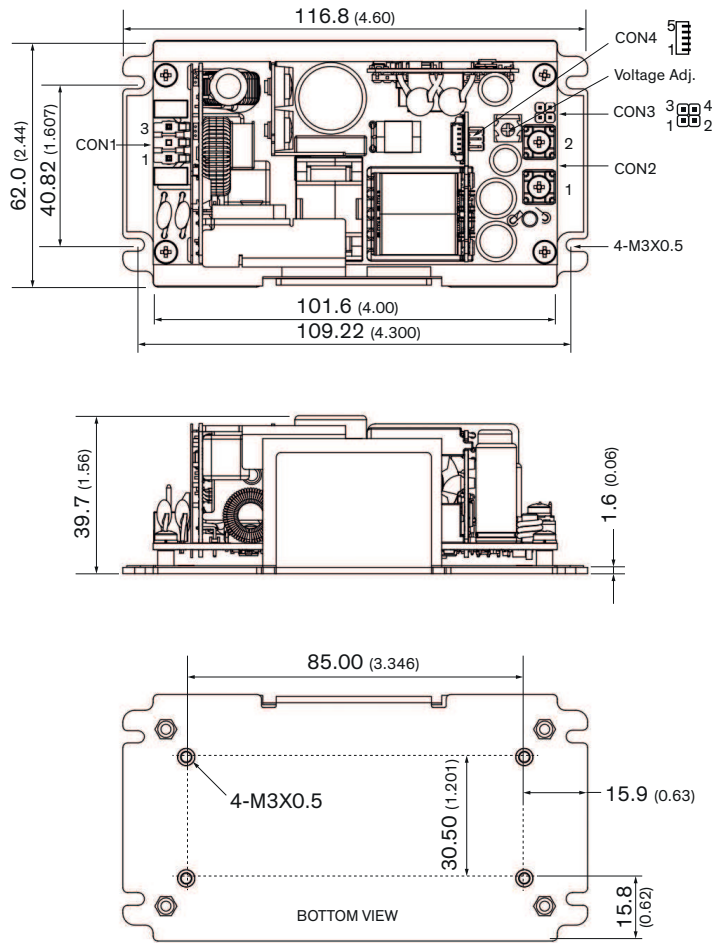
Power OK Signal	- Trigger Threshold	12 VDC model: 10 - 10.8 VDC 15 VDC model: 12.5 - 13.5 VDC 18 VDC model: 15.3 - 16.2 VDC 24 VDC model: 20 - 21.6 VDC 28 VDC model: 24 - 25.2 VDC 36 VDC model: 31 - 32.4 VDC 48 VDC model: 41.5 - 43.2 VDC 53 VDC model: 46 - 47.7 VDC	Open collector output
	- Power OK - Power Off		Low level High resistance (Refers to 'PG' and '-Vout' Pin) 50 VDC / 50 mA max.
	- Pin Specifications		
Sense Function			10% max. of Vout nom. (If sense function is not used, sense pins should be left open/floating.)
Environmental Compliance	- REACH Declaration		www.tracopower.com/info/reach-declaration.pdf
	- RoHS Declaration		REACH SVHC list compliant REACH Annex XVII compliant www.tracopower.com/info/rohs-declaration.pdf Exemptions: 7a, 7c-I
	- SCIP Reference Number		(RoHS exemptions refer to the component concentration only, not to the overall concentration in the product (O5A rule).) 84215c7c-9fb9-4f85-8599-566e47e2d159

Supporting Documents

Overview Link (for additional Documents)

www.tracopower.com/overview/tpi300l-m

Outline Dimensions



Input	
CON1	
Pin	Function
1	AC (L) / DC (+)
3	AC (N) / DC (-)

Output	
CON2	
Pin	Function
1	+ Vout
2	- Vout

Auxiliary	
CON3	
Pin	Function
1	+ Fan
2	- Fan
3	+ Sense
4	- Sense

Auxiliary	
CON4	
Pin	Function
1	+ Standby
2	- Standby
3	PG
4	- Remote
5	+ Remote

CON1: Molex Housing 09-50-8031
Molex Crimp Terminals 08500106 (2478),
08520112 (6838),
45570

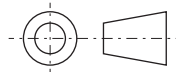
CON2: KST Ring Terminal RVS2-3.7

CON3: Molex Housing 90143-0004
Molex Crimp Terminals 90119

CON4: Molex Housing 51021-0500
Molex Crimp Terminals 50058, 50078

All dimensions in mm (inch)

Tolerance: X.X ±0.5 (X.XX ±0.02)
X.XX ±0.25 (X.XXX ±0.01)



Max. screw penetration depth: 3.3 (0.130)

Setup screw tightening torque: max. 5 kgfcm / 0.49 Nm
CON2 screw tightening torque: max. 16.8 kgfcm / 1.65 Nm
wires 24 - 14 AWG