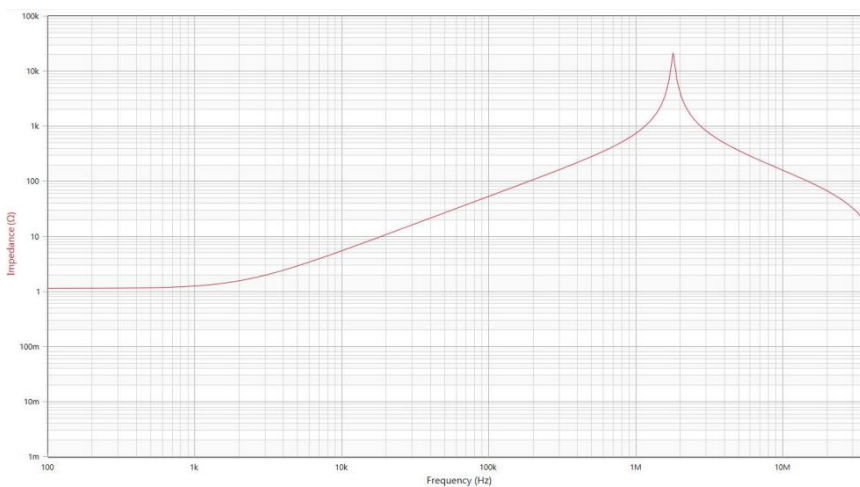


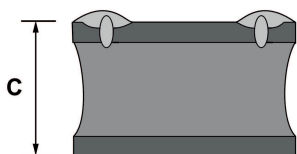
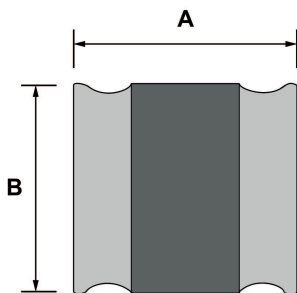
<b>Order Code</b>	<b>TCK-197</b>
<b>Inductance</b>	82 $\mu$ H $\pm$ 20% (at 1 MHz / 1 V)
<b>Impedance (DCR)</b>	365 m $\Omega$ max.
<b>Rated Current</b>	0.98 A max.
<b>Operating Temperature</b>	-40°C to +125°C
<b>RoHS Exemptions</b>	No Exemptions
<b>Overview Link</b>	<a href="http://www.tracopower.com/overview/tck-197">www.tracopower.com/overview/tck-197</a>



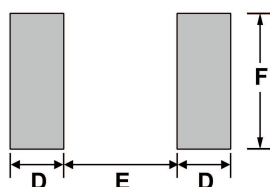
### Impedance Curve



### Outline Dimensions



#### PCB PATTERN



#### Dimensions [mm]

<b>A</b>	6.5 max.
<b>B</b>	6.5 max.
<b>C</b>	4.7 max.
<b>D</b>	2.35
<b>E</b>	1.8
<b>F</b>	5.1

All specifications valid at +25°C, unless otherwise stated.