
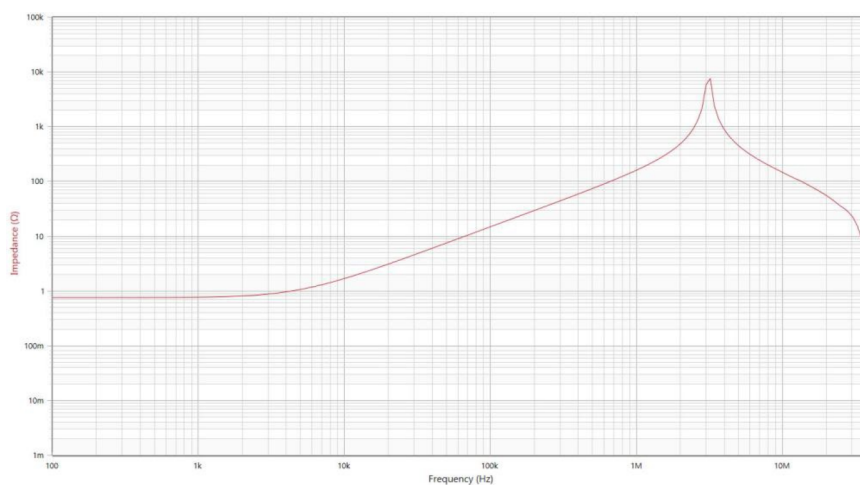


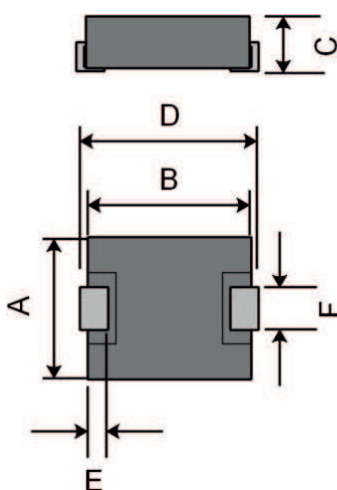
<b>Order Code</b>	<b>TCK-193</b>
<b>Inductance</b>	22 $\mu$ H $\pm$ 20% (at 100 kHz / 1 V)
<b>Impedance (DCR)</b>	66 m $\Omega$ max.
<b>Rated Current</b>	5 A max.
<b>Operating Temperature</b>	-40°C to +125°C
<b>RoHS Exemptions</b>	No Exemptions
<b>Overview Link</b>	<a href="http://www.tracopower.com/overview/tck-193">www.tracopower.com/overview/tck-193</a>



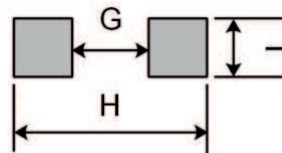
### Impedance Curve



### Outline Dimensions



#### PCB PATTERN



#### Dimensions [mm]

<b>A</b>	10.0 $\pm$ 0.5
<b>B</b>	10.0 $\pm$ 0.5
<b>C</b>	4.2 max.
<b>D</b>	11.7 max.
<b>E</b>	2.0 $\pm$ 0.7
<b>F</b>	3.0 $\pm$ 0.7
<b>G</b>	5.4
<b>H</b>	13.6
<b>I</b>	4.1

All specifications valid at +25°C, unless otherwise stated.