
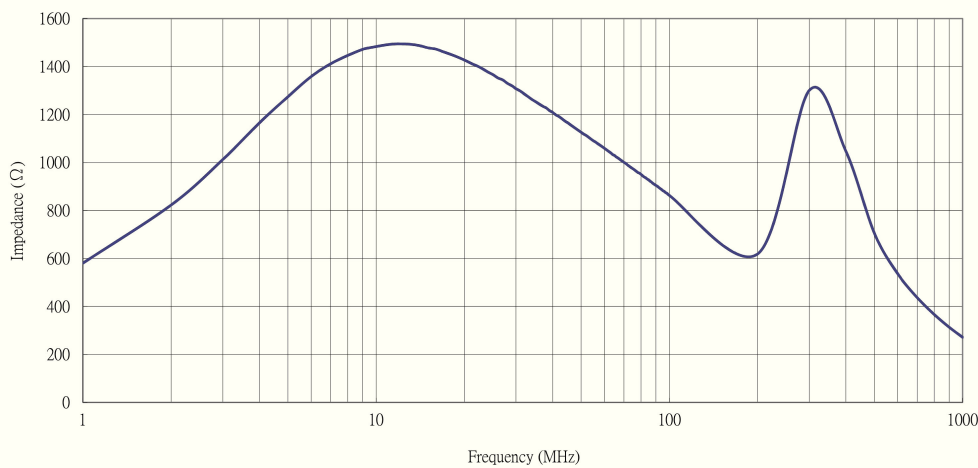


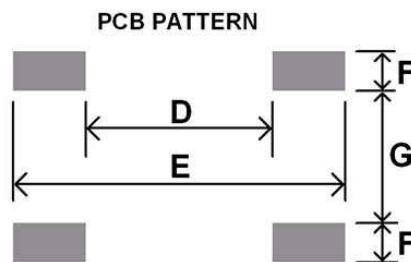
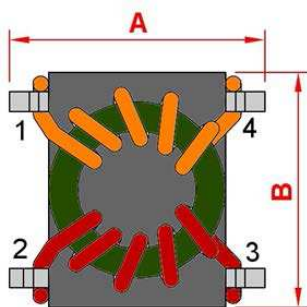
| | |
|----------------------------------|--|
| Order Code | TCK-140 |
| Inductance (each winding) | 137.5 $\mu\text{H} \pm 25\%$ (at 100 kHz / 1 V) |
| Impedance (DCR) | 55 m Ω max. |
| Rated Current | 0.64 A max. |
| Rated Voltage | 500 VDC max. (between windings) |
| Operating Temperature | -40°C to +105°C |
| RoHS Exemptions | No Exemptions |
| Overview Link | www.tracopower.com/overview/tck-140 |



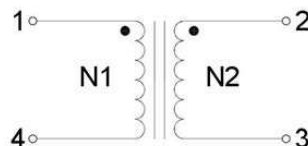
Impedance Curve



Outline Dimensions



| Dimensions [mm] | |
|-----------------|---------------|
| A | 6.5 \pm 0.3 |
| B | 6.0 \pm 0.2 |
| C | 4.5 max. |
| D | 4.3 |
| E | 7.7 |
| F | 0.91 |
| G | 3.0 |



All specifications valid at +25°C, unless otherwise stated.