




2020 | Industrial Power Solutions

Product Portfolio



Company Profile

TRACO Electronic AG is a Swiss company with headquarters based in Baar, Switzerland. As a leading power supply specialist with more than 40 years experience we are dedicated to the design and manufacturing of high quality DC/DC and AC/DC power conversion products.

TRACO markets its products worldwide under the registered trademark TRACO POWER. Our mission is to provide our customers with optimal power supply solutions in terms of performance, quality and cost for their individual application.

The varying levels of industrial power supplies

All power supplies designed for use in non-medical application are required to meet the international safety standards of IEC/EN/UL 62368-1. Industrial grade power supplies are subjected to increased requirements which vary depending upon their operating environment, typically divided into 2 categories, one for office / manufacturing environments and another for harsh/hazardous environments.

For power supplies in household applications, there are virtually no differences when it comes to insulation and operational safety. However, stronger electromagnetic and conducted disturbances are expected to arise in industrial environments, and electrical power supplies must be resistant to these. EMC immunity tests according to the generic standard IEC 61000-6-2 „immunity for industrial environments“ is the common denominator for a power supply being classified as industrial-grade.

The right product for the application and environment / standard products

Traco Power offers a wide selection of standard industrial power supplies that are manufactured and tested according to the varying environments and applicable safety standards, allowing our customers to choose the power solution that is most cost-effective for their application and environmental requirements.

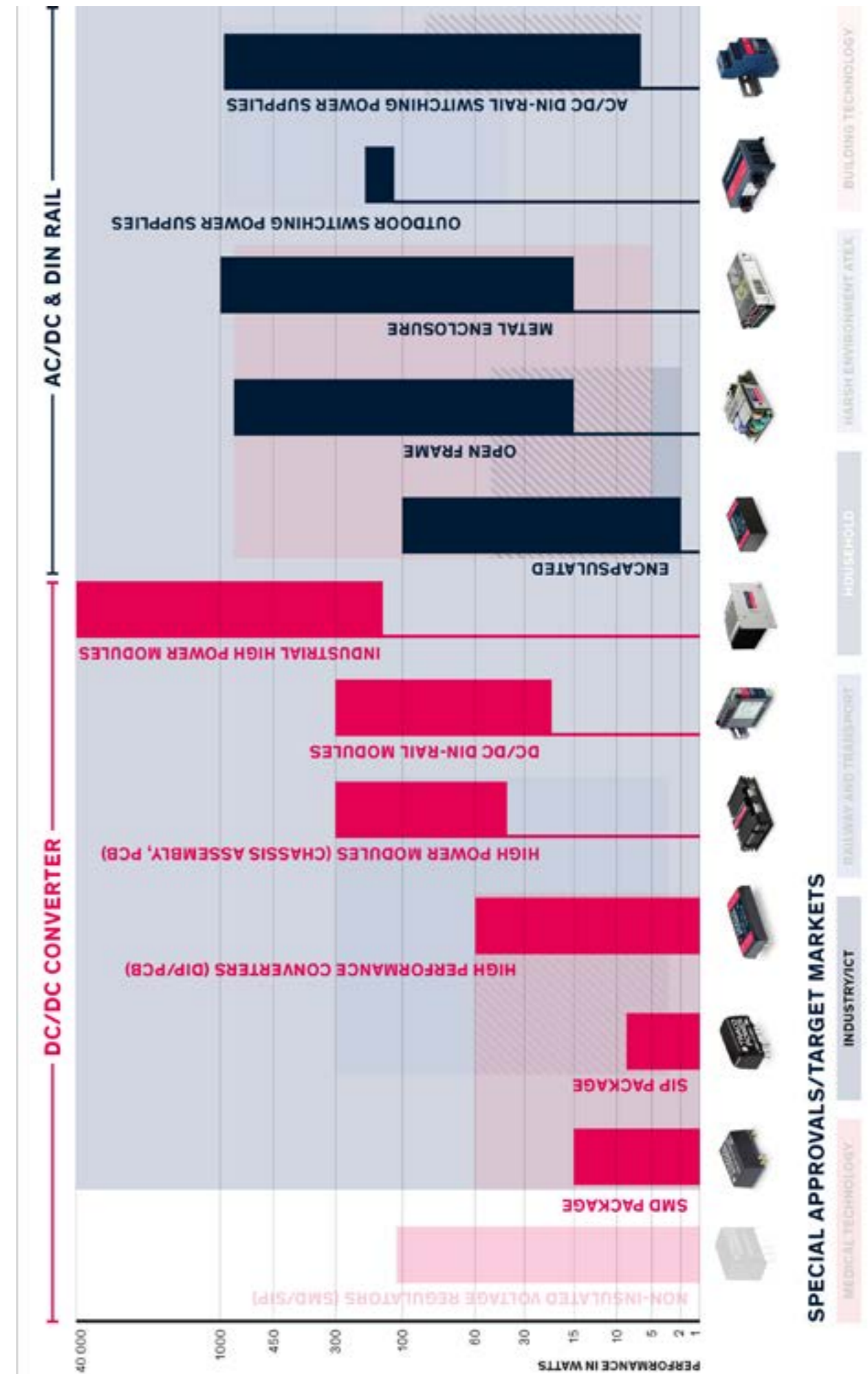
All our industrial rated power supplies provide following features as standard:

- Safety approval according IEC/EN/UL 62368-1 (for 3000 VAC I/O isolation)
- EMC immunity according IEC 61000-6-2
- EMC emission according EN 55032 class B
- Protection against short circuit, overload and output over-voltage

Customer specific applications / customized solutions

It is often not possible to find a standard power supply that fully complies with the respective requirements or without unnecessary features making the application more expensive. With our design company **TRACO POWER SOLUTIONS** we have a center of competence to develop and optimize power supplies for customer-specific requirements. The motto from our design team is “Reduced to the Max” and develop or modify a solution specific to your needs at the lowest cost of ownership.

Note: All dimension drawings in mm (inch)



Non-Isolated Step Down DC/DC Converters (POL) in SIP Package**0.5–30 Amp**

TSR 0.5	SIP-3 package, 4.75-32 VDC input, pos.-pos. circuit, LM78 compatible		0.5 A	11
TSR 0.6WI	SIP-3 package, 9-72 VDC input, pos.-pos. circuit, LM78 compatible	NEW	0.6 A	11
TSR 1	SIP-3 package, 4.6-36 VDC input, pos.-pos. circuit, LM78 compatible		1 A	12
TSR 1E	SIP-3 package, 6-36 VDC input, pos.-pos. circuit, cost efficient, LM78 compatible	NEW under development	1 A	12
TSR 1WI	SIP-3 package, 9-72 VDC input, pos.-pos. circuit, LM78 compatible	NEW	1 A	13
TSN 1	SIP-3 package, -7.0 to -32 VDC input, neg.-neg. circuit, LM78 compatible		1 A	13
TSRN 1	SIP-3 package, 4.6-42 VDC input, pos.-neg. circuit, LM78 compatible		1 A	14
TSR 2	SIP-3 package, 3.0-36 VDC input, pos.-pos. circuit, LM78 compatible		2 A	14
TSR 3	SIP-3 package, 2.5-30 VDC input, pos.-pos. circuit, open frame, LM78 compatible		3 A	15
TOS	SIP package, 2.4-14 VDC input, pos.-pos. circuit, open frame		6-30 A	15

Non-Isolated Step Down DC/DC Converters (POL) SMD Package**0.5–30 Amp**

TSR 0.5SM	SMD (DIP-10) package, 4.75-32 VDC input, pos.-pos. circuit		0.5 A	16
TSR 1SM	SMD (DIP-10) package, 3.0-36 VDC input, pos.-pos. circuit		1 A	16
TSRN 1SM	SMD (DIP-10) package, 3.0-42 VDC input, pos.-neg. circuit		1 A	17
TOS	SMD package, 2.4-14 VDC input, pos.-pos. circuit, open frame		6-30 A	17

SMD DC/DC Converters**1 - 15 Watt**

TES 1	SMD (DIP-10) package, $\pm 10\%$ input, unregulated		1 W	18
TES 1V	SMD (DIP-12) package, $\pm 10\%$ input, unregulated, 3000 VDC I/O-isolation, plastic case		1 W	18
TRN 1SM	SMD package, 2:1 input, regulated, cost efficient, encapsulated		1 W	19
TDN 1WISM	SMD package, 4:1 input, regulated, high power density, encapsulated		1 W	19
TMR 1SM	SMD (DIP-14) package, 2:1 input, regulated		1 W	20
TES 2H	SMD (DIP-10) package, $\pm 10\%$ input, unregulated		2 W	20
TMR 2WISM	SMD (DIP-14) package, 4:1 input, regulated		2 W	21
TDR 2SM	SMD (DIP-14) package, 2:1 input, regulated, overmold (washable)		2 W	21
TDR 2WISM	SMD (DIP-14) package, 4:1 input, regulated, overmold (washable)		2 W	22
TRS 2	SMD package, 2:1 input, regulated, cost efficient, encapsulated		2 W	22
TES 2M	SMD (DIP-16) package, $\pm 10\%$ input, unregulated, 4000 VAC I/O-isolation (reinforced)		2 W	23
TIM 2SM	SMD (DIP-16), 2:1 input, 5000 VAC I/O-isolation, 2 x MOPP, medical, encapsulated	NEW	2 W	23
TRN 3SM	SMD package, 2:1 input, regulated, cost efficient, encapsulated		3 W	24
TDN 3WISM	SMD package, 4:1 input, regulated, high power density, encapsulated		3 W	24
TMR 3WISM	SMD (DIP-14) package, 4:1 input, regulated		3 W	25
TDR 3SM	SMD (DIP-14) package, 2:1 input, regulated, overmold (washable)		3 W	25
TDR 3WISM	SMD (DIP-14) package, 4:1 input, regulated, overmold (washable)		3 W	26
THL 3WISM	SMD (DIP-16) package, 4:1 input, regulated		3 W	26
TIM 3.5SM	SMD (DIP-16), 2:1 input, 5000 VAC I/O-isolation, 2 x MOPP, medical, encapsulated		3.5 W	27
TDN 5WISM	SMD package, 4:1 input, regulated, high power density, encapsulated		5 W	27
THL 6WISM	SMD package, 4:1 input, regulated		6 W	28
TON 15SM	SMD package, 2:1 input, regulated, open frame		15 W	28
TON 15WISM	SMD package, 4:1 input, regulated, open frame		15 W	29

SIP DC/DC CONVERTERS**1–9 Watt**

TBA 1E	SIP-7 package, $\pm 10\%$ input, unregulated, short circuit protection, encapsulated	NEW	1 W	30
--------	--	------------	-----	----

TEA 1E	SIP-7 package, $\pm 10\%$ input, unregulated, cost optimized design, encapsulated	NEW under development	1 W	30
TMA	SIP-7 package, $\pm 10\%$ input, unregulated, encapsulated		1 W	31
TBA 1	SIP-4 package, $\pm 10\%$ input, unregulated, short circuit protection, encapsulated	NEW	1 W	31
TEA 1	SIP-4 package, $\pm 10\%$ input, unregulated, cost optimized design, encapsulated	NEW under development	1 W	32
TME	SIP-4 package, $\pm 10\%$ input, unregulated, encapsulated		1 W	32
TRA 1	SIP-7 package, $\pm 10\%$ input, semi-regulated, encapsulated		1 W	33
TMAP	SIP-7 package, $\pm 10\%$ input, unregulated, short circuit protection, 3000 VDC I/O iso.		1 W	33
TMV	SIP-7 package, $\pm 10\%$ input, unregulated, 3000 VDC I/O isolation, encapsulated		1 W	34
TBA 1HI	SIP-7 package, $\pm 10\%$ input, unregulated, short circuit protection, 3000 VDC I/O iso.	NEW	1 W	34
TEA 1HI	SIP-7 package, $\pm 10\%$ input, unregulated, 4000 VDC I/O isolation, encapsulated	NEW under development	1 W	35
TMV-HI	SIP-7 package, $\pm 10\%$ input, unregulated, 5200 VDC I/O isolation, encapsulated		1 W	35
TMV-EN	SIP-7 package, $\pm 10\%$ input, unregulated, 3000 VAC I/O isolation (reinforced), encapsulated		1 W	36
TRV 1	SIP-7 package, $\pm 10\%$ input, semi-regulated, 3000 VDC I/O isolation, encapsulated		1 W	36
TRV 1M	SIP-7 package, $\pm 10\%$ input, semi-regulated, 5000 VAC isolation, 2 x MOPP	NEW under development	1 W	37
TRN 1	SIP-5 package, 2:1 input, regulated, cost efficient, compact, encapsulated		1 W	37
TMR 1	SIP-6 package, 2:1 input, regulated, encapsulated		1 W	38
TMV 2HI	SIP-7 package, 10% input, unregulated, 5200 VDC I/O-isolation, encapsulated		2 W	38
TBA 2	SIP-7 package, $\pm 10\%$ input, unregulated, short circuit protection, encapsulated	NEW	2 W	39
TMH	SIP-7 package, $\pm 10\%$ input, unregulated, encapsulated		2 W	39
TEC 2	SIP-8 package, 2:1 input, regulated, cost efficient, encapsulated		2 W	40
TEC 2WI	SIP-8 package, 4:1 input, regulated, cost efficient, encapsulated		2 W	40
TMR 2	SIP-8 package, 2:1 input, regulated, encapsulated		2 W	41
TMR 2WIN	SIP-8 package, 4:1 input, regulated, encapsulated		2 W	41
TRA 3	SIP-7 package, $\pm 10\%$ input, semi-regulated, encapsulated		3 W	42
TRN 3	SIP-5 package, 2:1 input, regulated, cost efficient, compact, encapsulated		3 W	42
TEC 3	SIP-8 package, 2:1 input, regulated, cost efficient, encapsulated		3 W	43
TEC 3WI	SIP-8 package, 4:1 input, regulated, cost efficient, encapsulated		3 W	43
TMR 3	SIP-8 package, 2:1 input, regulated, encapsulated		3 W	44
TMR 3WI	SIP-8 package, 4:1 input, regulated, encapsulated		3 W	44
TMR 3HI	SIP-8 package, 2:1 input, regulated, 3000 VDC I/O-isolation (functional), encapsulated		3 W	45
TVN 3	SIP-8 package, 2:1 input, regulated, ultra low ripple & noise, metal case		3 W	45
TMR 3WIR	SIP-8 package, 2:1 input, regulated, 3000 VDC I/O-isolation, railway, metal case		3 W	46
TMR 4	SIP-8 package, 2:1 input, regulated, encapsulated	NEW under development	4 W	46
TMR 4WI	SIP-8 package, 4:1 input, regulated, encapsulated	NEW under development	4 W	47
TMR 6	SIP-8 package, 2:1 input, regulated, encapsulated		6 W	47
TMR 6WI	SIP-8 package, 4:1 input, regulated, encapsulated		6 W	48
TMR 6WIR	SIP-8 package, 2:1 input, regulated, 3000 VDC I/O-isolation, railway, metal case		6 W	48
TMR 9	SIP-8 package, 2:1 input, regulated, ultra compact, encapsulated		9 W	49
TMR 9WI	SIP-8 package, 4:1 input, regulated, ultra compact, encapsulated		9 W	49

High Performance DC/DC Converters**1–60 Watt**

TDN 1WI	DIP package, 4:1 input, regulated, encapsulated		1 W	50
TDL 2	DIP package, 2:1 input, regulated, compact design, encapsulated		2 W	50
TDR 2	DIP-14 package, 2:1 input, regulated, overmold (washable), plastic case		2 W	51
TDR 2WI	DIP-14 package, 4:1 input, regulated, overmold (washable), plastic case		2 W	51
TEL 2	DIP-16 package, 2:1 input, regulated, encapsulated		2 W	52
THI 2M	DIP-16 package, $\pm 10\%$ input, unregulated, 2 x MOOP, encapsulated		2 W	52

Index		Page
-------	--	------

TIM 2	DIP-16 package, 2:1 input, regulated, 5000 VAC I/O-isolation, 2 x MOPP medical, encapsulated NEW	2 W 53
TDL 3	DIP package, 2:1 input, regulated, compact design, encapsulated	3 W 53
TDN 3WI	DIP package, 4:1 input, regulated, high power density, encapsulated	3 W 54
TDR 3	DIP-14 package, 2:1 input, regulated, overmold (washable), plastic case	3 W 54
TDR 3WI	DIP-14 package, 4:1 input, regulated, overmold (washable), plastic case	3 W 55
THL 3WI	DIP-16 package, 4:1 input, regulated, encapsulated	3 W 55
TEM 3N	DIP-24 package, ±10% input, regulated, cost efficient, encapsulated	3 W 56
TEL 3	DIP-24 package, 2:1 input, regulated, encapsulated	3 W 56
TEN 3N	DIP-24 package, 2:1 input, regulated, cost efficient, encapsulated	3 W 57
TEN 3WIN	DIP-24 package, 4:1 input, regulated, cost efficient, encapsulated	3 W 57
TRI 3	DIP-24 package, 2:1 input, regulated, 1000 VAC working voltage, encapsulated NEW	3.5 W 58
THR 3WI	DIP-24 package, 4:1 input, regulated, 3000 VAC isolation (reinforced), encapsulated NEW under development	3 W 58
THI 3	DIP-24 package, 10% input, regulated, 4000 VAC isolation, 2 x MOOP, encapsulated	3 W 59
THP 3	DIP-24 package, 4:1 input, regulated, 3000 VAC isolation, 2 x MOOP, encapsulated	3 W 59
THM 3	DIP-24 package, 2:1 input, regulated, 5000 VAC isolation, 2 x MOPP medical, encapsulated	3 W 60
THM 3WI	DIP-24 package, 4:1 input, regulated, 5000 VAC isolation, 2 x MOPP medical, encapsulated	3 W 60
TIM 3.5	DIP-16 package, 2:1 input, regulated, 5000 VAC I/O-isolation, 2 x MOPP medical, encapsulated NEW	3.5 W 61
TDN 5WI	DIP package, 4:1 input, regulated, highest power density, encapsulated	5 W 61
TVN 5WI	DIP-24 package, 4:1 input, regulated, ultra low ripple & noise, encapsulated, metal case	5 W 62
TEL 5	DIP-24 package, 2:1 input, regulated, cost optimized, encapsulated	5 W 62
TMDC 06	2.09" x 1.34", 4:1 input, harsh EMC capabilities, chassis mount NEW	6 W 63
TMDC 06H	2.09" x 1.34", 2:1 input, harsh EMC capabilities, 3000 VAC isolation, chassis mount NEW	6 W 63
TEN 6N	DIP-24 package, 2:1 input, regulated, cost efficient, encapsulated	6 W 64
TEN 6WIN	DIP-24 package, 4:1 input, regulated, cost efficient, encapsulated	6 W 64
TEN 6WIN-HI	DIP-24 package, 4:1 input, regulated, cost efficient, 3000 VDC isolation, encapsulated	6 W 65
TRI 6	DIP-24 package, 2:1 input, regulated, 1000 VAC working voltage, encapsulated NEW	6 W 65
THM 6	DIP-24 package, 2:1 input, regulated, 5000 VAC isolation, 2 x MOPP medical, encapsulated	6 W 66
THM 6WI	DIP-24 package, 4:1 input, regulated, 5000 VAC isolation, 2 x MOPP medical, encapsulated	6 W 66
TEL 8	DIP-16 package, 2:1 input, regulated, high power density, encapsulated, metal case	8 W 67
TEL 8WI	DIP-16 package, 4:1 input, regulated, high power density, encapsulated, metal case	8 W 67
TEN 8	DIP-24 package, 2:1 input, regulated, encapsulated, metal case	8 W 68
TEN 8WI	DIP-24 package, 4:1 input, regulated, encapsulated, railway, metal case	8 W 68
TEL 10	DIP-16 package, 2:1 input, regulated, high power density, encapsulated, metal case NEW	10 W 69
TEL 10WI	DIP-16 package, 4:1 input, regulated, high power density, encapsulated, metal case	10 W 69
THD 10N	DIP-24 package, 2:1 input, regulated, encapsulated, metal case	10 W 70
THD 10WIN	DIP-24 package, 4:1 input, regulated, encapsulated, metal case	10 W 70
THL 10	1" x 1" package, 2:1 input, regulated, cost efficient, encapsulated, metal case	10 W 71
THL 10WI	1" x 1" package, 4:1 input, regulated, cost efficient, encapsulated, metal case	10 W 71
THN 10WIR	1" x 1" package, 4:1 input, regulated, 3000 VDC isolation, encapsulated, metal case NEW	10 W 72
TRI 10	DIP-24 package, 2:1 input, regulated, 1000 VAC working voltage, encapsulated NEW	10 W 72
THR 10WI	2 x 1" package, 4:1 input, regulated, 3000 VAC isolation (reinforced), encapsulated NEW under development	10 W 73
THM 10	DIP-24 package, 2:1 input, regulated, 5000 VAC isolation, 2 x MOPP medical, encapsulated	10 W 73
THM 10WI	DIP-24 package, 4:1 input, regulated, 5000 VAC isolation, 2 x MOPP medical, encapsulated	10 W 74
TMDC 10	3.11" x 1.34", 4:1 input, harsh EMC capabilities, chassis mount NEW	10 W 74
TMDC 10H	3.11" x 1.34", 2:1 input, harsh EMC capabilities, 3000 VAC isolation, chassis mount NEW	10 W 75
TEL 12WI	DIP-16 package, 4:1 input, regulated, high power density, encapsulated, metal case NEW under development	12 W 75
THD 12	DIP-24 package, 2:1 input, regulated, encapsulated, metal case	12 W 76
THD 12WI	DIP-24 package, 4:1 input, regulated, encapsulated, metal case	12 W 76

Index		Page
-------	--	------

THD 15N	DIP-24 package, 2:1 input, regulated, encapsulated, metal case	15 W 77
THD 15WIN	DIP-24 package, 4:1 input, regulated, encapsulated, metal case	15 W 77
TON 15	1.1" x 1" package, 2:1 input, regulated, open frame	15 W 78
TON 15WI	1.1" x 1" package, 4:1 input, regulated, open frame	15 W 78
THN 15N	1" x 1" package, 2:1 input, regulated, encapsulated, metal case	15 W 79
THL 15WI	1" x 1" package, 4:1 input, regulated, cost optimized, encapsulated, metal case NEW	15 W 79
THN 15WI	1" x 1" package, 4:1 input, regulated, encapsulated, metal case NEW models	15 W 80
TRI 15	2" x 1" package, 2:1 input, regulated, 1000 VAC working voltage, encapsulated NEW	15 W 80
THN 15WIR	1" x 1" package, 4:1 input, regulated, 3000 VDC isolation, railway, encapsulated, metal case	15 W 81
THM 15	1.6" x 1" package, 2:1 input, regulated, 5000 VAC isolation, 2 x MOPP medical, encapsulated	15 W 81
THM 15WI	1.6" x 1" package, 4:1 input, regulated, 5000 VAC isolation, 2 x MOPP medical, encapsulated	15 W 82
THN 20	1" x 1" package, 2:1 input, regulated, encapsulated, metal case NEW models	20 W 82
THN 20WI	1" x 1" package, 4:1 input, regulated, encapsulated, metal case NEW models	20 W 83
THL 20WI	1" x 1" package, 4:1 input, regulated, cost optimized, encapsulated, metal case	20 W 83
TEN 20	2" x 1" package, 2:1 input, regulated, encapsulated, metal case	20 W 84
TEN 20WIN	2" x 1" package, 4:1 input, regulated, encapsulated, metal case	20 W 84
TRI 20	2" x 1" package, 2:1 input, regulated, 1000 VAC working voltage, encapsulated NEW	20 W 85
THR 20WI	2" x 1" package, 4:1 input, regulated, 3000 VAC isolation (reinforced), encapsulated NEW under development	20 W 85
THN 20WIR	1" x 1" package, 4:1 input, regulated, 3000 VDC isolation, railway, encapsulated NEW under development	20 W 86
TEN 20WIR	2" x 1" package, 4:1 input, regulated, 2250 VDC isolation, railway, encapsulated	20 W 86
THM 20	1.6" x 1" package, 2:1 input, regulated, 5000 VAC isolation, 2 x MOPP medical, encapsulated	20 W 87
THM 20WI	1.6" x 1" package, 4:1 input, regulated, 5000 VAC isolation, 2 x MOPP medical, encapsulated	20 W 87
TMDC 20	3.78" x 1.81", 4:1 input, harsh EMC capabilities, chassis mount	20 W 88
TMDC 20H	3.78" x 1.81", 2:1 input, harsh EMC capabilities, 3000 VAC isolation, chassis mount NEW	20 W 88
TEQ 20WIR	4" x 2.3" package, 4:1 input, regulated, 2250 VDC isolation, railway, encased, chassis mount	20 W 89
THL 25	1" x 1" package, 2:1 input, regulated, cost optimized, encapsulated, metal case	25 W 89
THL 25WI	1" x 1" package, 4:1 input, regulated, cost optimized, encapsulated, metal case	25 W 90
TEN 30	2" x 1" package, 2:1 input, regulated, encapsulated, metal case	30 W 90
TEN 30WIN	2" x 1" package, 4:1 input, regulated, encapsulated, metal case	30 W 91
THN 30	1" x 1" package, 2:1 input, regulated, encapsulated, metal case NEW models	30 W 91
THN 30WI	1" x 1" package, 4:1 input, regulated, encapsulated, metal case NEW models	30 W 92
THN 30WIR	1" x 1" package, 4:1 input, regulated, 3000 VDC isolation, railway, encapsulated NEW under development	30 W 92
THM 30	2" x 1" package, 2:1 input, regulated, 5000 VAC isolation, 2 x MOPP medical, encapsulated	30 W 93
THM 30WI	2" x 1" package, 4:1 input, regulated, 5000 VAC isolation, 2 x MOPP medical, encapsulated	30 W 93
TEN 40	2" x 2" package, 2:1 input, regulated, encapsulated, metal case	40 W 94
TEN 40WI	2" x 2" package, 4:1 input, regulated, encapsulated, metal case	40 W 94
TEN 40N	2" x 1" package, 2:1 input, regulated, encapsulated, metal case	40 W 95
TEN 40WIN	2" x 1" package, 4:1 input, regulated, encapsulated, metal case	40 W 95
TEN 40E	2" x 1" package, 2:1 input, regulated, cost efficient, encapsulated, metal case NEW	40 W 96
TEN 40WIE	2" x 1" package, 4:1 input, regulated, cost efficient, encapsulated, metal case NEW	40 W 96
THR 40WI	2" x 1" package, 4:1 input, regulated, 3000 VAC isolation (reinforced), encapsulated NEW under development	40 W 97
TEN 40WIR	2" x 1" package, 4:1 input, regulated, 2250 VDC isolation, railway, encapsulated	40 W 97
TEQ 40WIR	4" x 2.3" package, 4:1 input, regulated, 2250 VDC isolation, railway, encased, chassis mount	40 W 98
TMDC 40	4.41" x 2.51", 4:1 input, harsh EMC capabilities, chassis mount	40 W 98
TMDC 40H	4.41" x 2.51", 2:1 input, harsh EMC capabilities, 3000 VAC isolation, chassis mount NEW	40 W 99
TEN 50	2" x 1" package, 2:1 input, regulated, encapsulated, metal case	50 W 99
TEN 50WI	2" x 1" package, 4:1 input, regulated, encapsulated, metal case	50 W 100
TEN 60N	2" x 1" package, 2:1 input, regulated, encapsulated, metal case	60 W 100

Index			Page
TEN 60WIN	2" x 1" package, 4:1 input, regulated, encapsulated, metal case		60 W 101
TEN 60WIR	2" x 1" package, 4:1 input, regulated, 3000 VDC isolation, railway, encapsulated	NEW under development	60 W 101
THM 60WI	2.28" x 1.45" package, 4:1 input, regulated, 5000 VAC isolation, 2 x MOPP medical	NEW under development	60 W 102
TMDC 60	4.41" x 2.67", 4:1 input, harsh EMC capabilities, chassis mount		60 W 102
TMDC 60H	4.41" x 2.67", 2:1 input, harsh EMC capabilities, 3000 VAC isolation, chassis mount	NEW	60 W 103

High Power DC/DC Converters / RIA12 Surge Filters

40–300 Watt

TFI	DIP-24/1.6" x 1" package, RIA 12, NF F01-510 surge filter	NEW	0–300 W 104
TEP 40UIR	1/4-Brick package, 12:1 input, 3000 VAC isolation, railway, PCB mount	NEW under development	40 W 104
TEP 60UIR	1/4-Brick package, 12:1 input, 3000 VAC isolation, railway, PCB mount	NEW under development	60 W 105
TEP 75WI	1/2-Brick package, 4:1 input, 2250 VDC isolation, railway, PCB- chassis mount		75 W 105
TEP 100	1/2-Brick package, 2:1 input, 2250 VDC isolation, PCB- chassis mount		100 W 106
TEP 100UIR	1/4-Brick package, 12:1 input, 3000 VAC isolation, railway, PCB mount	NEW under development	100 W 106
TEP 100WIR	1/2-Brick package, 4:1 input, 2250 VDC isolation, railway, PCB- chassis mount		100 W 107
TEQ 100WIR	3" x 4" x 3.5" package, 4:1 input, 2250 VDC isolation, rugged design, railway, chassis mount		100 W 107
TEP 150WI	3.9" x 2.1" package, 4:1 input, 2250 VDC isolation, rugged design, railway, chassis mount		150 W 108
TEP 160	1/2-Brick package, 2:1 input, 2250 VDC isolation, PCB- chassis mount		160 W 108
TEP 160WIR	1/2-Brick package, 4:1 input, 2250 VDC isolation, railway, PCB- chassis mount		160 W 109
TEQ 160WIR	3" x 4" x 3.5" package, 4:1 input, 2250 VDC isolation, rugged design, railway, chassis mount		160 W 109
TEP 200WIR	1/2-Brick package, 4:1 input, 2250 VDC isolation, railway, PCB- chassis mount		200 W 110
TEQ 200WIR	3" x 4" x 3.5" package, 4:1 input, 2250 VDC isolation, rugged design, railway, chassis mount		200 W 110
TEQ 300WIR	6" x 4" x 1.5" package, 4:1 input, 2250 VDC isolation, rugged design, railway, chassis mount		300 W 111

Industrial DIN-Rail Mount DC/DC Converters

24–60 Watt

TCL-DC	Slim plastic case, 4:1 input, 1500 VDC isolation, DIN-rail mount		24–60 W 112
--------	--	--	-------------

Encapsulated AC/DC Power Modules

2–100 Watt

TMSB 2	1.35" x 1.12" package, constant power function, 4242 VAC isolation, PCB mount		2 W 113
TMPS 03	1" x 1" package, 3000 VAC isolation, household, PCB mount		3 W 113
TMPS 05	1" x 1" package, 3000 VAC isolation, household, PCB mount		5 W 114
TMPW 5	1.46" x 1.08", 90-305 VAC input, 4000 VAC isolation, household, PCB mount	NEW under development	5 W 114
TMPW 5-J	2.17" x 1.08", 90-305 VAC input, 4000 VAC isolation, household, chassis mount	NEW under development	5 W 115
TMPS 10	1.5" x 1" package, 3000 VAC isolation, household, PCB mount		10 W 115
TMPW 10	1.46" x 1.08", 90-305 VAC input, 4000 VAC isolation, household, PCB mount	NEW under development	10 W 116
TMPW 10-J	2.17" x 1.08", 90-305 VAC input, 4000 VAC isolation, household, chassis mount	NEW under development	10 W 116
TMPS 15	2" x 1" package, 3000 VAC isolation, household, PCB mount	NEW under development	15 W 117
TPP 15-J	2.82" x 1.14" package, 4000 VAC isolation, medical/household, 2xMOPP, chassis mount		15 W 117
TPP 15-D	1.65" x 1.14" package, 4000 VAC isolation, medical/household, 2xMOPP, PCB mount		15 W 118
TIW	2.2" x 2.2" package, 4000 VAC isolation, household, flush box mounting (IP67)		4–24 W 118
TMPW 25	2.07" x 1.08", 90-305 VAC input, 4000 VAC isolation, household, PCB mount	NEW under development	25 W 119
TMPW 25-J	3.48" x 1.08", 90-305 VAC input, 4000 VAC isolation, household, chassis mount	NEW under development	25 W 119
TMF	4000 VAC isolation, medical 2xMOPP, PCB mount		5–30 W 120
TPP 30-J	3.95" x 1.50" package, 4000 VAC isolation, medical/household, 2xMOPP chassis mount		30 W 120
TPP 30-D	2.89" x 1.50" package, 4000 VAC isolation, medical/household, 2xMOPP, PCB mount		30 W 121
TMW	2.09" x 2.0", 4000 VAC isolation, household/medical, 2xMOPP, flush box mount (IP68)	NEW under development	24–36 W 121
TMG	Compact design, 3000 VAC isolation, PCB mount		7–50 W 122

Index			Page
TMPW 50	2.92" x 1.85", 90-305 VAC input, 4000 VAC isolation, household, PCB mount	NEW under development	50 W 122
TMPW 50-J	3.81" x 1.85", 90-305 VAC input, 4000 VAC isolation, household, PCB mount	NEW under development	50 W 123
TMP / TMP-C	PCB or Chassis mount packages, 3000 VAC isolation		7–60 W 123
TML / TML-C	PCB or Chassis mount packages, 3000 VAC isolation,		20–40 W 124
TMM / TMM-C	Low profile case, 3000 VAC isolation, PCB or chassis mount versions		24–60 W 124
TML 100C	5.5" x 2.36" package, 3000 VAC isolation, active PFC, chassis mount		100 W 125

Metal Enclosure and Open Frame Power Supplies

15–1000 Watt

TPP 15A-J	2.6" x 1.0" package, 4000 VAC isolation, medical/household, 2xMOPP, chassis mount		15 W 126
TPP 15A-D	1.5" x 1.0" package, 4000 VAC isolation, medical/household, 2xMOPP, PCB mount		15 W 126
TXM	Metal case, 3000 VAC isolation, cost efficient, without fan, encased, chassis mount		15–200 W 127
TXL	Metal case, 3000 VAC isolation, high power, encased, chassis mount		15–1000 W 127
TPI 30A-J	3.34" x 1.36" package, 3000 VAC isolation, cost efficient, chassis mount	NEW under development	30 W 128
TPP 30A-J	3.34" x 1.36" package, 4000 VAC isolation, medical/household, 2xMOPP, chassis mount		30 W 128
TPP 30A-D	2.74" x 1.1" package, 4000 VAC isolation, medical/household, 2xMOPP, PCB mount		30 W 129
TPP 40A	3" x 2" package, 4000 VAC isolation, medical, 2xMOPP, open frame, chassis mount		40 W 129
TPP 40	3.53" x 2.38" package, 4000 VAC isolation, medical, 2xMOPP, enclosed, chassis mount		40 W 130
TXH 060	3.1" x 2" package, 3000 VAC isolation, cost efficient, enclosed, chassis mount		60 W 130
TPI 65A-J	3" x 2" package, 3000 VAC isolation, cost efficient, open frame, chassis mount	NEW under development	65 W 131
TPP 65A	3" x 2" package, 4000 VAC isolation, medical 2xMOPP, open frame, chassis mount		65 W 131
TPP 65	3.53" x 2.38" package, 4000 VAC isolation, medical 2xMOPP, encased, chassis mount		65 W 132
TOP 100	4" x 2" package, 3000 VAC isolation, open frame, chassis mount		100 W 132
TOP 100C	4.1" x 2.4" package, 3000 VAC isolation, encased, chassis mount		100 W 133
TPI 100A	3" x 2" package, 3000 VAC isolation, open frame, chassis mount		100 W 133
TPP 100A-J	3" x 2" package, 4000 VAC isolation, medical 2xMOPP, open frame, chassis mount		100 W 134
TPP 100	3.6" x 2.44" package, 4000 VAC isolation, medical 2xMOPP, encased, chassis mount		100 W 134
TPI 150A	4" x 2" package, 3000 VAC isolation, open frame, chassis mount		150 W 135
TPP 150A-J	4" x 2" package, 4000 VAC isolation, medical 2xMOPP, open frame, chassis mount		150 W 135
TPP 150	4.6" x 2.44" package, 4000 VAC isolation, medical 2xMOPP, encased, chassis mount		150 W 136
TPP 180A	3" x 2" package, 4000 VAC isolation, medical 2xMOPP, open frame, chassis mount	NEW under development	180 W 136
TXH	Metal case, 3000 VAC isolation, compact design, encased, chassis mount		120–480 W 137
TOP 200	5" x 3" package, 3000 VAC isolation, open frame, chassis mount		200 W 137
TOP 200C	5" x 3" package, 3000 VAC isolation, encased, chassis mount		200 W 138
TPP 300A	4" x 2" package, 4000 VAC isolation, medical 2xMOPP, open frame, chassis mount	NEW under development	300 W 138
TPP 450A	5" x 3" package, 4000 VAC isolation, medical 2xMOPP, open frame, chassis mount		450 W 139
TPP 450	5.8" x 3" package, 4000 VAC isolation, medical 2xMOPP, standby power, encased, chassis mount		450 W 139
TXH 600	8.7" x 4.1" package, 3000 VAC isolation, active PFC, standby power output, chassis mount		600 W 140

Outdoor Power Supply

120 Watt

TEX 120	6.9" x 3.7" package, 3000 VAC isolation, IP67 enclosure, dust- water- and oil proof		120 W 141
---------	---	--	-----------

DIN-Rail Power Supplies

15–600 Watt

TBL	Low profile case (55mm depth), 85-264 VAC input, UL 1310, UL 508		15–150 W 142
TBLC	Low profile case (55mm depth), 85-264 VAC input, high efficiency, EN 60355-1, UL 1310, UL 508		6–90 W 142
TCL	Slim profile case, 85-264 VAC input, UL 508		24–240 W 143
TPC	Slim profile case, 85-264 VAC input, robust design, ErP ready, UL 508		30–120 W 143

Index			Page
TIB	Rugged metal case, 85-264 VAC input, cost efficient, UL 508	NEW models	80–480 W 144
TIB-EX	Rugged metal case, 85-264 VAC input, ATEX & UL HazLoc approvals, UL 508	NEW	80–480 W 144
TSPC	Slim metal case, 85-264 VAC input, UL 508		50–480 W 145
TSP	Rugged meal case, 85-264 VAC input, for harsh environments, UPS module options		72–600 W 145
TSP-WR	Rugged metal case, wide range 100/230-500 VAC input, UL 508		180–600 W 146
TIS	Low profile metal case, 85-264 VAC input, optional built in function modules		50–600 W 146

UPS Systems and Function Modules (DIN-Rail and Industrial Cabinets)

UPS System

TSPC 240UPS	Compact universal power supply for uninterruptable 24 VDC output voltage		240 W 147
-------------	--	--	-----------

Battery Controller Modules

TSP-BCMU360	Universal battery controller module for uninterruptable 24 VDC and 48 VDC bus voltage		360 W 147
TSP-BCM	Battery controller modules compatible with the TSP series		72–600 W 148

Buffer Modul

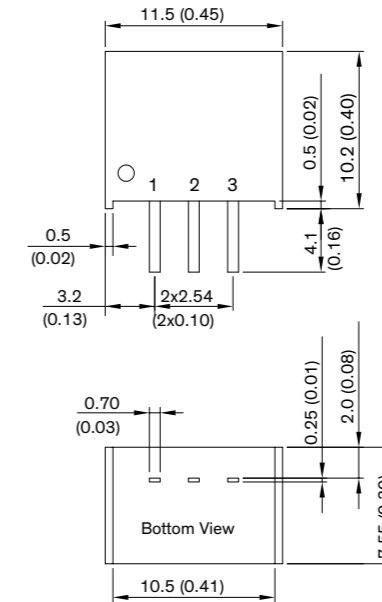
TSP-BFM	Buffery modul to increase hold-up time compatible with the TSP series		600 W 148
---------	---	--	-----------

Decoupling, Redundancy and Current Share Modules

TSPC-DCM	Decoupling module for redundant operation compatible with the TSPC series		600 W 149
TCL-REM	Redundancy module compatible with the TCL series		480 W 149
TPC-REM	Redundancy module compatible with the TPC series		240 W 150
TSP-REM	Redundancy module compatible with the TSP series		360–600 W 150

TSR 0.5

0.5 Amp



- Compact SIP package
- Very high efficiency up to 97%
- Excellent line/load regulation
- Low standby current
- Operating temperature range –40 to 90°C
- Over-temperature protection
- Short circuit protection
- 3-year product warranty

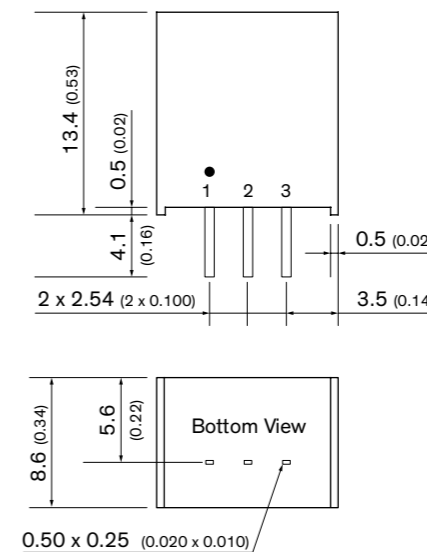
Pinout	
Pin	Function
1	+Vin
2	GND
3	+Vout

Model	Input Voltage Range	Output Vnom	I _{max}	Efficiency
TSR 0.5-2415	4.75 - 32 VDC	1.5 VDC	500 mA	73 %
TSR 0.5-2418		1.8 VDC		82 %
TSR 0.5-2425		2.5 VDC		87 %
TSR 0.5-2433	6.5 - 32 VDC	3.3 VDC	500 mA	91 %
TSR 0.5-2450		5 VDC		94 %
TSR 0.5-2465	8 - 32 VDC	6.5 VDC	500 mA	95 %
TSR 0.5-2490	11 - 32 VDC	9 VDC		96 %
TSR 0.5-24120	15 - 32 VDC	12 VDC		97 %
TSR 0.5-24150	18 - 32 VDC	15 VDC	97 %	

TSR 0.6WI

NEW!

0.6 Amp



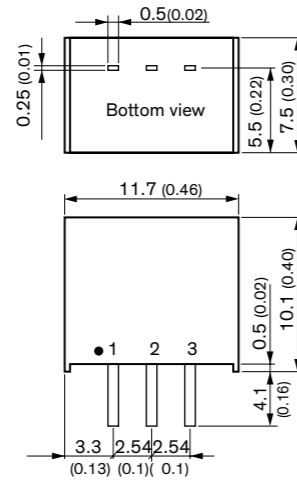
- Ultra wide 8:1 input voltage range: 9–72 VDC
- Covers a majority of standard bus- and battery voltages
- Up to 94% efficiency – No heatsink required
- Pin compatible with LMxx linear regulators (SIP-3)
- Operating temperature range –40 to +85°C
- Low standby current
- Excellent line/load regulation
- Protection against short circuit, overvoltage and overtemperature
- 3-year product warranty

Pinout	
Pin	Function
1	+Vin
2	GND
3	+Vout

Model	Input Voltage Range	Output Vnom	I _{max}	Efficiency
TSR 0.6-4833WI	9 - 72 VDC	3.3 VDC	600 mA	85 %
TSR 0.6-4850WI		5 VDC		89 %
TSR 0.6-4865WI		6.5 VDC		91 %
TSR 0.6-4890WI	14 - 72 VDC	9 VDC	600 mA	92 %
TSR 0.6-48120WI		12 VDC		93 %
TSR 0.6-48150WI	20 - 72 VDC	15 VDC	400 mA	94 %
TSR 0.6-48240WI	33 - 72 VDC	24 VDC		94 %

TSR 1

1 Amp



- Up to 96% efficiency – No heat-sink required
- Pin compatible with LMxx linear regulators
- SIP-package fits existing TO-220 footprint
- Built in filter capacitors
- Operation temp. range -40°C to +85°C
- Short circuit protection
- Wide input operating range
- Excellent line / load regulation
- Low standby current
- 3-year product warranty

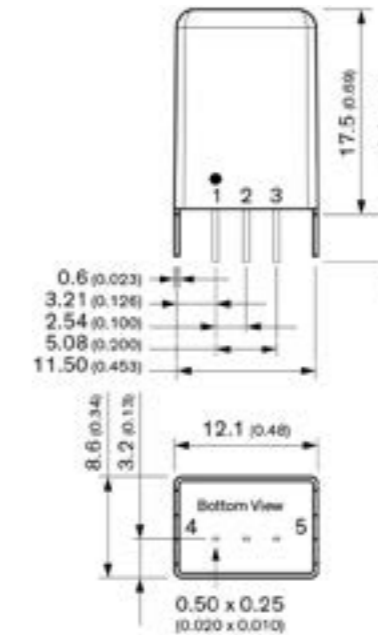
Pinout	
Pin	Function
1	+Vin
2	GND
3	+Vout

Model	Input Voltage Range	Output Vnom	Output I _{max}	Efficiency
TSR 1-2412	4.6 - 36 VDC	1.2 VDC	1000 mA	74 %
TSR 1-2415		1.5 VDC		78 %
TSR 1-2418		1.8 VDC		82 %
TSR 1-2425	4.75 - 36 VDC	2.5 VDC	1000 mA	87 %
TSR 1-2433		3.3 VDC		91 %
TSR 1-2450		5 VDC		94 %
TSR 1-2465	9 - 36 VDC	6.5 VDC	1000 mA	93 %
TSR 1-2490	12 - 36 VDC	9 VDC		95 %
TSR 1-24120	15 - 36 VDC	12 VDC		95 %
TSR 1-24150	18 - 36 VDC	15 VDC	1000 mA	96 %
				96 %

TSR 1WI

NEW!

1 Amp



- Ultra wide 8:1 input voltage range: 9-72 VDC
- Covers a majority of standard bus- and battery voltages
- Up to 93% efficiency - No heatsink required
- Pin compatible with LMxx linear regulators (SIP-3)
- Operating temperature range -40 to +80°C
- Low standby current
- Excellent line/load regulation
- Protection against short circuit, overvoltage and overtemperature
- 3-year product warranty

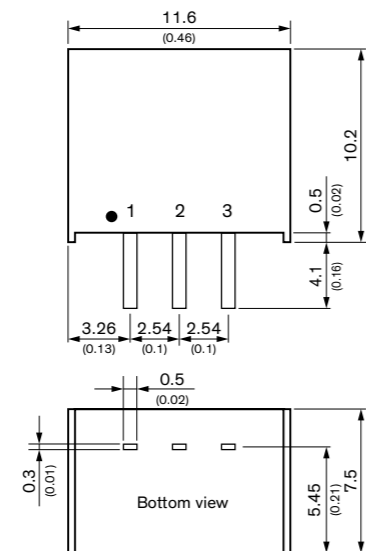
Pinout	
Pin	Function
1	+Vin
2	GND
3	+Vout
4	Case pin
5	Case pin

Model	Input Voltage Range	Output Vnom	Output I _{max}	Efficiency
TSR 1-4833WI	9 - 72 VDC	3.3 VDC	1000 mA	83 %
TSR 1-4850WI		5 VDC		87 %
TSR 1-4865WI		6.5 VDC		88 %
TSR 1-4890WI	14 - 72 VDC	9 VDC	1000 mA	90 %
TSR 1-48120WI		12 VDC		93 %
TSR 1-48150WI		15 VDC		93 %
TSR 1-48240WI	33 - 72 VDC	24 VDC	700 mA	92 %

TSR 1E

NEW - under development

1 Amp



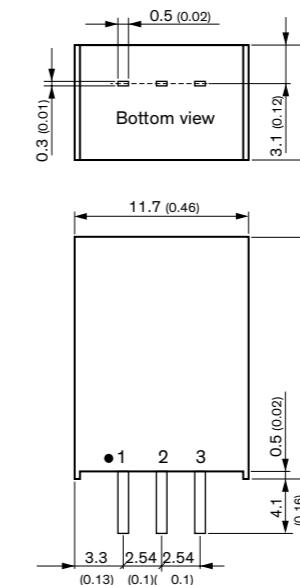
- Up to 92% efficiency – No heat-sink required
- Pin compatible with LMxx linear regulators
- Cost efficient design
- Built in filter capacitors
- Operation temp. range -40°C to +85°C
- Short circuit protection
- Wide input operating range
- Excellent line / load regulation
- Low standby current
- 3-year product warranty

Pinout	
Pin	Function
1	+ Vin
2	GND
3	+ Vout

Model	Input Voltage Range	Output Voltage	Output Current max.	Efficiency
TSR 1-2433E	6-36 VDC	3.3 VDC	1000 mA	88 %
TSR 1-2450E	7-36 VDC	5 VDC	1000 mA	92 %

TSN 1

1 Amp



- Non-isolated converter for negative output
- Small size and low profile
- Pin compatible with LM79xx linear regulators
- No heatsink required
- High efficiency up to 96%
- Operation temp. range -40°C to +85°C
- Protection against overload, short circuit and over-temperature
- Fixed switching frequency
- Wide input range up to -32 VDC
- Excellent line / load regulation
- Low standby current
- 3-year product warranty

Pinout	
Pin	Single
1	GND
2	-Vin
3	-Vout

Model	Input Voltage Range	Output Vnom	Output I _{max}	Efficiency
TSN 1-2450	-7.0 - -32 VDC	-5.0 VDC	-1.0 A	91.5 %
TSN 1-2452	-7.0 - -32 VDC	-5.2 VDC		92.0 %
TSN 1-2460	-8.0 - -32 VDC	-6.0 VDC		92.5 %
TSN 1-2480	-10.5 - -32 VDC	-8.0 VDC	-1.0 A	94.0 %
TSN 1-2490	-11.5 - -32 VDC	-9.0 VDC		94.5 %
TSN 1-24120	-15 - -32 VDC	-12.0 VDC		96.0 %
TSN 1-24150	-18 - -32 VDC	-15.0 VDC	-1.0 A	96.0 %
				96.0 %

TSRN 1

1 Amp



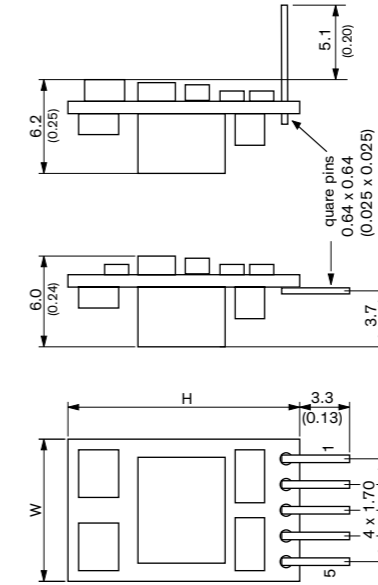
Pinout	
Pin	Function
1	+Vin
2	GND
3	+Vout

- SIP-package fits existing TO-220 footprint
- Suitable for positive & negative output circuit
- Pin compatible with LMxx linear regulators
- Built in filter capacitors
- Operation temp. range -40°C to +85°C
- No heat-sink required
- Over-temperature & short circuit protection
- Wide input range up to 42 VDC
- Excellent line/load regulation
- 3-year product warranty

Model	Input Voltage Range	Output Vnom	Imax	Efficiency
TSRN 1-2415	4.6 - 42 VDC	1.5 VDC	1000 mA	77 %
TSRN 1-2418		1.8 VDC		81 %
TSRN 1-2425		2.5 VDC		84 %
TSRN 1-2433		3.3 VDC		88 %
TSRN 1-2450	6.5 - 42 VDC	5 VDC	1000 mA	92 %
TSRN 1-2465		6.5 VDC		93 %
TSRN 1-2490	10.5 - 42 VDC	9 VDC	1000 mA	95 %
TSRN 1-24120	13.5 - 42 VDC	12 VDC		95 %
TSRN 1-24150	16.5 - 42 VDC	15 VDC		95 %

TSR 3

3 Amp



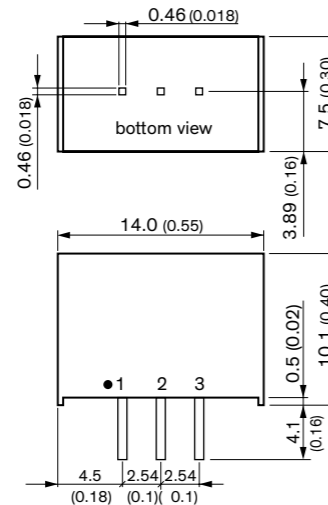
Pinout		
Pin	positive	negative
1	Remote On/Off	
2	+Vin (Vcc)	
3	GND	-Vout
4	+Vout	GND
5	Trim	

- High performance 3 Amp. switching regulator
- Suitable for positive & negative output circuit
- High efficiency up to 95 %
- Adjustable output voltages
- Wide input voltage ranges 2.5–5.5, 4.5–14 and 10–30 VDC
- Short circuit protection
- Remote On/Off input
- Low output ripple & noise
- 3-year product warranty

Model	Input Voltage Range	Output Vnom	Imax	Efficiency
TSR 3-0533	2.5 - 5.5 VDC	0.6 VDC	3000 mA	95 %
TSR 3-1250	4.5 - 14 VDC			93 %
TSR 3-2450	10 - 30 VDC	3 VDC	3000 mA	91 %
TSR 3-24150		5 VDC		95 %

TSR 2

2 Amp



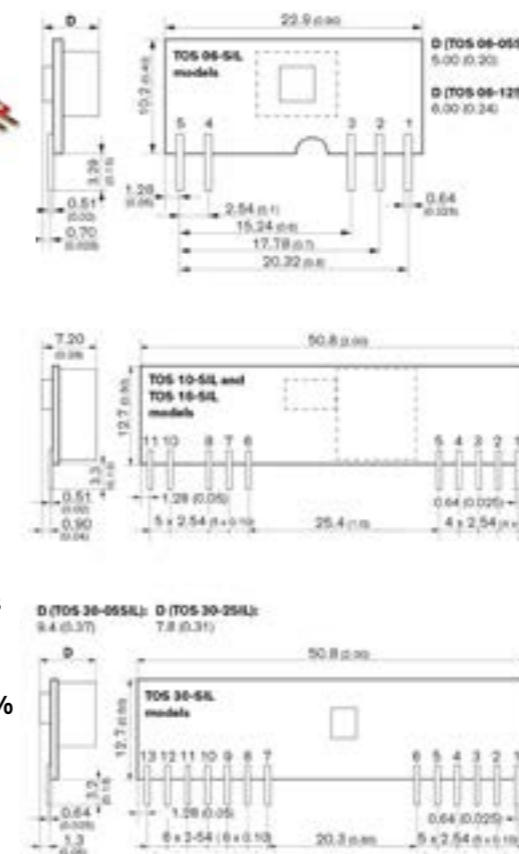
Pinout	
Pin	Function
1	+Vin
2	GND
3	+Vout

- Ultra compact SIP package 0.55 x 0.30 x 0.40 inch
- Up to 96% efficiency – No heat-sink required
- Pin compatible with LMxx linear regulators
- Built in filter capacitors
- Operating temperature range -40°C to +85°C
- Excellent line / load regulation
- Short circuit protection
- 3-year product warranty

Model	Input Voltage Range	Output Vnom	Imax	Efficiency
TSR 2-0512	3 - 5.5 VDC	1.2 VDC	2000 mA	90 %
TSR 2-0515		1.5 VDC		91 %
TSR 2-0518		1.8 VDC		92 %
TSR 2-0525	3.8 - 5.5 VDC	2.5 VDC	2000 mA	95 %
TSR 2-2412	4.6 - 36 VDC	1.2 VDC		84 %
TSR 2-2415		1.5 VDC		86 %
TSR 2-2418		1.8 VDC	87 %	
TSR 2-2425		2.5 VDC	89 %	
TSR 2-2433	4.75 - 36 VDC	3.3 VDC	2000 mA	91 %
TSR 2-2450		5 VDC		94 %
TSR 2-2465	9 - 36 VDC	6.5 VDC	2000 mA	94 %
TSR 2-2490	12 - 36 VDC	9 VDC		95 %
TSR 2-24120	15 - 36 VDC	12 VDC		95 %
TSR 2-24150	18 - 36 VDC	15 VDC	96 %	

TOS

6–30 Amp



- Small size, low profile
- SIP version
- Cost-efficient open frame design
- Wide input voltage ranges
- Output voltages trim from 0.75 to 5.5 VDC
- Ultra high efficiency to 95 %
- Fast transient response
- Remote On/Off control
- Wide temperature range -40°C to +85°C

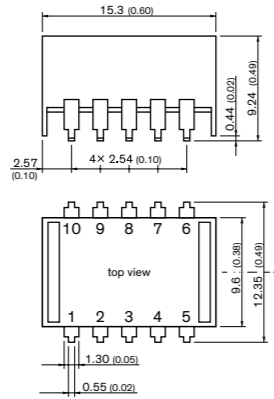
Model	Input Voltage Range (VDC)	Output Voltage nom.	Output Current max.	Efficiency
TOS 06-05SIL	2.4–5.5 (5 nom.)	0.75 VDC	6000 mA	94 %
TOS 06-12SIL	8.3–14 (12 nom.)	0.75 VDC	6000 mA	89 %
TOS 10-05SIL	2.4–5.5 (5 nom.)	0.75 VDC	10000 mA	95 %
TOS 10-12SIL	8.3–14 (12 nom.)	0.75 VDC	10000 mA	93 %
TOS 16-05SIL	2.4–5.5 (5 nom.)	0.75 VDC	16000 mA	95 %
TOS 16-12SIL	8.3–14 (12 nom.)	0.75 VDC	16000 mA	92 %
TOS 30-05SIL	4.5–5.5 (5 nom.)	0.8 VDC	30000 mA	93 %
TOS 30-12SIL	6–14 (12 nom.)	0.8 VDC	30000 mA	92 %

Note (TOS 30) - 12 Vin model: 25 A output voltage higher than 2.75 VDC

Pinout				
Pin	TOS 06-SIL	TOS 10-SIL	TOS 16-SIL	TOS 30-SIL
1	+Vout	+Vout	+Vout	+Vout
2	Trim	+Vout	+Vout	+Vout
3	GND	+Sense	+Sense	+Sense
4	+Vin	+Vout	+Vout	+Vout
5	Remote On/Off	GND	GND	GND
6	-	GND	GND	GND
7	-	+Vin	+Vin	Share (option)
8	-	+Vin	+Vin	GND
9	-	Trim	Trim	+Vin
10	-	Remote On/Off	Remote On/Off	+Vin
11	-	-	-	SEQ
12	-	-	-	Trim
13	-	-	-	Remote On/Off

TSR 0.5SM

0.5 Amp



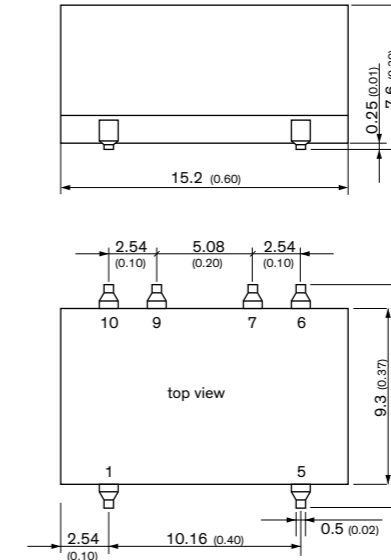
- Compact SMD package
- Very high efficiency up to 97%
- Excellent line / load regulation
- Low standby current
- Operating temperature range -40 to 90°C
- Over-temperature and short circuit protection
- Remote On/Off input
- Adjustable output voltage
- Moisture sensitivity level 2 as per IPC J-STD-033C
- 3-year product warranty

Pinout	
Pin	Function
1	+Vin
2	+Vin
3	GND
4	+Vout
5	+Vout
6	Trim
7	GND
8	GND
9	GND
10	Remote On/Off

Model	Input Voltage Range	Output Vnom	Imax	Efficiency
TSR 0.5-2415SM	4.75 - 32 VDC	1.5 VDC	500 mA	73 %
TSR 0.5-2418SM		1.8 VDC		82 %
TSR 0.5-2425SM		2.5 VDC		87 %
TSR 0.5-2433SM		3.3 VDC		91 %
TSR 0.5-2450SM		5 VDC		94 %
TSR 0.5-2465SM	6.5 - 32 VDC	6.5 VDC	1000 mA	95 %
TSR 0.5-2490SM		9 VDC		96 %
TSR 0.5-24120SM		12 VDC		97 %
TSR 0.5-24150SM		15 VDC		97 %
TSR 0.5-24150SM		18 - 32 VDC		15 VDC

TSRN 1SM

1 Amp




- Compact SMD package
- Suitable for positive & negative output circuit
- Adjustable output voltage
- Wide input up to 42 VDC
- Remote On/Off input
- Built in filter capacitors
- Operation temp. range -40°C to +85°C
- Excellent line/load regulation
- Low standby current
- 3-year product warranty

Pinout	
Pin	Function
1	+Vin
5	+Vout
6	Trim
7	GND
9	GND
10	Remote On/Off

Model	Input Voltage Range	Output Vnom	Imax	Efficiency
TSRN 1-0525SM	3 - 5.5 VDC	2.5 VDC	1000 mA	96 %
TSRN 1-2433SM	4.6 - 42 VDC	3.3 VDC		88 %
TSRN 1-2450SM	6.5 - 42 VDC	5 VDC		92 %
TSRN 1-2490SM	10.5 - 42 VDC	9 VDC		95 %
TSRN 1-2490SM	13.5 - 42 VDC	12 VDC		95 %
TSRN 1-24150SM	16.5 - 42 VDC	15 VDC		96 %

TSR 1SM

1 Amp




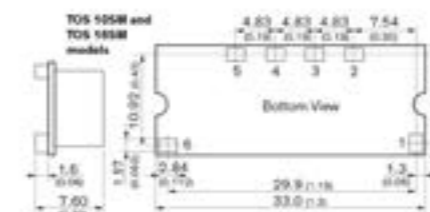
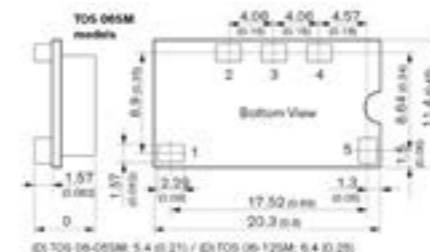
- SMD-package
- Up to 96% efficiency
- No thermal layer required
- Built in filter capacitors
- Operation temp. range -40°C to +85°C
- Short circuit protection
- Wide input operating range
- Excellent line / load regulation
- Low standby current
- 3-year product warranty

Pinout	
Pin	Function
1	+Vin
5	+Vout
6	Trim
7	GND
9	GND
10	Remote On/Off

Model	Input Voltage Range	Output Vnom	Imax	Efficiency
TSR 1-0512SM	3 - 5.5 VDC	1.2 VDC	1000 mA	91 %
TSR 1-0515SM		1.5 VDC		92 %
TSR 1-0518SM		1.8 VDC		93 %
TSR 1-0525SM	3.8 - 5.5 VDC	2.5 VDC		95 %
TSR 1-2412SM	4.6 - 36 VDC	1.2 VDC		74 %
TSR 1-2415SM		1.5 VDC		79 %
TSR 1-2418SM		1.8 VDC		82 %
TSR 1-2425SM		2.5 VDC		87 %
TSR 1-2433SM		3.3 VDC		91 %
TSR 1-2450SM	6.5 - 36 VDC	5 VDC		1000 mA
TSR 1-2465SM		6.5 VDC	94 %	
TSR 1-2490SM		9 VDC	95 %	
TSR 1-24120SM		12 VDC	95 %	
TSR 1-24150SM		15 VDC	96 %	
TSR 1-24150SM	18 - 36 VDC	15 VDC	96 %	

TOS

6-30 Amp



- Small size, low profile
- SMT package
- Cost-efficient open frame design
- Wide input voltage ranges
- Output voltages trim from 0.75 to 5.0 VDC
- Ultra high efficiency to 95 %
- Fast transient response
- Remote On/Off control
- Wide temperature range -40°C to +85°C

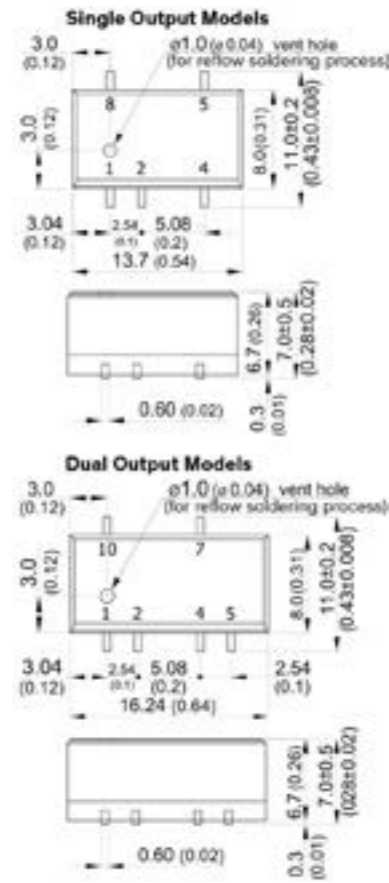
Model	Input Voltage Range (VDC)	Output Voltage nom.	Output Current max.	Efficiency
TOS 06-05SM	2.4-5.5 (5 nom.)	0.75 VDC	6000 mA	94 %
TOS 06-12SM	8.3-14 (12 nom.)	0.75 VDC	6000 mA	89 %
TOS 10-05SM	2.4-5.5 (5 nom.)	0.75 VDC	10000 mA	95 %
TOS 10-12SM	8.3-14 (12 nom.)	0.75 VDC	10000 mA	93 %
TOS 16-05SM	2.4-5.5 (5 nom.)	0.75 VDC	16000 mA	95 %
TOS 16-12SM	8.3-14 (12 nom.)	0.75 VDC	16000 mA	92 %
TOS 30-05SM	4.5-5.5 (5 nom.)	0.8 VDC	30000 mA	93 %
TOS 30-12SM	6-14 (12 nom.)	0.8 VDC	30000 mA	92 %

Note (TOS 30) - 12 Vin model: 25 A output voltage higher than 2.75 VDC

Pinout				
Pin	TOS 06-SIL	TOS 10-SIL	TOS 16-SIL	TOS 30-SIL
1	+Vout	Remote On/Off	Remote On/Off	Remote On/Off
2	GND	+Sense	+Sense	GND (option)
3	Trim	Trim	Trim	Share (option)
4	+Vin	+Vout	+Vout	+Sense
5	Remote On/Off	GND	GND	Trim
6	-	+Vin	+Vin	+Vout
7	-	-	-	GND
8	-	-	-	SEQ
9	-	-	-	GND (option)
10	-	-	-	+Vin

TES 1

1 Watt



- Small SMD package with standard footprint
- I/O isolation 1500 VDC
- Unregulated device
- Single and dual output models
- Input voltage 5, 12 and 24 VDC
- High efficiency up to 80%
- Operating temperature range -40°C to +90°C
- High accuracy of pin co-planarity
- Qualified for leadfree reflow solder process according IPC/JEDEC J-STD-020C
- Available in tape and reel package
- 3-year product warranty

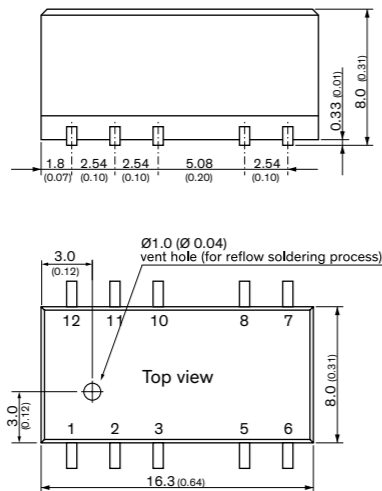
Model	Input Voltage Range	Output Vnom	Imax	Efficiency
TES 1-0510	5 VDC ±10% (nominal 5 VDC)	3.3 VDC	300 mA	73 %
TES 1-0511		5 VDC	200 mA	78 %
TES 1-0519		9 VDC	110 mA	78 %
TES 1-0512		12 VDC	85 mA	78 %
TES 1-0513		15 VDC	65 mA	79 %
TES 1-0521		±5 VDC	±100 mA	74 %
TES 1-0522	12 VDC ±10% (nominal 12 VDC)	±12 VDC	±40 mA	78 %
TES 1-0523		±15 VDC	±35 mA	78 %
TES 1-1211		5 VDC	200 mA	76 %
TES 1-1219		9 VDC	110 mA	78 %
TES 1-1212		12 VDC	85 mA	79 %
TES 1-1213		15 VDC	65 mA	80 %
TES 1-1221	24 VDC ±10% (nominal 24 VDC)	±5 VDC	±100 mA	74 %
TES 1-1222		±12 VDC	±40 mA	78 %
TES 1-1223		±15 VDC	±35 mA	79 %
TES 1-2411		5 VDC	200 mA	78 %
TES 1-2419		9 VDC	110 mA	77 %
TES 1-2412		12 VDC	85 mA	77 %
TES 1-2413	15 VDC	65 mA	79 %	
TES 1-2421	36-75 VDC (48 VDC nominal)	±5 VDC	±100 mA	73 %
TES 1-2422		±12 VDC	±40 mA	78 %
TES 1-2423		±15 VDC	±35 mA	78 %

Pinout			
Pin	Single	Pin	Dual
1	-Vin (GND)	1	-Vin (GND)
2	+Vin (Vcc)	2	+Vin (Vcc)
4	-Vout	4	Common
5	+Vout	5	-Vout
8	*NC	7	+Vout
-		10	*NC

* Pin to be isolated from circuitry

TES 1V

1 Watt



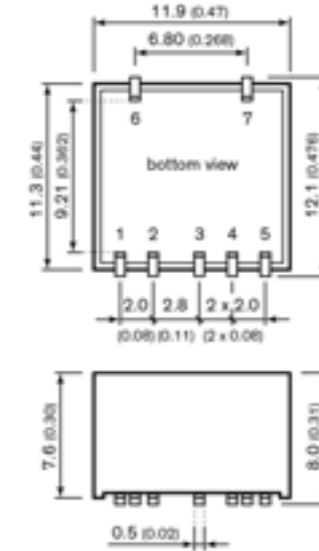
- Small SMD package with standard footprint
- I/O isolation voltage 3000 VDC
- Unregulated device
- Single- and dual output models
- High efficiency up to 80%
- Operating temperature range -40°C to +85°C
- High accuracy of pin co-planarity
- Qualified for leadfree reflow solder process according IPC/JEDEC J-STD-020D
- Available in tape and reel package
- 3-year product warranty

Model	Input Voltage Range	Output Vnom	Imax	Efficiency
TES 1-0510V	5 VDC ±10% (nominal 5 VDC)	3.3 VDC	260 mA	72 %
TES 1-0511V		5.0 VDC	200 mA	75 %
TES 1-0512V		12 VDC	84 mA	79 %
TES 1-0513V		15 VDC	67 mA	80 %
TES 1-0521V		±5 VDC	±100 mA	75 %
TES 1-0522V		±12 VDC	±42 mA	79 %
TES 1-0523V	12 VDC ±10% (nominal 12 VDC)	±15 VDC	±34 mA	80 %
TES 1-1210V		3.3 VDC	260 mA	73 %
TES 1-1211V		5.0 VDC	200 mA	76 %
TES 1-1212V		12 VDC	84 mA	80 %
TES 1-1213V		15 VDC	67 mA	81 %
TES 1-1221V		±5 VDC	±100 mA	76 %
TES 1-1222V	24 VDC ±10% (nominal 24 VDC)	±12 VDC	±42 mA	80 %
TES 1-1223V		±15 VDC	±34 mA	80 %
TES 1-2410V		3.3 VDC	260 mA	70 %
TES 1-2411V		5.0 VDC	200 mA	73 %
TES 1-2412V		12 VDC	84 mA	79 %
TES 1-2413V		15 VDC	67 mA	79 %
TES 1-2421V	36-75 VDC (48 VDC nominal)	±5 VDC	±100 mA	73 %
TES 1-2422V		±12 VDC	±42 mA	79 %
TES 1-2423V		±15 VDC	±34 mA	79 %

Pinout		
Pin	Single	Dual
1	-Vin (GND)	-Vin (GND)
2	+Vin	+Vin
3	No con.	No con.
5	-Vout	Common
6	No con.	-Vout
7	No con.	No con.
8	+Vout	+Vout
10	No con.	No con.
11	No con.	No con.
12	No con.	No con.

TRN 1SM

1 Watt



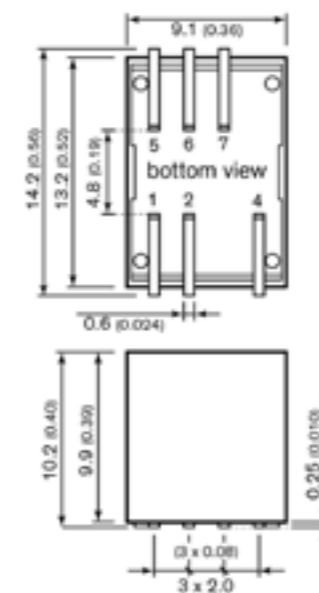
- Compact SMD package 11,9 x 11,3 x 8,0 mm
- Fully regulated outputs
- Input Voltage range 4.5-13.2, 9-18, 18-36, 36-75 VDC
- I/O-isolation 1600 VDC
- Operating temperature range -40°C to +90°C without derating
- Short circuit protection
- 3-year product warranty
- Designed to meet UL 62368-1 (UL 60950-1)

Pinout		
Pin	Single	Dual
1	-Vin (GND)	-Vin (GND)
2	+Vin (Vcc)	+Vin (Vcc)
3	+Vout	+Vout
4	no pin	common
5	-Vout	-Vout
6	NC	NC
7	NC	NC

Model	Input Voltage Range	Output Vnom	Imax	Efficiency
TRN 1-0510SM	4.5 - 13.2 VDC (9 VDC nominal)	3.3 VDC	300 mA	77 %
TRN 1-0511SM		5.0 VDC	200 mA	79 %
TRN 1-0512SM		12 VDC	90 mA	81 %
TRN 1-0513SM		15 VDC	70 mA	82 %
TRN 1-0515SM		24 VDC	45 mA	83 %
TRN 1-0521SM		±5.0 VDC	±100 mA	79 %
TRN 1-0522SM	9 - 18 VDC (12 VDC nominal)	±12 VDC	±45 mA	83 %
TRN 1-0523SM		±15 VDC	±35 mA	80 %
TRN 1-1210SM		3.3 VDC	300 mA	77 %
TRN 1-1211SM		5.0 VDC	200 mA	80 %
TRN 1-1212SM		12 VDC	90 mA	81 %
TRN 1-1213SM		15 VDC	70 mA	83 %
TRN 1-1215SM	18 - 36 VDC (24 VDC nominal)	24 VDC	45 mA	83 %
TRN 1-1221SM		±5.0 VDC	±100 mA	79 %
TRN 1-1222SM		±12 VDC	±45 mA	83 %
TRN 1-1223SM		±15 VDC	±35 mA	80 %
TRN 1-2410SM		3.3 VDC	300 mA	77 %
TRN 1-2411SM		5.0 VDC	200 mA	81 %
TRN 1-2412SM	36 - 75 VDC (48 VDC nominal)	12 VDC	90 mA	82 %
TRN 1-2413SM		15 VDC	70 mA	83 %
TRN 1-2415SM		24 VDC	45 mA	82 %
TRN 1-2421SM		±5.0 VDC	±100 mA	79 %
TRN 1-2422SM		±12 VDC	±45 mA	82 %
TRN 1-2423SM		±15 VDC	±35 mA	80 %
TRN 1-4810SM	36 - 75 VDC (48 VDC nominal)	3.3 VDC	300 mA	77 %
TRN 1-4811SM		5.0 VDC	200 mA	78 %
TRN 1-4812SM		12 VDC	90 mA	80 %
TRN 1-4813SM		15 VDC	70 mA	81 %
TRN 1-4815SM		24 VDC	45 mA	81 %
TRN 1-4821SM		±5.0 VDC	±100 mA	78 %
TRN 1-4822SM	36 - 75 VDC (48 VDC nominal)	±12 VDC	±45 mA	81 %
TRN 1-4823SM		±15 VDC	±35 mA	79 %

TDN 1WISM

1 Watt



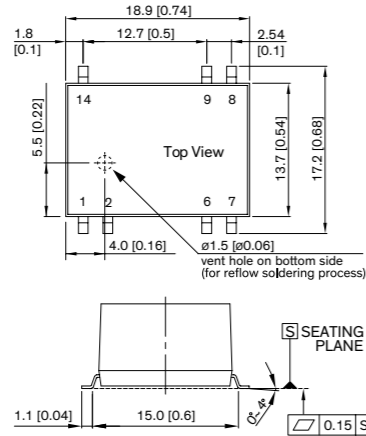
- Compact SMD package 13,2 x 9,1 x 10,2 mm
- Fully regulated outputs
- I/O-isolation 1600 VDC
- Operating temperature range -40°C to +90°C without derating
- Short circuit protection
- Remote On/Off
- 3-year product warranty
- Designed to meet UL 62368-1 (UL 60950-1)

Pinout		
Pin	Single	Dual
1	+Vin (Vcc)	+Vin (Vcc)
2	-Vin (GND)	-Vin (GND)
4	On/Off	On/Off
5	no con.	-Vout
6	-Vout	Common
7	+Vout	+Vout

Model	Input Voltage Range	Output Vnom	Imax	Efficiency
TDN 1-1210WISM	4.5 - 18 VDC (12 VDC nominal)	3.3 VDC	300 mA	77 %
TDN 1-1211WISM		5.0 VDC	200 mA	79 %
TDN 1-1219WISM		9.0 VDC	112 mA	79 %
TDN 1-1212WISM		12 VDC	90 mA	81 %
TDN 1-1213WISM		15 VDC	70 mA	81 %
TDN 1-1215WISM		24 VDC	45 mA	80 %
TDN 1-1221WISM	9 - 36 VDC (24 VDC nominal)	±5.0 VDC	±100 mA	77 %
TDN 1-1222WISM		±12 VDC	±45 mA	80 %
TDN 1-1223WISM		±15 VDC	±35 mA	81 %
TDN 1-2410WISM		3.3 VDC	300 mA	76 %
TDN 1-2411WISM		5.0 VDC	200 mA	78 %
TDN 1-2419WISM		9.0 VDC	112 mA	79 %
TDN 1-2412WISM	18 - 75 VDC (48 VDC nominal)	12 VDC	90 mA	81 %
TDN 1-2413WISM		15 VDC	70 mA	81 %
TDN 1-2415WISM		24 VDC	45 mA	80 %
TDN 1-2421WISM		±5.0 VDC	±100 mA	77 %
TDN 1-2422WISM		±12 VDC	±45 mA	80 %
TDN 1-2423WISM		±15 VDC	±35 mA	81 %
TDN 1-4810WISM	18 - 75 VDC (48 VDC nominal)	3.3 VDC	300 mA	75 %
TDN 1-4811WISM		5.0 VDC	200 mA	78 %
TDN 1-4819WISM		9.0 VDC	112 mA	79 %
TDN 1-4812WISM		12 VDC	90 mA	81 %
TDN 1-4813WISM		15 VDC	70 mA	81 %
TDN 1-4815WISM		24 VDC	45 mA	80 %
TDN 1-4821WISM	36 - 75 VDC (48 VDC nominal)	±5.0 VDC	±100 mA	77 %
TDN 1-4822WISM		±12 VDC	±45 mA	80 %
TDN 1-4823WISM		±15 VDC	±35 mA	81 %

TMR 1SM

1 Watt



- Wide 2:1 input voltage range
- Compact SMD package
- Fully regulated outputs
- Cost optimised design
- No minimum load required
- Continuous short circuit protection
- Temperature range -40°C to +85°C
- I/O isolation 1500 VDC
- Remote On/Off control
- 3-year product warranty

Pinout		
Pin	Single Output	Dual Output
1	-Vin (GND)	-Vin (GND)
2	Remote	Remote
6	NTC	Common
7	NTC	-Vout
8	+Vout	+Vout
9	-Vout	Common
14	+Vin	+Vin

Model	Input Voltage Range	Output Vnom	Imax	Efficiency
TMR 1-0511SM	4.5 - 9 VDC (5 VDC nom.)	5 VDC	200 mA	78 %
TMR 1-0512SM		12 VDC	83 mA	79 %
TMR 1-0513SM		15 VDC	67 mA	81 %
TMR 1-0522SM		+12 VDC	42 mA	79 %
TMR 1-0523SM		+15 VDC	33 mA	80 %
TMR 1-1211SM	9 - 18 VDC (12 VDC nom.)	5 VDC	200 mA	79 %
TMR 1-1212SM		12 VDC	83 mA	79 %
TMR 1-1213SM		15 VDC	67 mA	82 %
TMR 1-1222SM		+12 VDC	42 mA	81 %
TMR 1-1223SM		+15 VDC	33 mA	80 %
TMR 1-2411SM	18 - 36 VDC (24 VDC nom.)	5 VDC	200 mA	79 %
TMR 1-2412SM		12 VDC	83 mA	82 %
TMR 1-2413SM		15 VDC	67 mA	82 %
TMR 1-2422SM		+12 VDC	42 mA	82 %
TMR 1-2423SM		+15 VDC	33 mA	82 %
TMR 1-4811SM	36 - 75 VDC (48 VDC nom.)	5 VDC	200 mA	79 %
TMR 1-4812SM		12 VDC	83 mA	80 %
TMR 1-4813SM		15 VDC	67 mA	80 %
TMR 1-4822SM		+12 VDC	42 mA	81 %
TMR 1-4823SM		+15 VDC	33 mA	81 %

TMR 2WISM

2 Watt




- Ultra wide 4:1 Input: 4.5-12, 9-36 and 18-75 VDC
- I/O-isolation 1500 VDC
- Fully regulated outputs
- Operating temperature range -40°C to +80°C
- Protection against short circuit and overload
- Remote On/Off
- 3-year product warranty

Pinout		
Pin	Single Output	Dual Output
1	-Vin (GND)	-Vin (GND)
2	Remote	Remote
6	NC	Common
7	NC	-Vout
8	+Vout	+Vout
9	-Vout	Common
14	+Vin (Vcc)	+Vin (Vcc)

Model	Input Voltage Range	Output Vnom	Imax	Efficiency
TMR 2-0511WISM	4.5 - 12 VDC (9 VDC nom.)	5 VDC	400 mA	80 %
TMR 2-0512WISM		12 VDC	167 mA	84 %
TMR 2-0513WISM		15 VDC	134 mA	83 %
TMR 2-0515WISM		24 VDC	83 mA	84 %
TMR 2-0522WISM		+12 VDC	83 mA	83 %
TMR 2-0523WISM	+15 VDC	67 mA	82 %	
TMR 2-2411WISM	9 - 36 VDC (24 VDC nom.)	5 VDC	400 mA	80 %
TMR 2-2412WISM		12 VDC	167 mA	84 %
TMR 2-2413WISM		15 VDC	134 mA	85 %
TMR 2-2415WISM		24 VDC	83 mA	85 %
TMR 2-2422WISM		+12 VDC	83 mA	83 %
TMR 2-2423WISM	+15 VDC	67 mA	83 %	
TMR 2-4811WISM	18 - 75 VDC (48 VDC nom.)	5 VDC	400 mA	78 %
TMR 2-4812WISM		12 VDC	167 mA	82 %
TMR 2-4813WISM		15 VDC	134 mA	83 %
TMR 2-4815WISM		24 VDC	83 mA	84 %
TMR 2-4822WISM		+12 VDC	83 mA	82 %
TMR 2-4823WISM	+15 VDC	67 mA	82 %	

TES 2H

2 Watt



- Small SMD package with standard footprint
- I/O isolation voltage 1500 VDC
- Unregulated device
- Single and dual output models
- Input voltage 5, 12 and 24 VDC
- High efficiency up to 80%
- Operating Temperature range -40 to +85°C
- High accuracy of pin co-planarity
- Qualified for leadfree reflow solder process according IPC/JEDEC J-STD-020D
- Available in tape and reel package
- 3-year product warranty

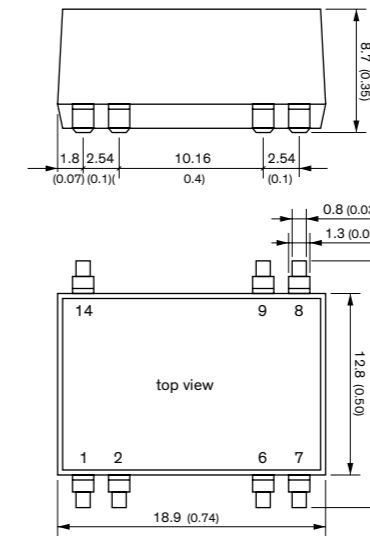
Model	Input Voltage Range	Output Vnom	Imax	Efficiency
TES 2-0510H	5 VDC ±10% (5 VDC nominal)	3.3 VDC	500 mA	70 %
TES 2-0511H		5.0 VDC	400 mA	73 %
TES 2-0512H		12 VDC	165 mA	77 %
TES 2-0521H		±5 VDC	±200 mA	74 %
TES 2-0522H		±12 VDC	±83 mA	76 %
TES 2-0523H	±15 VDC	±66 mA	76 %	
TES 2-1210H	12 VDC ±10% (12 VDC nominal)	3.3 VDC	500 mA	72 %
TES 2-1211H		5.0 VDC	400 mA	75 %
TES 2-1212H		12 VDC	165 mA	79 %
TES 2-1222H		±12 VDC	±83 mA	80 %
TES 2-1223H		±15 VDC	±66 mA	80 %
TES 2-2410H	24 VDC ±10% (24 VDC nominal)	3.3 VDC	500 mA	72 %
TES 2-2411H		5.0 VDC	400 mA	75 %
TES 2-2412H		12 VDC	165 mA	79 %
TES 2-2422H		±12 VDC	±83 mA	79 %
TES 2-2423H		±15 VDC	±66 mA	79 %

Pinout			
Pin	Single	Pin	Dual
1	-Vin (GND)	1	-Vin (GND)
2	+Vin (Vcc)	2	+Vin (Vcc)
4	-Vout	4	Common
5	+Vout	5	-Vout
8	*NC	7	+Vout
-		10	*NC

* Pin to be isolated from circuitry

TDR 2SM

2 Watt



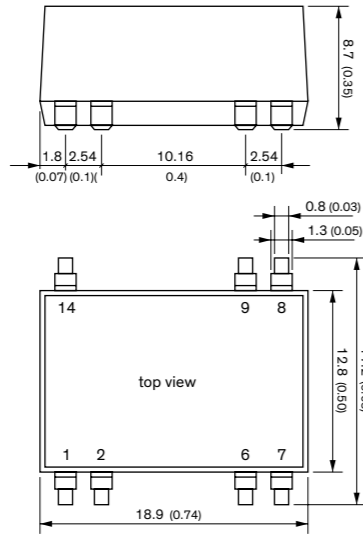
- Compact design in SMD or DIP package
- Wide 2:1 input voltage range
- Fully regulated outputs
- Low ripple and noise
- No minimum load required
- Temperature range -40°C to +85°C without derating
- I/O isolation 1600 VDC
- Continuous short-circuit protection
- Remote On/Off control
- Fully RoHS compliant
- 3-year product warranty

Pinout		
Pin	Single	Dual
1	-Vin (GND)	-Vin (GND)
2	Remote On/Off	Remote On/Off
6	NC	Common
7	NC	-Vout
8	+Vout	+Vout
9	-Vout	Common
14	+Vin (Vcc)	+Vin (Vcc)

Model	Input Voltage Range	Output Vnom	Imax	Efficiency
TDR 2-0511SM	4.5 - 9.0 VDC (5 VDC nominal)	5.0 VDC	400 mA	80 %
TDR 2-0512SM		12 VDC	167 mA	81 %
TDR 2-0513SM		15 VDC	134 mA	83 %
TDR 2-0522SM		±12 VDC	±83 mA	81 %
TDR 2-0523SM		±15 VDC	±67 mA	82 %
TDR 2-1211SM	9 - 18 VDC (12 VDC nominal)	5.0 VDC	400 mA	81 %
TDR 2-1212SM		12 VDC	167 mA	81 %
TDR 2-1213SM		15 VDC	134 mA	84 %
TDR 2-1222SM		±12 VDC	±83 mA	83 %
TDR 2-1223SM		±15 VDC	±67 mA	82 %
TDR 2-2411SM	18 - 36 VDC (24 VDC nominal)	5.0 VDC	400 mA	81 %
TDR 2-2412SM		12 VDC	167 mA	84 %
TDR 2-2413SM		15 VDC	134 mA	84 %
TDR 2-2422SM		±12 VDC	±83 mA	84 %
TDR 2-2423SM		±15 VDC	±67 mA	84 %
TDR 2-4811SM	36 - 75 VDC (48 VDC nominal)	5.0 VDC	400 mA	81 %
TDR 2-4812SM		12 VDC	167 mA	82 %
TDR 2-4813SM		15 VDC	134 mA	82 %
TDR 2-4822SM		±12 VDC	±83 mA	83 %
TDR 2-4823SM		±15 VDC	±67 mA	83 %

TDR 2WISM

2 Watt



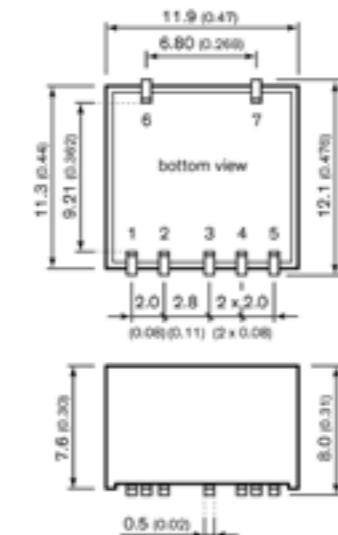
- Compact design in SMD or DIP package
- Ultra wide 4:1 input voltage range
- Fully regulated outputs
- Low ripple and noise 30mV pk-pk
- No minimum load required
- Temperature range -40°C to +85°C without derating
- I/O isolation 1600 VDC
- Continuous short-circuit protection
- Remote On/Off control
- Fully RoHS compliant
- 3-year product warranty

Pinout		
Pin	Single	Dual
1	-Vin (GND)	-Vin (GND)
2	Remote On/Off	Remote On/Off
6	NC	Common
7	NC	-Vout
8	+Vout	+Vout
9	-Vout	Common
14	+Vin (Vcc)	+Vin (Vcc)

Model	Input Voltage Range	Output Vnom	Imax	Efficiency
TDR 2-1211WISM	4.5 - 18 VDC (12 VDC nominal)	5.0 VDC	400 mA	79 %
TDR 2-1212WISM		12 VDC	167 mA	80 %
TDR 2-1213WISM		15 VDC	134 mA	81 %
TDR 2-1222WISM		±12 VDC	±83 mA	81 %
TDR 2-1223WISM		±15 VDC	±67 mA	81 %
TDR 2-2411WISM	9 - 36 VDC (24 VDC nominal)	5.0 VDC	400 mA	79 %
TDR 2-2412WISM		12 VDC	167 mA	80 %
TDR 2-2413WISM		15 VDC	134 mA	82 %
TDR 2-2422WISM		±12 VDC	±83 mA	81 %
TDR 2-2423WISM	±15 VDC	±67 mA	81 %	
TDR 2-4811WISM	18 - 75 VDC (48 VDC nominal)	5.0 VDC	400 mA	78 %
TDR 2-4812WISM		12 VDC	167 mA	81 %
TDR 2-4813WISM		15 VDC	134 mA	82 %
TDR 2-4822WISM		±12 VDC	±83 mA	81 %
TDR 2-4823WISM		±15 VDC	±67 mA	81 %

TRS 2

2 Watt



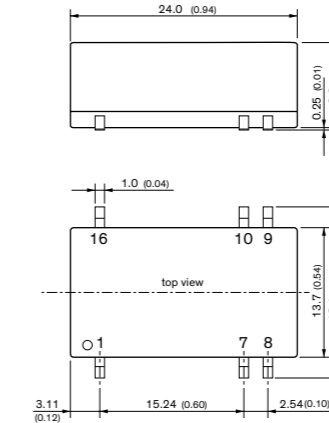
- Most compact 2 Watt SMD DC/DC converter: 11.9 mm x 11.3 mm x 8 mm (0.47 x 0.44 x 0.31 inch)
- Cost-efficient design
- 1600 VDC I/O isolation (functional)
- High efficiency for low thermal loss
- Operating temperature range -40°C to +90°C
- Designed to meet UL 62368-1
- No minimum load required
- Protection against short circuit
- 3 years product warranty

Pinout		
Pin	Single	Dual
1	-Vin (GND)	-Vin (GND)
2	Remote On/Off	Remote On/Off
3	NC	Common
4	NC	-Vout
5	+Vout	+Vout
6	-Vout	Common
7	+Vin (Vcc)	+Vin (Vcc)

Model	Input Voltage Range	Output Vnom	Imax	Efficiency
TRS 2-0910	4.5 - 13.2 VDC (9 VDC nominal)	3.3 VDC	500 mA	77 %
TRS 2-0911		5.0 VDC	400 mA	80 %
TRS 2-0919		9.0 VDC	222 mA	80 %
TRS 2-0912		12 VDC	167 mA	83 %
TRS 2-0913		15 VDC	134 mA	82 %
TRS 2-0915		24 VDC	83 mA	82 %
TRS 2-0921		±5.0 VDC	±200 mA	78 %
TRS 2-0922		±12 VDC	±83 mA	82 %
TRS 2-0923		±15 VDC	±67 mA	80 %
TRS 2-1210	9 - 18 VDC (12 VDC nominal)	3.3 VDC	500 mA	77 %
TRS 2-1211		5.0 VDC	400 mA	80 %
TRS 2-1219		9.0 VDC	222 mA	80 %
TRS 2-1212		12 VDC	167 mA	84 %
TRS 2-1213		15 VDC	134 mA	83 %
TRS 2-1215		24 VDC	83 mA	83 %
TRS 2-1221		±5.0 VDC	±200 mA	79 %
TRS 2-1222		±12 VDC	±83 mA	83 %
TRS 2-1223		±15 VDC	±67 mA	81 %
TRS 2-2410	18 - 36 VDC (24 VDC nominal)	3.3 VDC	500 mA	77 %
TRS 2-2411		5.0 VDC	400 mA	78 %
TRS 2-2419		9.0 VDC	222 mA	80 %
TRS 2-2412		12 VDC	167 mA	84 %
TRS 2-2413		15 VDC	134 mA	84 %
TRS 2-2415		24 VDC	83 mA	82 %
TRS 2-2421		±5.0 VDC	±200 mA	80 %
TRS 2-2422		±12 VDC	±83 mA	83 %
TRS 2-2423		±15 VDC	±67 mA	82 %
TRS 2-4810	36 - 75 VDC (48 VDC nominal)	3.3 VDC	500 mA	76 %
TRS 2-4811		5.0 VDC	400 mA	79 %
TRS 2-4819		9.0 VDC	222 mA	80 %
TRS 2-4812		12 VDC	167 mA	83 %
TRS 2-4813		15 VDC	134 mA	83 %
TRS 2-4815		24 VDC	83 mA	82 %
TRS 2-4821		±5.0 VDC	±200 mA	78 %
TRS 2-4822		±12 VDC	±83 mA	82 %
TRS 2-4823		±15 VDC	±67 mA	80 %

TES 2M

2 Watt



- Supplementary and reinforced insulation
- I/O isolation 4000 VACrms rated for 300 Vrms working voltage
- Unregulated device
- 2 x MOOP Medical safety according to AAMI/ANSI ES 60601-1:2005(R) and IEC/EN 60601-1 3rd edition
- Industrial safety to UL/IEC/EN 60950-1
- Ultracompact SMD-package
- Operating temp. range -25°C to +80°C
- Qualified for leadfree reflow solder process
- Available in tape & reel package
- 3-year product warranty

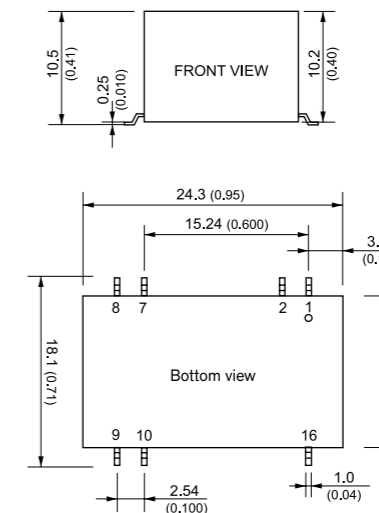
Pinout		
Pin	Single	Dual
1	-Vin (GND)	-Vin (GND)
7	NC	NC
8	NC	Common
9	+Vout	+Vout
10	-Vout	-Vout
16	+Vin	+Vin

Model	Input Voltage Range	Output Vnom	Imax	Efficiency
TES 2-0511M	5.0 VDC ±10% (nominal 05 VDC)	5 VDC	400 mA	66 %
TES 2-0512M		12 VDC	165 mA	66 %
TES 2-0513M		15 VDC	133 mA	66 %
TES 2-0522M		±12 VDC	±83 mA	72 %
TES 2-0523M		±15 VDC	±66 mA	73 %
TES 2-1211M	12.0 VDC ±10% (nominal 12 VDC)	5 VDC	400 mA	66 %
TES 2-1212M		12 VDC	165 mA	66 %
TES 2-1213M		15 VDC	133 mA	66 %
TES 2-1222M		±12 VDC	±83 mA	74 %
TES 2-1223M		±15 VDC	±66 mA	75 %
TES 2-2411M	24 VDC ±10% (nominal 24 VDC)	5 VDC	400 mA	66 %
TES 2-2412M		12 VDC	165 mA	66 %
TES 2-2413M		15 VDC	133 mA	66 %
TES 2-2422M		±12 VDC	±83 mA	74 %
TES 2-2423M		±15 VDC	±66 mA	75 %

TIM 2SM

NEW!

2 Watt



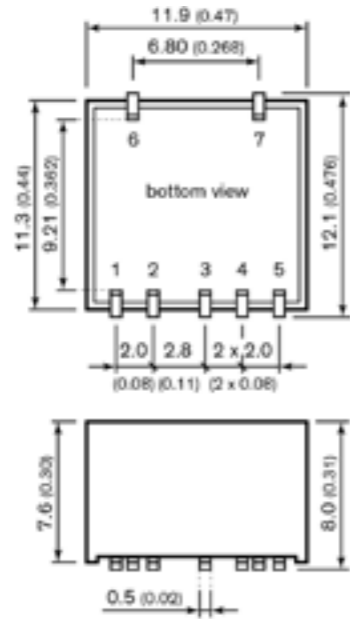
- Compact SMD-16-package
- I/O isolation 5000 VAC rated for 250 VAC working voltage
- Certification according to IEC/EN/ES 60601-1 3rd edition for 2 x MOPP and operation to 5000 m altitude
- Low leakage current < 2 µA
- Extended operating temperature range -40°C to 95°C.
- EMC compliance to IEC 60601-1-2 4th edition and EN 55032 class A

Pinout / Connection		
Pin	Single Output	Dual Output
1	-Vin (GND)	-Vin (GND)
2	Remote	Remote
7	NC	NC
8	NC	Common
9	+Vout	+Vout
10	-Vout	-Vout
16	+Vin (Vcc)	+Vin (Vcc)

Model	Input Voltage Range	Output Vnom	Imax	Efficiency
TIM 2-0910SM	4.5 - 12 VDC (9 VDC nom.)	3.3 VDC	600 mA	75 %
TIM 2-0911SM		5 VDC	400 mA	78 %
TIM 2-0919SM		9 VDC	222 mA	78 %
TIM 2-0912SM		12 VDC	167 mA	82 %
TIM 2-0913SM		15 VDC	134 mA	82 %
TIM 2-0915SM		24 VDC	83 mA	82 %
TIM 2-0922SM		±12 VDC	±83 mA	82 %
TIM 2-0923SM		±15 VDC	±67 mA	80 %
TIM 2-1210SM		9 - 18 VDC (12 VDC nom.)	3.3 VDC	600 mA
TIM 2-1211SM	5 VDC		400 mA	78 %
TIM 2-1219SM	9 VDC		222 mA	79 %
TIM 2-1212SM	12 VDC		167 mA	82 %
TIM 2-1213SM	15 VDC		134 mA	82 %
TIM 2-1215SM	24 VDC		83 mA	81 %
TIM 2-1222SM	±12 VDC		±83 mA	81 %
TIM 2-1223SM	±15 VDC		±67 mA	81 %
TIM 2-2410SM	18 - 36 VDC (24 VDC nom.)		3.3 VDC	600 mA
TIM 2-2411SM		5 VDC	400 mA	79 %
TIM 2-2419SM		9 VDC	222 mA	80 %
TIM 2-2412SM		12 VDC	167 mA	81 %
TIM 2-2413SM		15 VDC	134 mA	81 %
TIM 2-2415SM		24 VDC	83 mA	81 %
TIM 2-2422SM		±12 VDC	±83 mA	81 %
TIM 2-2423SM		±15 VDC	±67 mA	81 %
TIM 2-4810SM		36 - 75 VDC (48 VDC nom.)	3.3 VDC	600 mA
TIM 2-4811SM	5 VDC		400 mA	78 %
TIM 2-4819SM	9 VDC		222 mA	79 %
TIM 2-4812SM	12 VDC		167 mA	80 %
TIM 2-4813SM	15 VDC		134 mA	82 %
TIM 2-4815SM	24 VDC		83 mA	81 %
TIM 2-4822SM	±12 VDC		±83 mA	81 %
TIM 2-4823SM	±15 VDC		±67 mA	81 %

TRN 3SM

3 Watt



- Compact SMD package 11,9 x 11,3 x 8,0 mm
- Fully regulated outputs
- Input Voltage range 4.5-13.2, 9-18, 18-36, 36-75 VDC
- I/O-isolation 1600 VDC
- Operating temperature range -40°C to +85°C
- Short circuit protection
- 3-year product warranty
- Designed to meet UL 62368-1 (UL 60950-1)

Pinout		
Pin	Single	Dual
1	-Vin (GND)	-Vin (GND)
2	+Vin (Vcc)	+Vin (Vcc)
3	+Vout	+Vout
4	no pin	common
5	-Vout	-Vout
6	NC	NC
7	NC	NC

Model	Input Voltage Range	Output Vnom	Imax	Efficiency
TRN 3-0510SM	4.5 - 13.2 VDC (9 VDC nominal)	3.3 VDC	700 mA	75 %
TRN 3-0511SM		5.0 VDC	600 mA	78 %
TRN 3-0512SM		12 VDC	250 mA	82 %
TRN 3-0513SM		15 VDC	200 mA	80 %
TRN 3-0515SM		24 VDC	125 mA	80 %
TRN 3-0522SM		±12 VDC	±125 mA	80 %
TRN 3-0523SM	±15 VDC	±100 mA	80 %	
TRN 3-1210SM	9 - 18 VDC (12 VDC nominal)	3.3 VDC	700 mA	76 %
TRN 3-1211SM		5.0 VDC	600 mA	79 %
TRN 3-1212SM		12 VDC	250 mA	84 %
TRN 3-1213SM		15 VDC	200 mA	83 %
TRN 3-1215SM		24 VDC	125 mA	82 %
TRN 3-1222SM		±5.0 VDC	±300 mA	78 %
TRN 3-1223SM	±12 VDC	±125 mA	82 %	
TRN 3-1223SM	±15 VDC	±100 mA	81 %	
TRN 3-2410SM	18 - 36 VDC (24 VDC nominal)	3.3 VDC	700 mA	76 %
TRN 3-2411SM		5.0 VDC	600 mA	78 %
TRN 3-2412SM		12 VDC	250 mA	84 %
TRN 3-2413SM		15 VDC	200 mA	84 %
TRN 3-2415SM		24 VDC	125 mA	83 %
TRN 3-2422SM		±5.0 VDC	±300 mA	79 %
TRN 3-2423SM	±12 VDC	±125 mA	83 %	
TRN 3-2423SM	±15 VDC	±100 mA	82 %	
TRN 3-4810SM	36 - 75 VDC (48 VDC nominal)	3.3 VDC	700 mA	75 %
TRN 3-4811SM		5.0 VDC	600 mA	79 %
TRN 3-4812SM		12 VDC	250 mA	83 %
TRN 3-4813SM		15 VDC	200 mA	83 %
TRN 3-4815SM		24 VDC	125 mA	82 %
TRN 3-4822SM		±5.0 VDC	±300 mA	77 %
TRN 3-4823SM	±12 VDC	±125 mA	82 %	
TRN 3-4823SM	±15 VDC	±100 mA	80 %	

TMR 3WISM

3 Watt



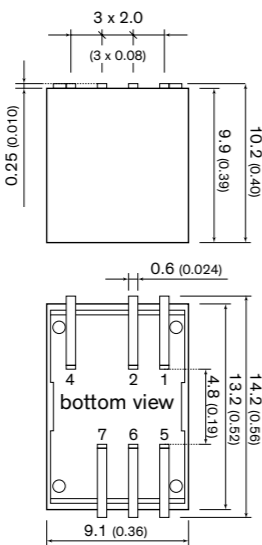
- Ultra wide 4:1 Input: 4.5-12, 9-36 and 18-75 VDC
- I/O-isolation 1500 VDC
- Fully regulated outputs
- Operating temperature range -40°C to +80°C
- Protection against short circuit and overload
- Remote On/Off
- 3-year product warranty

Pinout		
Pin	Single Output	Dual Output
1	-Vin (GND)	-Vin (GND)
2	Remote	Remote
6	NC	Common
7	NC	-Vout
8	+Vout	+Vout
9	-Vout	Common
14	+Vin (Vcc)	+Vin (Vcc)

Model	Input Voltage Range	Output Vnom	Imax	Efficiency
TMR 3-0511WISM	4.5 - 12 VDC (9 VDC nom.)	5 VDC	600 mA	81 %
TMR 3-0512WISM		12 VDC	250 mA	84 %
TMR 3-0513WISM		15 VDC	200 mA	84 %
TMR 3-0515WISM		24 VDC	125 mA	84 %
TMR 3-0522WISM		+12 VDC	125 mA	83 %
TMR 3-0523WISM		+15 VDC	100 mA	83 %
TMR 3-2411WISM	9 - 36 VDC (24 VDC nom.)	5 VDC	600 mA	80 %
TMR 3-2412WISM		12 VDC	250 mA	85 %
TMR 3-2413WISM		15 VDC	200 mA	85 %
TMR 3-2415WISM		24 VDC	125 mA	85 %
TMR 3-2422WISM		+12 VDC	125 mA	84 %
TMR 3-2423WISM		+15 VDC	100 mA	84 %
TMR 3-4811WISM	18 - 75 VDC (48 VDC nom.)	5 VDC	600 mA	80 %
TMR 3-4812WISM		12 VDC	250 mA	84 %
TMR 3-4813WISM		15 VDC	200 mA	84 %
TMR 3-4815WISM		24 VDC	125 mA	85 %
TMR 3-4822WISM		+12 VDC	125 mA	83 %
TMR 3-4823WISM		+15 VDC	100 mA	82 %

TDN 3WISM

3 Watt



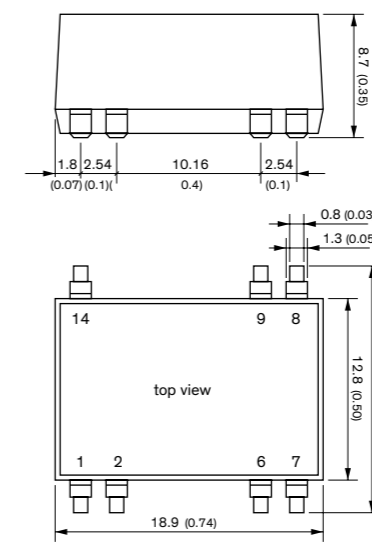
- Ultra compact SMD package 13,2 x 9,1 x 10,2 mm
- I/O-isolation 1600 VDC
- Fully regulated outputs
- Operating temperature range -40°C to +70°C without derating
- Short circuit protection
- Remote On/Off
- 3-year product warranty
- Designed to meet UL 62368-1 (UL 60950-1)

Pinout		
Pin	Single	Dual
1	+Vin (Vcc)	+Vin (Vcc)
2	-Vin (GND)	-Vin (GND)
4	On/Off	On/Off
5	no con.	-Vout
6	-Vout	Common
7	+Vout	+Vout

Model	Input Voltage Range	Output Vnom	Imax	Efficiency
TDN 3-1210WISM	4.5 - 18 VDC (12 VDC nominal)	3.3 VDC	700 mA	76 %
TDN 3-1211WISM		5.0 VDC	600 mA	80 %
TDN 3-1219WISM		9.0 VDC	333 mA	81 %
TDN 3-1212WISM		12 VDC	250 mA	83 %
TDN 3-1213WISM		15 VDC	200 mA	84 %
TDN 3-1215WISM		24 VDC	125 mA	82 %
TDN 3-1221WISM	9 - 36 VDC (24 VDC nominal)	±5.0 VDC	±300 mA	80 %
TDN 3-1222WISM		±12 VDC	±125 mA	82 %
TDN 3-1223WISM		±15 VDC	±100 mA	82 %
TDN 3-2410WISM		3.3 VDC	700 mA	77 %
TDN 3-2411WISM		5.0 VDC	600 mA	80 %
TDN 3-2419WISM		9.0 VDC	333 mA	81 %
TDN 3-2412WISM	18 - 75 VDC (48 VDC nominal)	12 VDC	250 mA	83 %
TDN 3-2413WISM		15 VDC	200 mA	83 %
TDN 3-2415WISM		24 VDC	125 mA	82 %
TDN 3-2421WISM		±5.0 VDC	±300 mA	80 %
TDN 3-2422WISM		±12 VDC	±125 mA	82 %
TDN 3-2423WISM		±15 VDC	±100 mA	82 %
TDN 3-4810WISM	36 - 75 VDC (48 VDC nominal)	3.3 VDC	700 mA	77 %
TDN 3-4811WISM		5.0 VDC	600 mA	80 %
TDN 3-4819WISM		9.0 VDC	333 mA	81 %
TDN 3-4812WISM		12 VDC	250 mA	83 %
TDN 3-4813WISM		15 VDC	200 mA	83 %
TDN 3-4815WISM		24 VDC	125 mA	82 %
TDN 3-4821WISM	18 - 75 VDC (48 VDC nominal)	±5.0 VDC	±300 mA	80 %
TDN 3-4822WISM		±12 VDC	±125 mA	82 %
TDN 3-4823WISM		±15 VDC	±100 mA	82 %

TDR 3SM

3 Watt



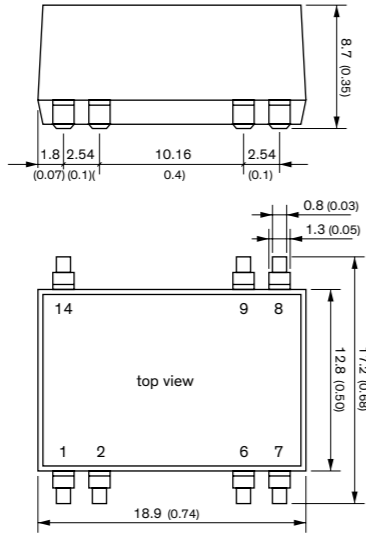
- Compact design in SMD or DIP package
- Wide 2:1 input voltage range
- Fully regulated outputs
- Low ripple and noise
- No minimum load required
- Temperature range -40°C to +85°C
- I/O isolation 1600 VDC
- Continuous short-circuit protection
- Remote On/Off control
- Fully RoHS compliant
- 3-year product warranty

Pinout		
Pin	Single	Dual
1	-Vin (GND)	-Vin (GND)
2	Remote On/Off	Remote On/Off
6	NC	Common
7	NC	-Vout
8	+Vout	+Vout
9	-Vout	Common
14	+Vin (Vcc)	+Vin (Vcc)

Model	Input Voltage Range	Output Vnom	Imax	Efficiency
TDR 3-0511SM	4.5 - 9.0 VDC (5 VDC nominal)	5.0 VDC	600 mA	79 %
TDR 3-0512SM		12 VDC	250 mA	80 %
TDR 3-0513SM		15 VDC	200 mA	81 %
TDR 3-0522SM		±12 VDC	±125 mA	80 %
TDR 3-0523SM		±15 VDC	±100 mA	81 %
TDR 3-1211SM		9 - 18 VDC (12 VDC nominal)	5.0 VDC	600 mA
TDR 3-1212SM	12 VDC		250 mA	82 %
TDR 3-1213SM	15 VDC		200 mA	82 %
TDR 3-1222SM	±12 VDC		±125 mA	82 %
TDR 3-1223SM	±15 VDC		±100 mA	83 %
TDR 3-2411SM	18 - 36 VDC (24 VDC nominal)		5.0 VDC	600 mA
TDR 3-2412SM		12 VDC	250 mA	82 %
TDR 3-2413SM		15 VDC	200 mA	83 %
TDR 3-2422SM		±12 VDC	±125 mA	83 %
TDR 3-2423SM		±15 VDC	±100 mA	83 %
TDR 3-4811SM		36 - 75 VDC (48 VDC nominal)	5.0 VDC	600 mA
TDR 3-4812SM	12 VDC		250 mA	82 %
TDR 3-4813SM	15 VDC		200 mA	82 %
TDR 3-4822SM	±12 VDC		±125 mA	83 %
TDR 3-4823SM	±15 VDC		±100 mA	83 %

TDR 3WISM

3 Watt



- Compact design in SMD or DIP package
- Ultra wide 4:1 input voltage range
- Fully regulated outputs
- Low ripple and noise
- No minimum load required
- Temperature range -40°C to +85°C
- I/O isolation 1600 VDC
- Continuous short-circuit protection
- Remote On/Off control
- Fully RoHS compliant
- 3-year product warranty

Pinout		
Pin	Single	Dual
1	-Vin (GND)	-Vin (GND)
2	Remote On/Off	Remote On/Off
6	NC	Common
7	NC	-Vout
8	+Vout	+Vout
9	-Vout	Common
14	+Vin (Vcc)	+Vin (Vcc)

Model	Input Voltage Range	Output Vnom	Imax	Efficiency
TDR 3-1211WISM	4.5 - 18 VDC (12 VDC nominal)	5.0 VDC	600 mA	81 %
TDR 3-1212WISM		12 VDC	250 mA	82 %
TDR 3-1213WISM		15 VDC	200 mA	82 %
TDR 3-1222WISM		±12 VDC	±125 mA	82 %
TDR 3-1223WISM		±15 VDC	±100 mA	81 %
TDR 3-2411WISM	9 - 36 VDC (24 VDC nominal)	5.0 VDC	600 mA	80 %
TDR 3-2412WISM		12 VDC	250 mA	82 %
TDR 3-2413WISM		15 VDC	200 mA	82 %
TDR 3-2422WISM		±12 VDC	±125 mA	82 %
TDR 3-2423WISM	±15 VDC	±100 mA	81 %	
TDR 3-4811WISM	18 - 75 VDC (48 VDC nominal)	5.0 VDC	600 mA	80 %
TDR 3-4812WISM		12 VDC	250 mA	83 %
TDR 3-4813WISM		15 VDC	200 mA	82 %
TDR 3-4822WISM		±12 VDC	±125 mA	82 %
TDR 3-4823WISM	±15 VDC	±100 mA	81 %	

TIM 3.5SM

3.5 Watt



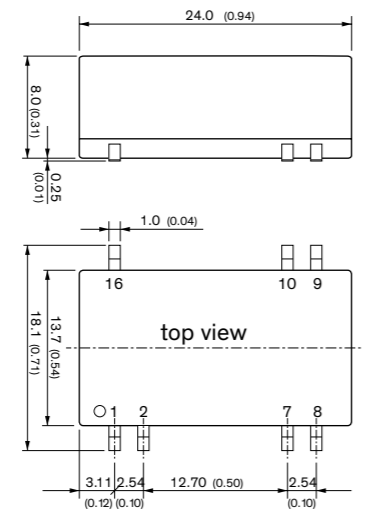
- Compact SMD-16-package
- I/O isolation 5000 VACrms rated for 250 VACrms working voltage
- Certification according to IEC/EN/ES 60601-1 3rd edition for 2xMOPP and operation to 5000 m altitude
- Low leakage current < 2 µA for BF-applications
- Extended operating temperature range -40°C to 90°C
- EMC compliance to IEC 60601-1-2 4th edition and EN55032 class A
- 5-year product warranty

Pinout		
Pin	Single Output	Dual Output
1	-Vin (GND)	-Vin (GND)
2	Remote	Remote
7	NC	NC
8	NC	Common
9	+Vout	+Vout
10	-Vout	-Vout
16	+Vin (Vcc)	+Vin (Vcc)

Model	Input Voltage Range	Output Vnom	Imax	Efficiency
TIM 3.5-0911SM	4.5 - 12 VDC (9 VDC nom.)	5 VDC	700 mA	77 %
TIM 3.5-0919SM		9 VDC	389 mA	78 %
TIM 3.5-0912SM		12 VDC	292 mA	82 %
TIM 3.5-0913SM		15 VDC	234 mA	82 %
TIM 3.5-0915SM		24 VDC	146 mA	82 %
TIM 3.5-0922SM	9 - 18 VDC (12 VDC nom.)	±12 VDC	146 mA	82 %
TIM 3.5-0923SM		±15 VDC	117 mA	81 %
TIM 3.5-1211SM		5 VDC	700 mA	79 %
TIM 3.5-1219SM		9 VDC	389 mA	79 %
TIM 3.5-1212SM	18 - 36 VDC (24 VDC nom.)	12 VDC	292 mA	82 %
TIM 3.5-1213SM		15 VDC	234 mA	82 %
TIM 3.5-1215SM		24 VDC	146 mA	82 %
TIM 3.5-1222SM		±12 VDC	146 mA	82 %
TIM 3.5-1223SM		±15 VDC	117 mA	82 %
TIM 3.5-2411SM	36 - 75 VDC (48 VDC nom.)	5 VDC	700 mA	79 %
TIM 3.5-2419SM		9 VDC	389 mA	80 %
TIM 3.5-2412SM		12 VDC	292 mA	83 %
TIM 3.5-2413SM		15 VDC	234 mA	83 %
TIM 3.5-2422SM	18 - 75 VDC (48 VDC nom.)	±12 VDC	146 mA	82 %
TIM 3.5-2423SM		±15 VDC	117 mA	82 %
TIM 3.5-4811SM		5 VDC	700 mA	79 %
TIM 3.5-4819SM		9 VDC	389 mA	80 %
TIM 3.5-4812SM	36 - 75 VDC (48 VDC nom.)	12 VDC	292 mA	82 %
TIM 3.5-4813SM		15 VDC	234 mA	82 %
TIM 3.5-4815SM		24 VDC	146 mA	82 %
TIM 3.5-4822SM		±12 VDC	146 mA	82 %
TIM 3.5-4823SM	±15 VDC	117 mA	82 %	

THL 3WISM

3 Watt



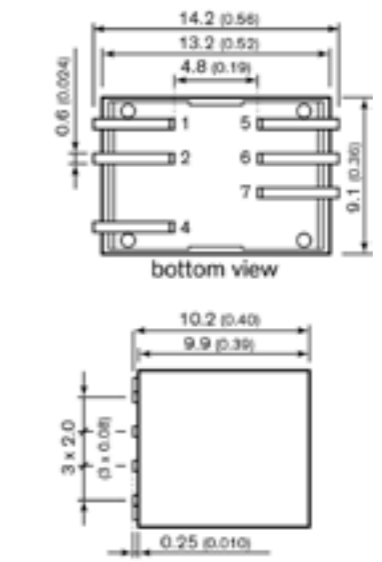
- Compact design in SMD or DIP package
- Ultra wide 4:1 input voltage range
- Fully regulated outputs
- I/O isolation 1500 VDC
- SMD version qualified for leadfree re flow solder process, MSL 2a
- Operating temp. range -40°C to +85°C
- Short circuit protection
- Remote On/Off control
- Input filter to meet EN 55032, class A without external components
- 3-year product warranty

Pinout		
Pin	Single	Dual
1	-Vin (GND)	-Vin (GND)
2	Remote On/Off	Remote On/Off
7	ntc.	ntc.
8	ntc.	Common
9	+Vout	+Vout
10	-Vout	-Vout
16	+Vin (Vcc)	+Vin (Vcc)

Model	Input Voltage Range	Output Vnom	Imax	Efficiency
THL 3-2410WISM	9 - 36 VDC (24 VDC nominal)	3.3 VDC	600 mA	75 %
THL 3-2411WISM		5.0 VDC	600 mA	78 %
THL 3-2412WISM		12 VDC	250 mA	80 %
THL 3-2413WISM		15 VDC	200 mA	80 %
THL 3-2415WISM		24 VDC	125 mA	80 %
THL 3-2421WISM		±5 VDC	±300 mA	77 %
THL 3-2422WISM		±12 VDC	±125 mA	80 %
THL 3-2423WISM	±15 VDC	±100 mA	80 %	
THL 3-4810WISM	18 - 75 VDC (48 VDC nominal)	3.3 VDC	600 mA	75 %
THL 3-4811WISM		5.0 VDC	600 mA	78 %
THL 3-4812WISM		12 VDC	250 mA	80 %
THL 3-4813WISM		15 VDC	200 mA	80 %
THL 3-4815WISM		24 VDC	125 mA	80 %
THL 3-4821WISM		±5 VDC	±300 mA	77 %
THL 3-4822WISM		±12 VDC	±125 mA	80 %
THL 3-4823WISM	±15 VDC	±100 mA	80 %	

TDN 5WISM

5 Watt



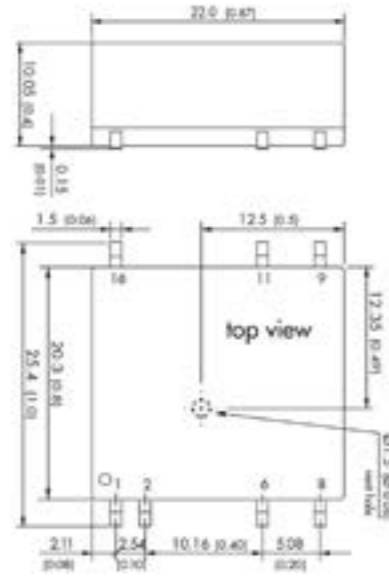
- Ultra compact SMD package 13,2 x 9,1 x 10,2 mm
- I/O-isolation 1600 VDC
- Fully regulated outputs
- Operating temperature range -40°C to +75°C
- Short circuit protection
- Remote On/Off
- 3-year product warranty
- Designed to meet UL 62368-1 (UL 60950-1)

Pinout		
Pin	Single	Dual
1	+Vin (Vcc)	+Vin (Vcc)
2	-Vin (GND)	-Vin (GND)
4	On/Off	On/Off
5	NC	-Vout
6	-Vout	Common
7	+Vout	+Vout

Model	Input Voltage Range	Output Vnom	Imax	Efficiency	
TDN 5-0910WISM	4.5 - 13.2 VDC (9 VDC nom.)	3.3 VDC	1000 mA	76 %	
TDN 5-0911WISM		5.0 VDC	1000 mA	80 %	
TDN 5-0919WISM		9.0 VDC	555 mA	81 %	
TDN 5-0912WISM		12 VDC	420 mA	83 %	
TDN 5-0913WISM		15 VDC	333 mA	83 %	
TDN 5-0915WISM		24 VDC	210 mA	83 %	
TDN 5-0921WISM		9 - 36 VDC (24 VDC nom.)	±5.0 VDC	±500 mA	80 %
TDN 5-0922WISM			±12 VDC	±210 mA	83 %
TDN 5-0923WISM			±15 VDC	±168 mA	83 %
TDN 5-2410WISM			3.3 VDC	1000 mA	76 %
TDN 5-2411WISM	18 - 75 VDC (48 VDC nom.)	5.0 VDC	1000 mA	80 %	
TDN 5-2419WISM		9.0 VDC	555 mA	81 %	
TDN 5-2412WISM		12 VDC	420 mA	83 %	
TDN 5-2413WISM		15 VDC	333 mA	83 %	
TDN 5-2415WISM		24 VDC	210 mA	83 %	
TDN 5-2421WISM		36 - 75 VDC (48 VDC nom.)	±5.0 VDC	±500 mA	80 %
TDN 5-2422WISM			±12 VDC	±210 mA	83 %
TDN 5-2423WISM			±15 VDC	±168 mA	84 %
TDN 5-4810WISM			3.3 VDC	1000 mA	76 %
TDN 5-4811WISM		18 - 75 VDC (48 VDC nom.)	5.0 VDC	1000 mA	81 %
TDN 5-4819WISM	9.0 VDC		555 mA	81 %	
TDN 5-4812WISM	12 VDC		420 mA	83 %	
TDN 5-4813WISM	15 VDC		333 mA	83 %	
TDN 5-4815WISM	24 VDC		210 mA	83 %	
TDN 5-4821WISM	36 - 75 VDC (48 VDC nom.)		±5.0 VDC	±500 mA	80 %
TDN 5-4822WISM			±12 VDC	±210 mA	83 %
TDN 5-4823WISM			±15 VDC	±168 mA	84 %

THL 6WISM

6 Watt



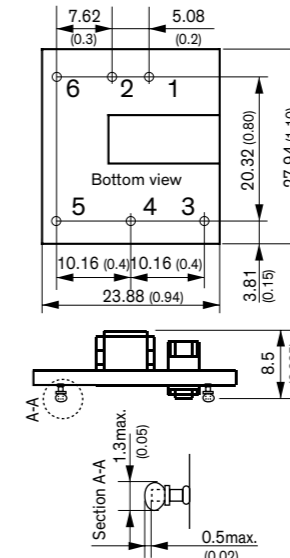
- Compact design in SMD package
- Ultra wide 4:1 input voltage range
- Fully regulated outputs
- I/O isolation 1500 VDC
- Operating temp. range -40°C to +75°C
- Short circuit protection
- Input filter to meet EN 55032, class A
- Qualified for leadfree reflow solder process
- 3-year product warranty

Pinout		
Pin	Single	Dual
1	Remote On/Off	Remote On/Off
2	-Vin	-Vin
6	ntc.	Common
8	ntc.	-Vout
9	+Vout	+Vout
11	-Vout	-Vout
16	+Vin (Vcc)	+Vin (Vcc)

Model	Input Voltage Range	Vnom	I _{max}	Efficiency
THL 6-2410WISM	9 - 36 VDC (nominal 24 VDC)	3.3 VDC	1450 mA	76 %
THL 6-2411WISM		5.0 VDC	1200 mA	79 %
THL 6-2412WISM		12 VDC	500 mA	83 %
THL 6-2413WISM		15 VDC	400 mA	83 %
THL 6-2415WISM		24 VDC	250 mA	83 %
THL 6-2421WISM		±5 VDC	±600 mA	82 %
THL 6-2422WISM	±12 VDC	±250 mA	83 %	
THL 6-2423WISM	±15 VDC	±200 mA	83 %	
THL 6-4810WISM	18 - 75 VDC (nominal 48 VDC)	3.3 VDC	1450 mA	76 %
THL 6-4811WISM		5.0 VDC	1200 mA	79 %
THL 6-4812WISM		12 VDC	500 mA	83 %
THL 6-4813WISM		15 VDC	400 mA	83 %
THL 6-4815WISM		24 VDC	250 mA	83 %
THL 6-4821WISM		±5 VDC	±600 mA	82 %
THL 6-4822WISM	±12 VDC	±250 mA	83 %	
THL 6-4823WISM	±15 VDC	±200 mA	83 %	

TON 15WISM

15 Watt



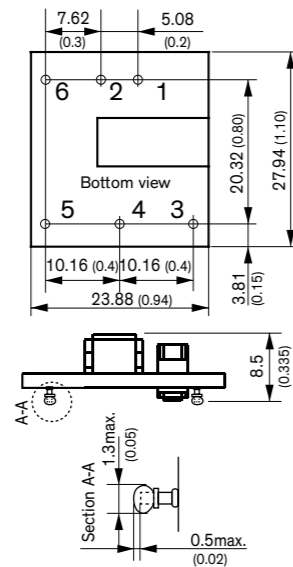
- Ultra compact 15W converter
- Ultra wide 4:1 input voltage range
- Cost efficient open frame design with industry standard pin-out
- Surface-mount (SM) and through-hole version
- I/O isolation voltage 2250V, rated for basic insulation
- Extended operating temperature range -40°C to +85°C
- Remote On/Off
- Lead free design, RoHS compliant
- 3-years product warranty

Pinout	
Pin	Single
1	+Vin (Vcc)
2	-Vin (GND)
3	+Vout
4	Trim
5	-Vout
6	Remote On/Off

Model	Input Voltage Range	Vnom	I _{max}	Efficiency
TON 15-2410WISM	9 - 36 VDC (24 VDC nominal)	3.3 VDC	4000 mA	85 %
TON 15-2411WISM		5.0 VDC	3000 mA	87 %
TON 15-2412WISM		12 VDC	1300 mA	86 %
TON 15-2413WISM		15 VDC	1000 mA	86 %
TON 15-4810WISM	18 - 75 VDC (48 VDC nominal)	3.3 VDC	4000 mA	85 %
TON 15-4811WISM		5.0 VDC	3000 mA	87 %
TON 15-4812WISM		12 VDC	1300 mA	86 %
TON 15-4813WISM		15 VDC	1000 mA	86 %

TON 15SM

15 Watt



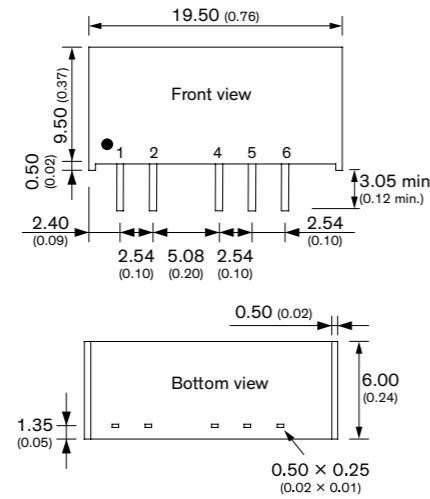
- Ultra compact 15W converter
- Cost efficient open frame design with industry standard pin-out
- Surface-mount (SM) and through-hole version
- I/O isolation voltage 2250V, rated for basic insulation
- Extended operating temperature range -40°C to +85°C
- Remote On/Off
- Under voltage lockout
- Lead free design, RoHS compliant
- 3-years product warranty

Pinout	
Pin	Single
1	+Vin (Vcc)
2	-Vin (GND)
3	+Vout
4	Trim
5	-Vout
6	Remote On/Off

Model	Input Voltage Range	Vnom	I _{max}	Efficiency
TON 15-2410SM	18 - 36 VDC (nominal 24 VDC)	3.3 VDC	3500 mA	86 %
TON 15-2411SM		5.0 VDC	3000 mA	87 %
TON 15-2412SM		12 VDC	1250 mA	87 %
TON 15-2413SM		15 VDC	1000 mA	88 %
TON 15-4810SM	36 - 75 VDC (nominal 48 VDC)	3.3 VDC	3500 mA	85 %
TON 15-4811SM		5.0 VDC	3000 mA	87 %
TON 15-4812SM		12 VDC	1250 mA	87 %
TON 15-4813SM		15 VDC	1000 mA	88 %

TBA 1E **NEW!**

1 Watt



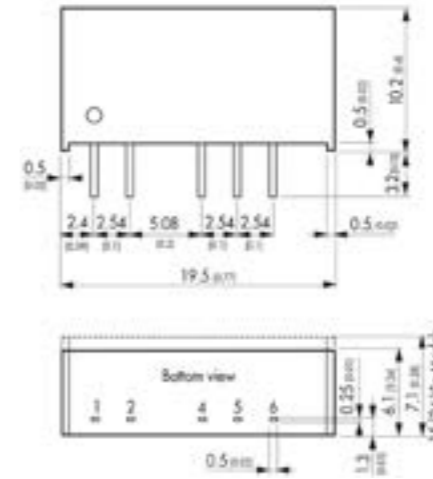
- Continuous short circuit protection
- I/O isolation: 1500 VDC
- Operating temperature range -40 to +85 °C without derating
- Input voltage ranges (±10%): 5, 12, 24 VDC
- High efficiency up to 82%
- SIP-7 package
- Unregulated outputs
- 3-year product warranty

Pinout		
Pin	Single	Dual
1	+Vin (Vcc)	+Vin (Vcc)
2	-Vin (GND)	-Vin (GND)
4	-Vout	-Vout
5	No pin	Common
6	+Vout	+Vout

Model	Input Voltage Range	Output Vnom	Imax	Efficiency
TBA 1-0511E	4.5 - 5.5 VDC (5 VDC nom.)	5 VDC	200 mA	79 %
TBA 1-0512E		12 VDC	84 mA	82 %
TBA 1-0513E		15 VDC	66 mA	82 %
TBA 1-0521E		±5 VDC	100 mA	79 %
TBA 1-0522E		±12 VDC	41 mA	82 %
TBA 1-0523E	±15 VDC	33 mA	82 %	
TBA 1-1211E	10.8 - 13.2 VDC (12 VDC nom.)	5 VDC	200 mA	79 %
TBA 1-1212E		12 VDC	84 mA	80 %
TBA 1-1213E		15 VDC	66 mA	80 %
TBA 1-1221E		±5 VDC	100 mA	79 %
TBA 1-1222E		±12 VDC	41 mA	80 %
TBA 1-1223E	±15 VDC	33 mA	80 %	
TBA 1-2411E	21.6 - 26.4 VDC (24 VDC nom.)	5 VDC	200 mA	79 %
TBA 1-2412E		12 VDC	84 mA	82 %
TBA 1-2413E		15 VDC	66 mA	82 %
TBA 1-2421E		±5 VDC	100 mA	79 %
TBA 1-2422E		±12 VDC	41 mA	82 %
TBA 1-2423E	±15 VDC	33 mA	82 %	

TMA

1 Watt



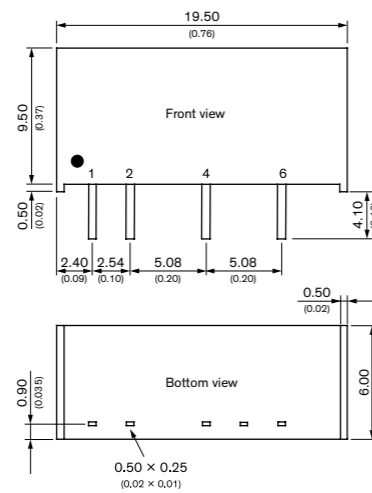
- Single-in-line (SIP) package
- Single and dual output models
- I/O isolation 1000 VDC
- Unregulated device
- High efficiency up to 81%
- Operating temp. range -40°C to +85°C
- Industry standard pinout
- 100% Burn-in (8 h)
- Lead free design, RoHS compliant
- 3-year product warranty

Pinout		
Pin	Single	Dual
1	+Vin (Vcc)	+Vin (Vcc)
2	-Vin (GND)	-Vin (GND)
4	-Vout	-Vout
5	No pin	Common
6	+Vout	+Vout

Model	Input Voltage Range	Output Vnom	Imax	Efficiency
TMA 0505S	5 VDC ± 10%	5 VDC	200 mA	71 %
TMA 0512S		12 VDC	84 mA	78 %
TMA 0515S		15 VDC	67 mA	78 %
TMA 0505D		±5 VDC	±100 mA	72 %
TMA 0512D		±12 VDC	±42 mA	78 %
TMA 0515D	±15 VDC	±34 mA	79 %	
TMA 1205S	12 VDC ± 10%	5 VDC	200 mA	73 %
TMA 1212S		12 VDC	84 mA	80 %
TMA 1215S		15 VDC	67 mA	80 %
TMA 1205D		±5 VDC	±100 mA	74 %
TMA 1212D		±12 VDC	±42 mA	81 %
TMA 1215D	±15 VDC	±34 mA	81 %	
TMA 1505S	15 VDC ± 10%	5 VDC	200 mA	72 %
TMA 1512S		12 VDC	84 mA	79 %
TMA 1515S		15 VDC	67 mA	79 %
TMA 1505D		±5 VDC	±100 mA	72 %
TMA 1512D		±12 VDC	±42 mA	80 %
TMA 1515D	±15 VDC	±34 mA	80 %	
TMA 2405S	24 VDC ± 10%	5 VDC	200 mA	71 %
TMA 2412S		12 VDC	84 mA	78 %
TMA 2415S		15 VDC	67 mA	79 %
TMA 2405D		±5 VDC	±100 mA	72 %
TMA 2412D		±12 VDC	±42 mA	79 %
TMA 2415D	±15 VDC	±34 mA	80 %	

TEA 1E **NEW - under development**

1 Watt



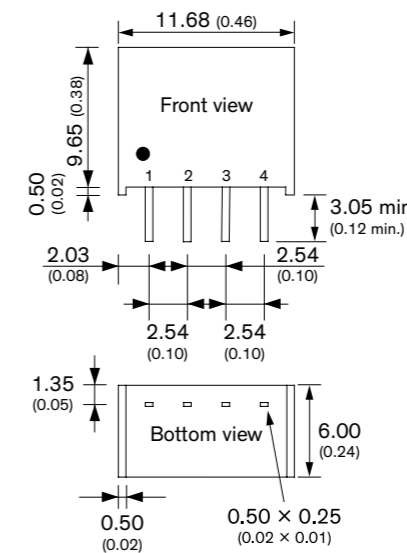
- I/O isolation: 1500 VDC
- Operating temperature range -40 to +85 °C without derating
- Cost efficient design
- High efficiency up to 82%
- SIP-7 package
- Unregulated outputs
- 3-year product warranty

Pinout	
Pin	Single
1	+Vin
2	-Vin
4	-Vout
5	No pin
6	+Vout

Model	Input Voltage Range	Output Vnom	Imax	Efficiency
TEA 1-0505E	4.5 - 5.5 VDC	5 VDC	200 mA	78 %

TBA 1 **NEW!**

1 Watt



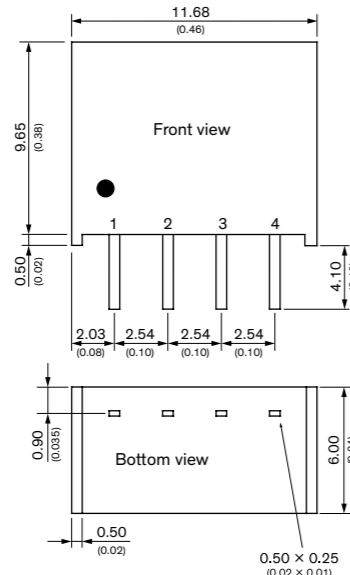
- Continuous short circuit protection
- I/O isolation: 1500 VDC
- Operating temperature range -40 to +85 °C without derating
- Input voltage ranges (±10%): 3.3, 5, 12, 24 VDC
- High efficiency up to 82%
- SIP-4 package
- Unregulated outputs
- 3-year product warranty

Pinout	
Pin	Function
1	-Vin (GND)
2	+Vin (Vcc)
3	-Vout
4	+Vout

Model	Input Voltage Range	Output Vnom	Imax	Efficiency
TBA 1-0310	2.97 - 3.63 VDC (3.3 VDC nom.)	3.3 VDC	260 mA	73 %
TBA 1-0311		5 VDC	200 mA	76 %
TBA 1-0510	4.5 - 5.5 VDC (5 VDC nom.)	3.3 VDC	260 mA	75 %
TBA 1-0511		5 VDC	200 mA	79 %
TBA 1-0519		9 VDC	110 mA	80 %
TBA 1-0512		12 VDC	80 mA	82 %
TBA 1-0513		15 VDC	65 mA	82 %
TBA 1-1211	10.8 - 13.2 VDC (12 VDC nom.)	5 VDC	200 mA	79 %
TBA 1-1219		9 VDC	110 mA	79 %
TBA 1-1212		12 VDC	80 mA	80 %
TBA 1-1213		15 VDC	65 mA	80 %
TBA 1-2411	21.6 - 26.4 VDC (24 VDC nom.)	5 VDC	200 mA	79 %
TBA 1-2419		9 VDC	110 mA	80 %
TBA 1-2412		12 VDC	80 mA	82 %
TBA 1-2413	15 VDC	65 mA	82 %	

TEA 1 **NEW - under development**

1 Watt




- I/O isolation: 1500 VDC
- Operating temperature range -40 to +85 °C without derating
- Cost efficient design
- High efficiency up to 82%
- SIP-4 package
- Unregulated outputs
- 3-year product warranty

Pinout	
Pin	Single
1	-Vin
2	+Vin
3	-Vout
4	+Vout

Model	Input Voltage Range	Output Vnom	Imax	Efficiency
TEA 1-0505	4.5 - 5.5 VDC	5 VDC	200 mA	78 %

TRA 1

1 Watt



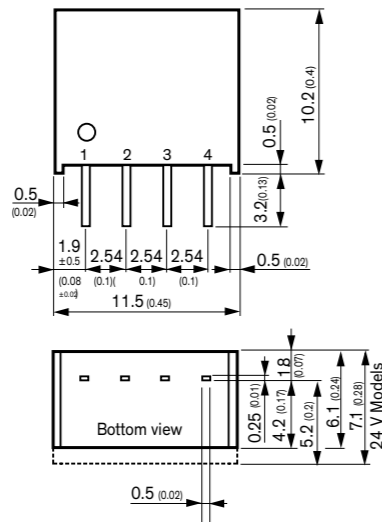
- Semi-regulated output (load)
- Industry standard pinout
- High efficiency up to 88.5%
- Single and dual output models
- I/O isolation voltage 1000 VDC
- Operationally reliable up to 5000m altitude
- Operating temperature range -40°C to +95°C
- 3-year product warranty

Pinout		
Pin	Single	Dual
1	+Vin (Vcc)	+Vin (Vcc)
2	-Vin (GND)	-Vin (GND)
4	-Vout	-Vout
5	No pin	Common
6	+Vout	+Vout

Model	Input Voltage Range	Output Vnom	Imax	Efficiency
TRA 1-0511	5 VDC ±10%	5 VDC	200 mA	84 %
TRA 1-0519		9 VDC	110 mA	87 %
TRA 1-0512		12 VDC	84 mA	87 %
TRA 1-0513		15 VDC	67 mA	87.5 %
TRA 1-0521		±5 VDC	±100 mA	84.5 %
TRA 1-0522	±12 VDC	±12 VDC	±42 mA	86.5 %
TRA 1-0523		±15 VDC	±34 mA	86.5 %
TRA 1-1211		5 VDC	200 mA	84 %
TRA 1-1219	12 VDC ±10%	9 VDC	110 mA	86.5 %
TRA 1-1212		12 VDC	84 mA	88.5 %
TRA 1-1213		15 VDC	67 mA	88 %
TRA 1-1221		±5 VDC	±100 mA	84.5 %
TRA 1-1222		±12 VDC	±42 mA	88.5 %
TRA 1-1223	±15 VDC	±15 VDC	±34 mA	87.5 %
TRA 1-2411		5 VDC	200 mA	84 %
TRA 1-2419		9 VDC	110 mA	86.5 %
TRA 1-2412	24 VDC ±10%	12 VDC	84 mA	87.5 %
TRA 1-2413		15 VDC	67 mA	87.5 %
TRA 1-2421		±5 VDC	±100 mA	83.5 %
TRA 1-2422		±12 VDC	±42 mA	87 %
TRA 1-2423		±15 VDC	±34 mA	87 %

TME

1 Watt



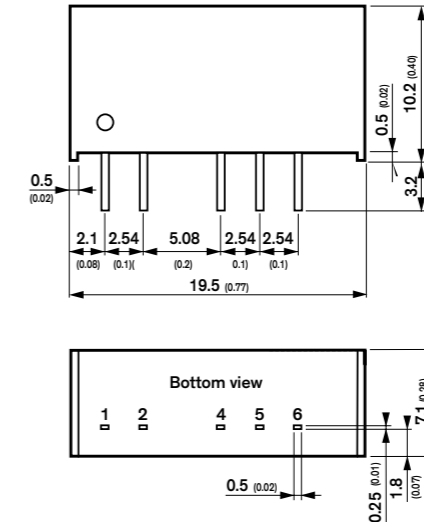
- Single-in-line package (SIP)
- I/O isolation 1000 VDC
- Unregulated device
- High efficiency up to 80%
- Operating temperature -40°C to +85°C
- Industry standard pinout
- 100% burn-in (8 h)
- Lead free design, RoHS compliant
- 3-year product warranty

Pinout	
Pin	Single
1	-Vin (GND)
2	+Vin (Vcc)
3	-Vout
4	+Vout

Model	Input Voltage Range	Output Vnom	Imax	Efficiency
TME 0303S	3.3 VDC ±10%	3.3 VDC	260 mA	74 %
TME 0305S		5.0 VDC	200 mA	77 %
TME 0503S	5 VDC ±10%	3.3 VDC	260 mA	72 %
TME 0505S		5 VDC	200 mA	69 %
TME 0509S		9 VDC	110 mA	76 %
TME 0512S		12 VDC	84 mA	77 %
TME 0515S		15 VDC	67 mA	78 %
TME 1205S	12 VDC ±10%	5 VDC	200 mA	71 %
TME 1209S		9 VDC	110 mA	77 %
TME 1212S		12 VDC	84 mA	79 %
TME 1215S		15 VDC	67 mA	80 %
TME 2405S	24 VDC ±10%	5 VDC	200 mA	70 %
TME 2409S		9 VDC	110 mA	76 %
TME 2412S		12 VDC	84 mA	79 %
TME 2415S		15 VDC	67 mA	79 %

TMAP

1 Watt



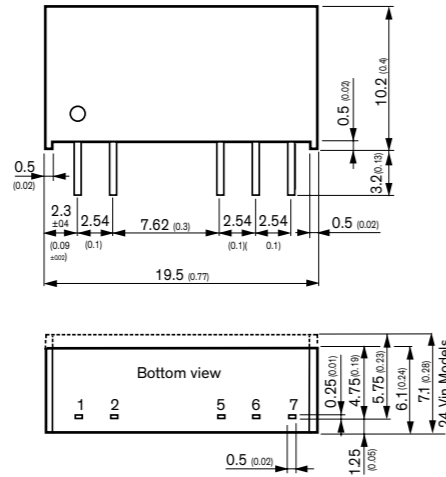
- 1 Watt DC/DC converter in SIP-7-package
- Overload and short circuit protection
- I/O isolation 3000 VDC (functional)
- Extended operating temperature range -40°C to 85°C without derating
- High efficiency up to 84% typ.
- Industry standard pinout
- 3-year product warranty

Pinout		
Pin	Single	Dual
1	+Vin (Vcc)	+Vin (Vcc)
2	-Vin (GND)	-Vin (GND)
4	-Vout	-Vout
5	No Pin	Common
6	+Vout	+Vout

Model	Input Voltage Range	Output Vnom	Imax	Efficiency
TMAP 0505S	4.5 - 5.5 VDC (5 VDC nominal)	5.0 VDC	200 mA	78 %
TMAP 0509S		9.0 VDC	110 mA	81 %
TMAP 0512S		12 VDC	84 mA	82 %
TMAP 0515S		15 VDC	68 mA	83 %
TMAP 0505D		±5.0 VDC	±100 mA	81 %
TMAP 0512D	±12 VDC (12 VDC nominal)	±12 VDC	±42 mA	81 %
TMAP 0515D		±15 VDC	±34 mA	81 %
TMAP 1205S		5.0 VDC	200 mA	80 %
TMAP 1209S	10.8 - 13.2 VDC (12 VDC nominal)	9.0 VDC	110 mA	82 %
TMAP 1212S		12 VDC	84 mA	84 %
TMAP 1215S		15 VDC	68 mA	83 %
TMAP 1205D		±5.0 VDC	±100 mA	81 %
TMAP 1212D		±12 VDC	±42 mA	82 %
TMAP 1215D	±15 VDC	±15 VDC	±34 mA	82 %
TMAP 2405S		5.0 VDC	200 mA	81 %
TMAP 2409S		9.0 VDC	110 mA	79 %
TMAP 2412S	21.6 - 26.4 VDC (24 VDC nominal)	12 VDC	84 mA	82 %
TMAP 2415S		15 VDC	68 mA	82 %
TMAP 2405D		±5.0 VDC	±100 mA	80 %
TMAP 2412D		±12 VDC	±42 mA	81 %
TMAP 2415D		±15 VDC	±34 mA	80 %

TMV

1 Watt



- Single-in-line (SIL) package
- Isolated single and dual output models
- I/O isolation 3000 VDC
- Unregulated device
- High Efficiency up to 81%
- Extended temperature range -40°C to +85°C
- Pin-compatible with other manufacturers
- 100% Burn-in (8 h)
- Lead free design, RoHS compliant
- 3-year product warranty

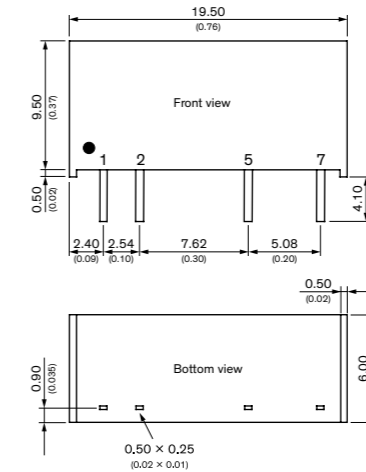
Pinout		
Pin	Single	Dual
1	+Vin (Vcc)	+Vin (Vcc)
2	-Vin (GND)	-Vin (GND)
5	-Vout	-Vout
6	No pin	Common
7	+Vout	+Vout

Model	Input Voltage Range	Output Vnom	I _{max}	Efficiency
TMV 0505S	5 VDC ±10%	5 VDC	200 mA	71 %
TMV 0509S		9 VDC	110 mA	76 %
TMV 0512S		12 VDC	84 mA	78 %
TMV 0515S		15 VDC	67 mA	78 %
TMV 0505D		± 5 VDC	±100 mA	72 %
TMV 0512D	±12 VDC	±42 mA	78 %	
TMV 0515D	±15 VDC	±34 mA	79 %	
TMV 1205S	12 VDC ±10%	5 VDC	200 mA	73 %
TMV 1212S		12 VDC	84 mA	80 %
TMV 1215S		15 VDC	67 mA	80 %
TMV 1205D		± 5 VDC	±100 mA	74 %
TMV 1212D		±12 VDC	±42 mA	81 %
TMV 1215D	±15 VDC	±34 mA	81 %	
TMV 2405S	24 VDC ±10%	5 VDC	200 mA	71 %
TMV 2412S		12 VDC	84 mA	78 %
TMV 2415S		15 VDC	67 mA	79 %
TMV 2405D		± 5 VDC	±100 mA	72 %
TMV 2412D		±12 VDC	±42 mA	79 %
TMV 2415D	±15 VDC	±34 mA	80 %	

TEA 1HI

NEW - under development

1 Watt



- I/O isolation: 3000 VDC
- Operating temperature range -40 to +85 °C without derating
- High efficiency up to 82%
- SIP-7 package
- Unregulated outputs
- 3-year product warranty

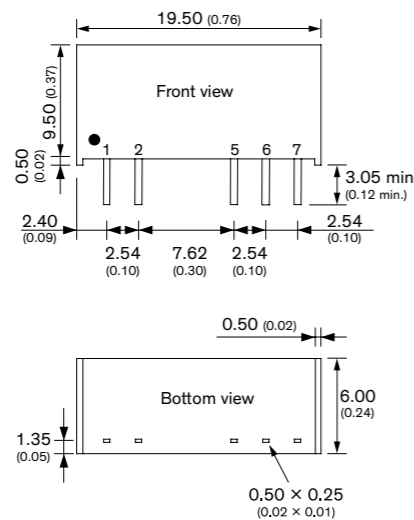
Pinout	
Pin	Single
1	+Vin
2	-Vin
5	-Vout
7	+Vout

Model	Input Voltage Range	Output Vnom	I _{max}	Efficiency
TEA 1-0505HI	4.5 - 5.5 VDC	5 VDC	200 mA	78 %

TBA 1HI

NEW!

1 Watt



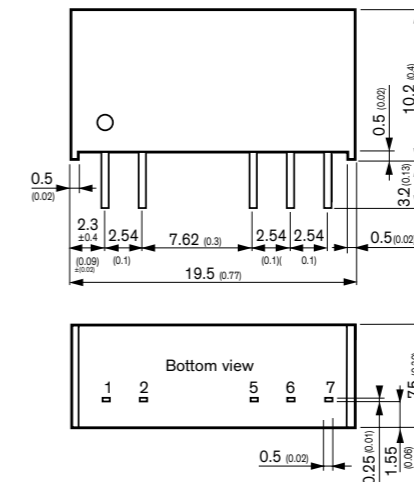
- Continuous short circuit protection
- I/O isolation: 3000 VDC
- Operating temperature range -40 to +85 °C without derating
- Input voltage ranges (±10%): 5, 12, 24 VDC
- High efficiency up to 82%
- SIP-7 package
- Unregulated outputs
- 3-year product warranty

Pinout		
Pin	Single	Dual
1	+Vin (Vcc)	+Vin (Vcc)
2	-Vin (GND)	-Vin (GND)
5	-Vout	-Vout
6	No pin	Common
7	+Vout	+Vout

Model	Input Voltage Range	Output Vnom	I _{max}	Efficiency
TBA 1-0511HI	4.5 - 5.5 VDC (5 VDC nom.)	5 VDC	200 mA	79 %
TBA 1-0519HI		9 VDC	111 mA	80 %
TBA 1-0512HI		12 VDC	84 mA	82 %
TBA 1-0513HI		15 VDC	66 mA	82 %
TBA 1-0521HI		±5 VDC	100 mA	79 %
TBA 1-0522HI	±12 VDC	41 mA	82 %	
TBA 1-0523HI	±15 VDC	33 mA	82 %	
TBA 1-1211HI	10.8 - 13.2 VDC (12 VDC nom.)	5 VDC	200 mA	79 %
TBA 1-1219HI		9 VDC	111 mA	79 %
TBA 1-1212HI		12 VDC	84 mA	80 %
TBA 1-1213HI		15 VDC	66 mA	80 %
TBA 1-1221HI		±5 VDC	100 mA	79 %
TBA 1-1222HI	±12 VDC	41 mA	80 %	
TBA 1-1223HI	±15 VDC	33 mA	80 %	
TBA 1-2411HI	21.6 - 26.4 VDC (24 VDC nom.)	5 VDC	200 mA	79 %
TBA 1-2419HI		9 VDC	111 mA	80 %
TBA 1-2412HI		12 VDC	84 mA	82 %
TBA 1-2413HI		15 VDC	66 mA	82 %
TBA 1-2421HI		±5 VDC	100 mA	79 %
TBA 1-2422HI	±12 VDC	41 mA	82 %	
TBA 1-2423HI	±15 VDC	33 mA	82 %	

TMV-HI

1 Watt



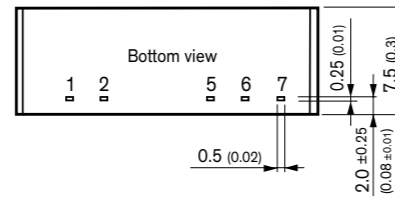
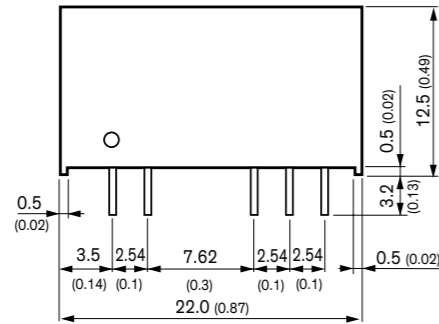
- Ultra compact SIP-7 package
- Very high I/O-isolation 5200 VDC
- Unregulated device
- Dedicated for IGBT applications
- Operating temperature range -40°C to +95°C
- Industry standard pinout
- 3-year product warranty

Pinout		
Pin	Single	Dual
1	+Vin (Vcc)	+Vin (Vcc)
2	-Vin (GND)	-Vin (GND)
5	-Vout	-Vout
6	No pin	Common
7	+Vout	+Vout

Model	Input Voltage Range	Output Vnom	I _{max}	Efficiency
TMV 0503SHI	5 VDC ±10 %	3.3 VDC	303 mA	70 %
TMV 0505SHI		5.0 VDC	200 mA	70 %
TMV 0509SHI		9.0 VDC	111 mA	75 %
TMV 0512SHI		12 VDC	84 mA	77 %
TMV 0515SHI		15 VDC	66 mA	78 %
TMV 0505DHI	12 VDC ±10 %	±5.0 VDC	±100 mA	71 %
TMV 0509DHI		±9.0 VDC	±56 mA	75 %
TMV 0512DHI		±12 VDC	±42 mA	77 %
TMV 0515DHI		±15 VDC	±33 mA	78 %
TMV 05159HI		+15/-9 VDC	+33/-55 mA	76 %
TMV 1203SHI	15 VDC ±10 %	3.3 VDC	303 mA	71 %
TMV 1205SHI		5.0 VDC	200 mA	71 %
TMV 1209SHI		9.0 VDC	111 mA	76 %
TMV 1212SHI		12 VDC	84 mA	78 %
TMV 1215SHI		15 VDC	66 mA	79 %
TMV 1205DHI	24 VDC ±10 %	±5.0 VDC	±100 mA	72 %
TMV 1209DHI		±9.0 VDC	±56 mA	76 %
TMV 1212DHI		±12 VDC	±42 mA	78 %
TMV 1215DHI		±15 VDC	±33 mA	79 %
TMV 12159HI		+15/-9 VDC	+33/-55 mA	77 %
TMV 1503SHI	24 VDC ±10 %	3.3 VDC	303 mA	70 %
TMV 1505SHI		5.0 VDC	200 mA	70 %
TMV 1509SHI		9.0 VDC	111 mA	75 %
TMV 1512SHI		12 VDC	84 mA	75 %
TMV 1515SHI		15 VDC	66 mA	79 %
TMV 1505DHI	24 VDC ±10 %	±5.0 VDC	±100 mA	71 %
TMV 1509DHI		±9.0 VDC	±56 mA	75 %
TMV 1512DHI		±12 VDC	±42 mA	78 %
TMV 1515DHI		±15 VDC	±33 mA	79 %
TMV 15159HI		+15/-9 VDC	+33/-55 mA	76 %
TMV 2403SHI	24 VDC ±10 %	3.3 VDC	303 mA	70 %
TMV 2405SHI		5.0 VDC	200 mA	70 %
TMV 2409SHI		9.0 VDC	111 mA	75 %
TMV 2412SHI		12 VDC	84 mA	78 %
TMV 2415SHI		15 VDC	66 mA	80 %
TMV 2405DHI	24 VDC ±10 %	±5.0 VDC	±100 mA	71 %
TMV 2409DHI		±9.0 VDC	±56 mA	75 %
TMV 2412DHI		±12 VDC	±42 mA	77 %
TMV 2415DHI		±15 VDC	±33 mA	78 %
TMV 24159HI		+15/-9 VDC	+33/-55 mA	75 %

TMV-EN

1 Watt



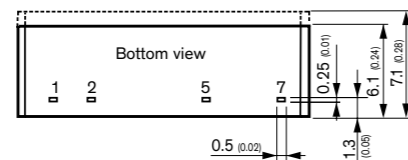
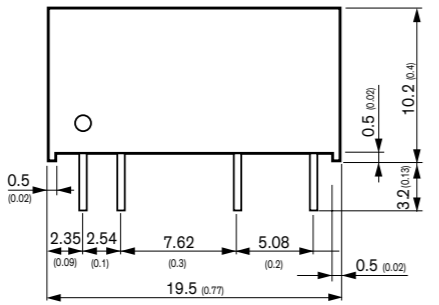
Pinout		
Pin	Single	Dual
1	+Vin (Vcc)	+Vin (Vcc)
2	-Vin (GND)	-Vin (GND)
5	-Vout	-Vout
6	No pin	Common
7	+Vout	+Vout

- I/O isolation voltage 3000 VACrms
- Reinforced insulation, rated for 300 VAC working voltage
- Unregulated device
- Certified to IEC/EN/UL 60950-1 safety standards
- Safety barrier 100 % production test
- Low coupling capacity
- Single-in-line package (SIP)
- Lead-free design, RoHS compliant
- 3-year product warranty

Model	Input Voltage Range	Output		Efficiency
		Vnom	I _{max}	
TMV 0505 EN	5 VDC ± 10 %	5 VDC	200 mA	66 %
TMV 0512 EN		12 VDC	80 mA	66 %
TMV 0515 EN		15 VDC	65 mA	66 %
TMV 0505D EN		±5 VDC	±100 mA	66 %
TMV 0512D EN		±12 VDC	±40 mA	72 %
TMV 0515D EN	±15 VDC	±35 mA	73 %	
TMV 1205 EN	12 VDC ± 10 %	5 VDC	200 mA	66 %
TMV 1212 EN		12 VDC	80 mA	66 %
TMV 1215 EN		15 VDC	65 mA	66 %
TMV 1205D EN		±5 VDC	±100 mA	66 %
TMV 1212D EN		±12 VDC	±40 mA	74 %
TMV 1215D EN		±15 VDC	±35 mA	75 %

TRV 1

1 Watt



Pinout		
Pin	Single	Dual
1	+Vin (Vcc)	
2	-Vin (GND)	
5	-Vout	
7	+Vout	

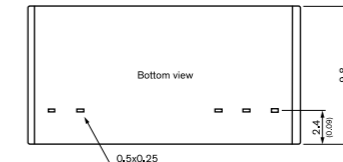
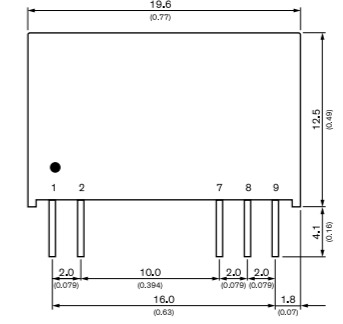
- Semi-regulated output (load)
- Industry standard pinout
- High efficiency up to 87%
- I/O isolation voltage 3000 VDC
- Operationally reliable up to 5000m altitude
- Operating temperature range -40°C to +85°C
- 3-year product warranty

Model	Input Voltage Range	Output		Efficiency
		Vnom	I _{max}	
TRV 1-0511	5 VDC ± 10%	5 VDC	200 mA	84 %
TRV 1-0519		9 VDC	110 mA	86.5 %
TRV 1-0512		12 VDC	84 mA	87 %
TRV 1-0513		15 VDC	67 mA	87.5 %
TRV 1-1211	12 VDC ± 10%	5 VDC	200 mA	84 %
TRV 1-1219		9 VDC	110 mA	86 %
TRV 1-1212		12 VDC	84 mA	88 %
TRV 1-1213		15 VDC	67 mA	88 %
TRV 1-2411	24 VDC ± 10%	5 VDC	200 mA	84 %
TRV 1-2419		9 VDC	110 mA	86.5 %
TRV 1-2412		12 VDC	84 mA	87.5 %
TRV 1-2413		15 VDC	67 mA	87.5 %

TRV 1M

NEW - under development

1 Watt



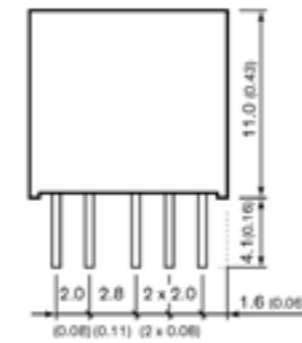
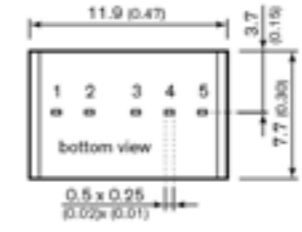
Pinout / Connection		
Pin	Single Output	Dual Output
1	+Vin	+Vin
2	-Vin	-Vin
7	-Vout	-Vout
8	No pin	Common
9	+Vout	+Vout

- Semi regulation
- Medical safety approval (2x MOPP)
- 5000 VAC I/O-isolation (reinforced)
- Operating temperature: -40°C to 95°C w/o derating
- ±10% Input 5 to 24 VDC
- 3.3 to 15 VDC output voltage
- 19.6 x 9.8 x 12.5 mm

Model	Input	Vout	I _{out}	Efficiency
TRV 1-0510M	5 ± 10 VDC	3.3 VDC	303 mA	80 %
TRV 1-0511M		5 VDC	200 mA	82 %
TRV 1-0512M		12 VDC	83 mA	85 %
TRV 1-0513M		15 VDC	67 mA	84 %
TRV 1-0521M		±5 VDC	±100 mA	85 %
TRV 1-0522M	±12 VDC	±42 mA	85 %	
TRV 1-0523M	±15 VDC	±34 mA	84 %	
TRV 1-1210M	12 ± 20 VDC	3.3 VDC	303 mA	80 %
TRV 1-1211M		5 VDC	200 mA	82 %
TRV 1-1212M		12 VDC	83 mA	84 %
TRV 1-1213M		15 VDC	67 mA	83 %
TRV 1-1221M		±5 VDC	±100 mA	82 %
TRV 1-1222M		±12 VDC	±42 mA	83 %
TRV 1-1223M	±15 VDC	±34 mA	83 %	
TRV 1-1510M	15 ± 20 VDC	3.3 VDC	303 mA	79 %
TRV 1-1511M		5 VDC	200 mA	83 %
TRV 1-1512M		12 VDC	83 mA	84 %
TRV 1-1513M		15 VDC	67 mA	84 %
TRV 1-1521M		±5 VDC	±100 mA	82 %
TRV 1-1522M		±12 VDC	±42 mA	83 %
TRV 1-1523M	±15 VDC	±34 mA	83 %	
TRV 1-2410M	24 ± 20 VDC	3.3 VDC	303 mA	78 %
TRV 1-2411M		5 VDC	200 mA	82 %
TRV 1-2412M		12 VDC	83 mA	83 %
TRV 1-2413M		15 VDC	67 mA	83 %
TRV 1-2421M		±5 VDC	±100 mA	80 %
TRV 1-2422M		±12 VDC	±42 mA	81 %
TRV 1-2423M	±15 VDC	±34 mA	81 %	

TRN 1

1 Watt



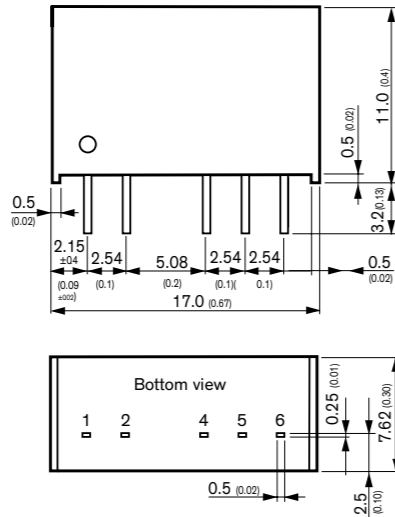
Pinout		
Pin	Single	Dual
1	-Vin (GND)	-Vin (GND)
2	+Vin (Vcc)	+Vin (Vcc)
3	+Vout	+Vout
4	no pin	common
5	-Vout	-Vout

- Compact SIP package 11,9 x 7,7 x 11,0 mm
- Fully regulated outputs
- Input Voltage range 4.5-13.2, 9-18, 18-36, 36-75 VDC
- I/O-isolation 1600 VDC
- Operating temperature range -40°C to +90°C without derating
- Short circuit protection
- 3-year product warranty
- Designed to meet UL 62368-1 (UL 60950-1)

Model	Input Voltage Range	Output		Efficiency
		Vnom	I _{max}	
TRN 1-0510	4.5 – 13.2 VDC (9 VDC nominal)	3.3 VDC	300 mA	77 %
TRN 1-0511		5.0 VDC	200 mA	79 %
TRN 1-0512		12 VDC	90 mA	81 %
TRN 1-0513		15 VDC	70 mA	82 %
TRN 1-0515		24 VDC	45 mA	83 %
TRN 1-0521	± 5.0 VDC	±100 mA	79 %	
TRN 1-0522	±12 VDC	±45 mA	83 %	
TRN 1-0523	±15 VDC	±35 mA	80 %	
TRN 1-1210	9 – 18 VDC (12 VDC nominal)	3.3 VDC	300 mA	77 %
TRN 1-1211		5.0 VDC	200 mA	80 %
TRN 1-1212		12 VDC	90 mA	81 %
TRN 1-1213		15 VDC	70 mA	83 %
TRN 1-1215		24 VDC	45 mA	83 %
TRN 1-1221		± 5.0 VDC	±100 mA	79 %
TRN 1-1222	±12 VDC	±45 mA	83 %	
TRN 1-1223	±15 VDC	±35 mA	80 %	
TRN 1-2410	18 – 36 VDC (24 VDC nominal)	3.3 VDC	300 mA	77 %
TRN 1-2411		5.0 VDC	200 mA	81 %
TRN 1-2412		12 VDC	90 mA	82 %
TRN 1-2413		15 VDC	70 mA	83 %
TRN 1-2415		24 VDC	45 mA	82 %
TRN 1-2421		± 5.0 VDC	±100 mA	79 %
TRN 1-2422	±12 VDC	±45 mA	82 %	
TRN 1-2423	±15 VDC	±35 mA	80 %	
TRN 1-4810	36 – 75 VDC (48 VDC nominal)	3.3 VDC	300 mA	77 %
TRN 1-4811		5.0 VDC	200 mA	78 %
TRN 1-4812		12 VDC	90 mA	80 %
TRN 1-4813		15 VDC	70 mA	81 %
TRN 1-4815		24 VDC	45 mA	81 %
TRN 1-4821		± 5.0 VDC	±100 mA	78 %
TRN 1-4822		±12 VDC	±45 mA	81 %
TRN 1-4823		±15 VDC	±35 mA	79 %

TMR 1

1 Watt



- Wide 2:1 input voltage range
- Compact SIP-6 package
- Fully regulated outputs
- Cost optimised design
- No minimum load required
- Continuous short circuit protection
- Temperature range -40°C to +95°C
- I/O isolation 1500 VDC
- 3-year product warranty

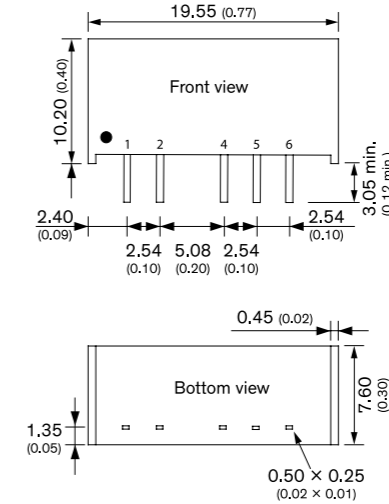
Pinout		
Pin	Single Output	Dual Output
1	-Vin (GND)	-Vin (GND)
2	+Vin (Vcc)	+Vin (Vcc)
4	+Vout	+Vout
5	No pin	Common
6	-Vout	-Vout

Model	Input Voltage Range	Output		Efficiency
		Vnom	I _{max}	
TMR 1-0511	4.5 - 9 VDC (5 VDC nom.)	5 VDC	200 mA	76 %
TMR 1-0512		12 VDC	83 mA	77 %
TMR 1-0513		15 VDC	67 mA	79 %
TMR 1-0515		24 VDC	42 mA	76 %
TMR 1-0522		+12 VDC	42 mA	77 %
TMR 1-0523	+15 VDC	33 mA	78 %	
TMR 1-1211	9 - 18 VDC (12 VDC nom.)	5 VDC	200 mA	77 %
TMR 1-1212		12 VDC	83 mA	77 %
TMR 1-1213		15 VDC	67 mA	80 %
TMR 1-1215		24 VDC	42 mA	77 %
TMR 1-1222		+12 VDC	42 mA	79 %
TMR 1-1223	+15 VDC	33 mA	78 %	
TMR 1-2411	18 - 36 VDC (24 VDC nom.)	5 VDC	200 mA	77 %
TMR 1-2412		12 VDC	83 mA	80 %
TMR 1-2413		15 VDC	67 mA	80 %
TMR 1-2415		24 VDC	42 mA	77 %
TMR 1-2422		+12 VDC	42 mA	80 %
TMR 1-2423	+15 VDC	33 mA	80 %	
TMR 1-4811	36 - 75 VDC (48 VDC nom.)	5 VDC	200 mA	77 %
TMR 1-4812		12 VDC	83 mA	78 %
TMR 1-4813		15 VDC	67 mA	78 %
TMR 1-4815		24 VDC	42 mA	76 %
TMR 1-4822		+12 VDC	42 mA	79 %
TMR 1-4823	+15 VDC	33 mA	79 %	

TBA 2

NEW!

2 Watt



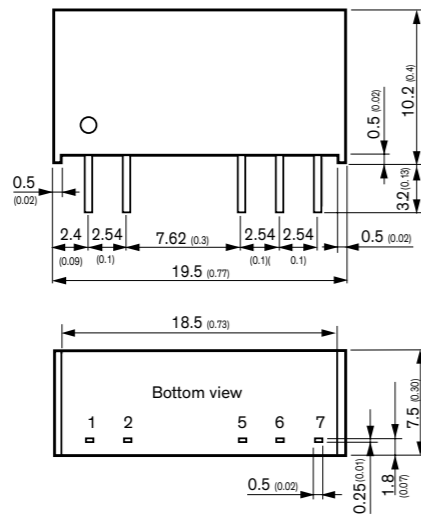
- Continuous short circuit protection
- I/O isolation: 1500 VDC
- Operating temperature range -40 to +80 °C without derating
- Input voltage ranges (±10%): 5, 12, 24 VDC
- High efficiency up to 84%
- SIP-7 package
- Unregulated outputs
- 3-year product warranty

Pinout		
Pin	Single	Dual
1	+Vin (Vcc)	+Vin (Vcc)
2	-Vin (GND)	-Vin (GND)
4	-Vout	-Vout
5	No pin	Common
6	+Vout	+Vout

Model	Input Voltage Range	Output		Efficiency
		Vnom	I _{max}	
TBA 2-0511	4.5 - 5.5 VDC (5 VDC nom.)	5 VDC	400 mA	78 %
TBA 2-0512		12 VDC	165 mA	82 %
TBA 2-0513		15 VDC	130 mA	82 %
TBA 2-0521		±5 VDC	200 mA	79 %
TBA 2-0522		±12 VDC	80 mA	82 %
TBA 2-0523	±15 VDC	65 mA	82 %	
TBA 2-1211	10.8 - 13.2 VDC (12 VDC nom.)	5 VDC	400 mA	79 %
TBA 2-1212		12 VDC	165 mA	82 %
TBA 2-1213		15 VDC	130 mA	84 %
TBA 2-1221		±5 VDC	200 mA	79 %
TBA 2-1222		±12 VDC	80 mA	83 %
TBA 2-1223	±15 VDC	65 mA	84 %	
TBA 2-2411	21.6 - 26.4 VDC (24 VDC nom.)	5 VDC	400 mA	78 %
TBA 2-2412		12 VDC	165 mA	84 %
TBA 2-2413		15 VDC	130 mA	84 %
TBA 2-2421		±5 VDC	200 mA	80 %
TBA 2-2422		±12 VDC	80 mA	84 %
TBA 2-2423	±15 VDC	65 mA	84 %	

TMV 2HI

2 Watt



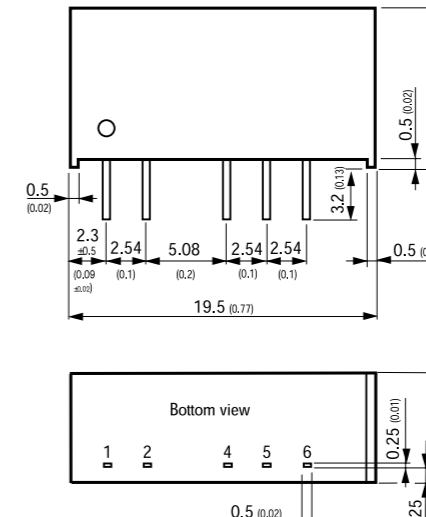
- Ultra compact SIP-7 package
- Very high I/O-isolation 5200 VDC (5700 Vpk)
- Unregulated device
- Dedicated for IGBT applications
- Operating temperature range -40°C to +85°C
- Industry standard pinout
- 3-year product warranty

Pinout		
Pin	Single	Dual
1	+Vin (Vcc)	+Vin (Vcc)
2	-Vin (GND)	-Vin (GND)
5	-Vout	-Vout
6	No pin	Common
7	+Vout	+Vout

Model	Input Voltage Range	Output		Efficiency
		Vnom	I _{max}	
TMV 2-0503SHI	5 VDC ±10 %	3.3 VDC	500 mA	74 %
TMV 2-0505SHI		5.0 VDC	400 mA	80 %
TMV 2-0509SHI		9.0 VDC	222 mA	81 %
TMV 2-0512SHI		12 VDC	168 mA	82 %
TMV 2-0515SHI		15 VDC	132 mA	79 %
TMV 2-0505DHI		±5.0 VDC	±200 mA	78 %
TMV 2-0509DHI		±9.0 VDC	±112 mA	80 %
TMV 2-0512DHI		±12 VDC	±84 mA	80 %
TMV 2-0515DHI		±15 VDC	±66 mA	79 %
TMV 2-05159HI		+15/-9 VDC	+66/-110 mA	80 %
TMV 2-1203SHI	12 VDC ±10 %	3.3 VDC	500 mA	76 %
TMV 2-1205SHI		5.0 VDC	400 mA	79 %
TMV 2-1209SHI		9.0 VDC	222 mA	81 %
TMV 2-1212SHI		12 VDC	168 mA	83 %
TMV 2-1215SHI		15 VDC	132 mA	82 %
TMV 2-1205DHI		±5.0 VDC	±200 mA	79 %
TMV 2-1209DHI		±9.0 VDC	±112 mA	81 %
TMV 2-1212DHI		±12 VDC	±84 mA	82 %
TMV 2-1215DHI		±15 VDC	±66 mA	83 %
TMV 2-12159HI		+15/-9 VDC	+66/-110 mA	81 %
TMV 2-1503SHI	15 VDC ±10 %	3.3 VDC	500 mA	77 %
TMV 2-1505SHI		5.0 VDC	400 mA	79 %
TMV 2-1509SHI		9.0 VDC	222 mA	83 %
TMV 2-1512SHI		12 VDC	168 mA	83 %
TMV 2-1515SHI		15 VDC	132 mA	85 %
TMV 2-1505DHI		±5.0 VDC	±200 mA	81 %
TMV 2-1509DHI		±9.0 VDC	±112 mA	84 %
TMV 2-1512DHI		±12 VDC	±84 mA	82 %
TMV 2-1515DHI		±15 VDC	±66 mA	82 %
TMV 2-15159HI		+15/-9 VDC	+66/-110 mA	83 %
TMV 2-2403SHI	24 VDC ±10 %	3.3 VDC	500 mA	76 %
TMV 2-2405SHI		5.0 VDC	400 mA	77 %
TMV 2-2409SHI		9.0 VDC	222 mA	81 %
TMV 2-2412SHI		12 VDC	168 mA	82 %
TMV 2-2415SHI		15 VDC	132 mA	82 %
TMV 2-2405DHI		±5.0 VDC	±200 mA	77 %
TMV 2-2409DHI		±9.0 VDC	±112 mA	81 %
TMV 2-2412DHI		±12 VDC	±84 mA	81 %
TMV 2-2415DHI		±15 VDC	±66 mA	80 %
TMV 2-24159HI		+15/-9 VDC	+66/-110 mA	81 %

TMH

2 Watt



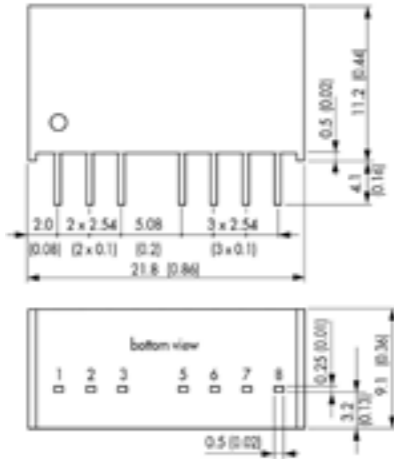
- Single-in-line package (SIP)
- Fully SMD-design
- Isolated single and dual output
- I/O isolation 1000 VDC
- Unregulated device
- High efficiency up to 83%
- Industry standard pinout
- 100% burn-in (8 h)
- Lead free design, RoHS compliant
- 3-year product warranty

Pinout		
Pin	Single	Dual
1	+Vin (Vcc)	+Vin (Vcc)
2	-Vin (GND)	-Vin (GND)
4	-Vout	-Vout
5	No pin	Common
6	+Vout	+Vout

Model	Input Voltage Range	Output		Efficiency
		Vnom	I _{max}	
TMH 0505S	5 VDC ±10%	5 VDC	400 mA	76 %
TMH 0512S		12 VDC	165 mA	80 %
TMH 0515S		15 VDC	133 mA	80 %
TMH 0505D		±5 VDC	±200 mA	77 %
TMH 0512D		±12 VDC	±83 mA	79 %
TMH 0515D	±15 VDC	±66 mA	79 %	
TMH 1205S	12 VDC ±10%	5 VDC	400 mA	78 %
TMH 1212S		12 VDC	165 mA	82 %
TMH 1215S		15 VDC	133 mA	83 %
TMH 1205D		±5 VDC	±200 mA	79 %
TMH 1212D		±12 VDC	±83 mA	82 %
TMH 1215D	±15 VDC	±66 mA	82 %	
TMH 2405S	24 VDC ±10%	5 VDC	400 mA	77 %
TMH 2412S		12 VDC	165 mA	81 %
TMH 2415S		15 VDC	133 mA	82 %
TMH 2405D		±5 VDC	±200 mA	79 %
TMH 2412D		±12 VDC	±83 mA	81 %
TMH 2415D	±15 VDC	±66 mA	82 %	

TEC 2

2 Watt



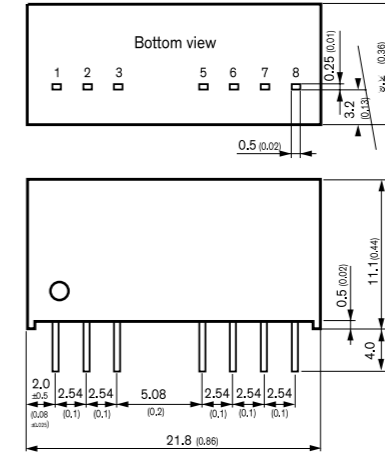
- Compact SIP-8 package
- I/O-isolation voltage 1600 VDC
- Fully regulated outputs
- Operating temperature range -40°C to +95°C
- Short circuit protection
- Remote On/Off
- 3-year product warranty
- Designed to meet UL 62368-1 (UL 60950-1)

Pinout		
Pin	Single	Dual
1	-Vin (GND)	-Vin (GND)
2	+Vin (VCC)	+Vin (VCC)
3	On/Off	On/Off
5	NC	NC
6	+Vout	+Vout
7	-Vout	Common
8	NC	-Vout

Model	Input Voltage Range	Vnom	I _{max}	Efficiency
TEC 2-0910	4.5 - 13.2 VDC (9 VDC nominal)	3.3 VDC	500 mA	78 %
TEC 2-0911		5.0 VDC	400 mA	81 %
TEC 2-0919		9.0 VDC	222 mA	84 %
TEC 2-0912		12 VDC	167 mA	84 %
TEC 2-0913		15 VDC	134 mA	84 %
TEC 2-0915		24 VDC	83 mA	85 %
TEC 2-0921		±5.0 VDC	±200 mA	81 %
TEC 2-0922		±12 VDC	±83 mA	85 %
TEC 2-0923		±15 VDC	±67 mA	84 %
TEC 2-1210	9 - 18 VDC (12 VDC nominal)	3.3 VDC	500 mA	78 %
TEC 2-1211		5.0 VDC	400 mA	82 %
TEC 2-1219		9.0 VDC	222 mA	84 %
TEC 2-1212		12 VDC	167 mA	85 %
TEC 2-1213		15 VDC	134 mA	85 %
TEC 2-1215		24 VDC	83 mA	85 %
TEC 2-1221	±5.0 VDC	±200 mA	82 %	
TEC 2-1222	±12 VDC	±83 mA	85 %	
TEC 2-1223	±15 VDC	±67 mA	84 %	
TEC 2-2410	18 - 36 VDC (24 VDC nominal)	3.3 VDC	500 mA	78 %
TEC 2-2411		5.0 VDC	400 mA	83 %
TEC 2-2419		9.0 VDC	222 mA	85 %
TEC 2-2412		12 VDC	167 mA	86 %
TEC 2-2413		15 VDC	134 mA	85 %
TEC 2-2415		24 VDC	83 mA	85 %
TEC 2-2421		±5.0 VDC	±200 mA	83 %
TEC 2-2422		±12 VDC	±83 mA	85 %
TEC 2-2423		±15 VDC	±67 mA	86 %
TEC 2-4810	36 - 75 VDC (48 VDC nominal)	3.3 VDC	500 mA	76 %
TEC 2-4811		5.0 VDC	400 mA	80 %
TEC 2-4819		9.0 VDC	222 mA	82 %
TEC 2-4812		12 VDC	167 mA	84 %
TEC 2-4813		15 VDC	134 mA	85 %
TEC 2-4815		24 VDC	83 mA	85 %
TEC 2-4821		±5.0 VDC	±200 mA	80 %
TEC 2-4822		±12 VDC	±83 mA	85 %
TEC 2-4823		±15 VDC	±67 mA	83 %

TMR 2

2 Watt



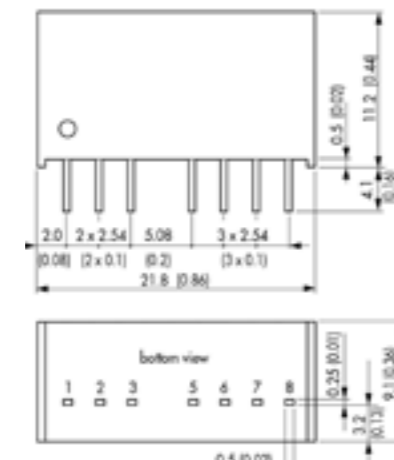
- Wide 2:1 input voltage range
- Compact SIP-8 package
- Small footprint
- Remote On/Off control
- Temperature range -40° to +85°C
- High efficiency
- Excellent load and line regulation
- Indefinite short-circuit protection
- I/O isolation 1500 VDC
- 3-year product warranty

Pinout		
Pin	Single Output	Dual Output
1	-Vin (GND)	-Vin (GND)
2	+Vin (Vcc)	+Vin (Vcc)
3	Remote	Remote
5	NC	NC
6	+Vout	+Vout
7	-Vout	Common
8	NC	-Vout

Model	Input Voltage Range	Vnom	I _{max}	Efficiency	
TMR 0510	4.5 - 9 VDC (5 VDC nom.)	3.3 VDC	500 mA	76 %	
TMR 0511		5 VDC	400 mA	80 %	
TMR 0512		12 VDC	167 mA	81 %	
TMR 0521		+5 VDC	200 mA	79 %	
TMR 0522		+12 VDC	83 mA	82 %	
TMR 0523	+15 VDC	67 mA	81 %		
TMR 1210	9 - 18 VDC (12 VDC nom.)	3.3 VDC	500 mA	77 %	
TMR 1211		5 VDC	400 mA	81 %	
TMR 1212		12 VDC	167 mA	83 %	
TMR 1221		+5 VDC	200 mA	81 %	
TMR 1222		+12 VDC	83 mA	83 %	
TMR 1223		+15 VDC	67 mA	84 %	
TMR 2410	18 - 36 VDC (24 VDC nom.)	3.3 VDC	500 mA	78 %	
TMR 2411		5 VDC	400 mA	81 %	
TMR 2412		12 VDC	167 mA	83 %	
TMR 2421		+5 VDC	200 mA	80 %	
TMR 2422		+12 VDC	83 mA	83 %	
TMR 2423		+15 VDC	67 mA	82 %	
TMR 4810		36 - 75 VDC (48 VDC nom.)	3.3 VDC	500 mA	76 %
TMR 4811			5 VDC	400 mA	78 %
TMR 4812			12 VDC	167 mA	83 %
TMR 4821	+5 VDC		200 mA	80 %	
TMR 4822	+12 VDC		83 mA	81 %	
TMR 4823	+15 VDC		67 mA	81 %	

TEC 2WI

2 Watt



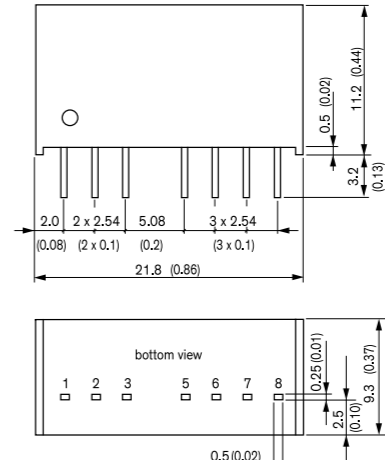
- Compact SIP-8 package
- I/O-isolation voltage 1600 VDC
- Ultra-wide 4:1 input voltage range
- Fully regulated outputs
- Operating temperature range -40°C to +93°C
- Continuous short circuit protection
- Remote On/Off
- 3-year product warranty
- Designed to meet UL 62368-1 (UL 60950-1)

Pinout		
Pin	Single	Dual
1	-Vin (GND)	-Vin (GND)
2	+Vin (VCC)	+Vin (VCC)
3	On/Off	On/Off
5	NC	NC
6	+Vout	+Vout
7	-Vout	Common
8	NC	-Vout

Model	Input Voltage Range	Vnom	I _{max}	Efficiency
TEC 2-1210WI	4.5 - 18 VDC (12 VDC nominal)	3.3 VDC	500 mA	75 %
TEC 2-1211WI		5.0 VDC	400 mA	80 %
TEC 2-1219WI		9.0 VDC	222 mA	81 %
TEC 2-1212WI		12 VDC	167 mA	81 %
TEC 2-1213WI		15 VDC	134 mA	82 %
TEC 2-1215WI		24 VDC	83 mA	82 %
TEC 2-1221WI		±5.0 VDC	±200 mA	80 %
TEC 2-1222WI		±12 VDC	±83 mA	82 %
TEC 2-1223WI		±15 VDC	±67 mA	81 %
TEC 2-2410WI	9 - 36 VDC (24 VDC nominal)	3.3 VDC	500 mA	76 %
TEC 2-2411WI		5.0 VDC	400 mA	80 %
TEC 2-2419WI		9.0 VDC	222 mA	80 %
TEC 2-2412WI		12 VDC	167 mA	82 %
TEC 2-2413WI		15 VDC	134 mA	82 %
TEC 2-2415WI		24 VDC	83 mA	82 %
TEC 2-2421WI		±5.0 VDC	±200 mA	79 %
TEC 2-2422WI		±12 VDC	±83 mA	82 %
TEC 2-2423WI		±15 VDC	±67 mA	80 %
TEC 2-4810WI	18 - 75 VDC (48 VDC nominal)	3.3 VDC	500 mA	74 %
TEC 2-4811WI		5.0 VDC	400 mA	79 %
TEC 2-4819WI		9.0 VDC	222 mA	81 %
TEC 2-4812WI		12 VDC	167 mA	82 %
TEC 2-4813WI		15 VDC	134 mA	81 %
TEC 2-4815WI		24 VDC	83 mA	81 %
TEC 2-4821WI		±5.0 VDC	±200 mA	79 %
TEC 2-4822WI		±12 VDC	±83 mA	81 %
TEC 2-4823WI		±15 VDC	±67 mA	81 %

TMR 2WIN

2 Watt



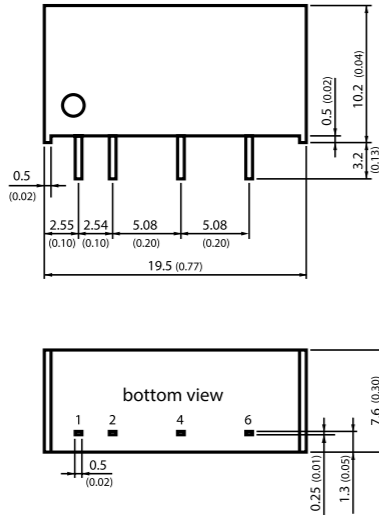
- Ultra-wide 4:1 input range
- Compact SIP-8 package
- Temperature range -40 to +90°C (up to +75°C at full load)
- High efficiency of 82%
- Excellent load and line regulation
- Continuous short-circuit protection
- Overload protection
- I/O isolation 1500 VDC
- Remote On/Off control
- 3-year product warranty

Pinout		
Pin	Single Output	Dual Output
1	-Vin (GND)	-Vin (GND)
2	+Vin (Vcc)	+Vin (Vcc)
3	Remote	Remote
5	NC	NC
6	+Vout	+Vout
7	-Vout	Common
8	NC	-Vout

Model	Input Voltage Range	Vnom	I _{max}	Efficiency	
TMR 2-1210WIN	4.5 - 18 VDC (12 VDC nom.)	3.3 VDC	500 mA	75 %	
TMR 2-1211WIN		5 VDC	400 mA	80 %	
TMR 2-1212WIN		12 VDC	167 mA	82 %	
TMR 2-1213WIN		15 VDC	134 mA	82 %	
TMR 2-1221WIN		+5 VDC	200 mA	80 %	
TMR 2-1222WIN	+12 VDC	83 mA	82 %		
TMR 2-1223WIN	+15 VDC	67 mA	82 %		
TMR 2-2410WIN	9 - 36 VDC (24 VDC nom.)	3.3 VDC	500 mA	75 %	
TMR 2-2411WIN		5 VDC	400 mA	80 %	
TMR 2-2412WIN		12 VDC	167 mA	82 %	
TMR 2-2413WIN		15 VDC	134 mA	82 %	
TMR 2-2421WIN		+5 VDC	200 mA	80 %	
TMR 2-2422WIN		+12 VDC	83 mA	82 %	
TMR 2-2423WIN		+15 VDC	67 mA	82 %	
TMR 2-4810WIN		18 - 75 VDC (48 VDC nom.)	3.3 VDC	500 mA	74 %
TMR 2-4811WIN			5 VDC	400 mA	80 %
TMR 2-4812WIN	12 VDC		167 mA	82 %	
TMR 2-4813WIN	15 VDC		134 mA	82 %	
TMR 2-4821WIN	+5 VDC		200 mA	80 %	
TMR 2-4822WIN	+12 VDC		83 mA	82 %	
TMR 2-4823WIN	+15 VDC		67 mA	82 %	

TRA 3

3 Watt



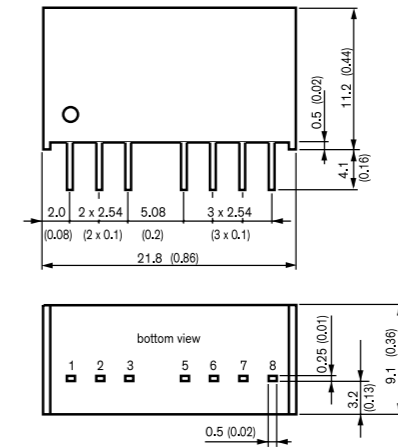
- Semi-regulated output (load)
- Highest power density 3W SIP-Converter
- Industry standard pinout
- High efficiency up to 89%
- I/O isolation voltage 1000 VDC
- Operating temperature range -40°C to +95°C
- 3-year product warranty

Pinout	
Pin	Function
1	+Vin (Vcc)
2	-Vin (GND)
4	-Vout
6	+Vout

Model	Input Voltage Range	Output Vnom	Imax	Efficiency
TRA 3-0511	5 VDC ±10%	5 VDC	600 mA	83 %
TRA 3-0519		9 VDC	333 mA	87 %
TRA 3-0512		12 VDC	250 mA	85.5 %
TRA 3-0513		15 VDC	200 mA	87.5 %
TRA 3-1211	12 VDC ±10%	5 VDC	600 mA	84 %
TRA 3-1219		9 VDC	333 mA	87.5 %
TRA 3-1212		12 VDC	250 mA	88 %
TRA 3-1213		15 VDC	200 mA	89 %
TRA 3-2411	24 VDC ±10%	5 VDC	600 mA	82 %
TRA 3-2419		9 VDC	333 mA	85 %
TRA 3-2412		12 VDC	250 mA	85.5 %
TRA 3-2413		15 VDC	200 mA	85 %

TEC 3

3 Watt



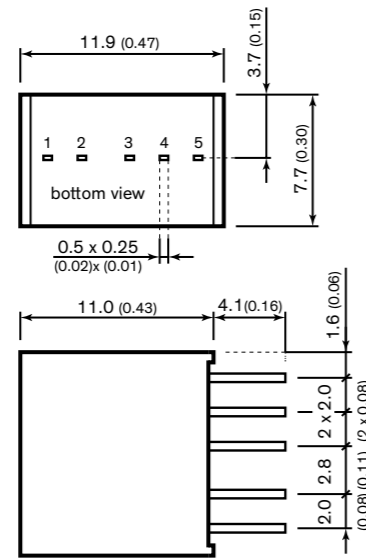
- Compact SIP-8 package
- I/O-isolation 1600 VDC
- Fully regulated outputs
- Operating temperature range -40°C to +90°C
- Short circuit protection
- Remote On/Off
- 3-year product warranty
- Designed to meet UL 62368-1 (UL 60950-1)

Pinout		
Pin	Single	Dual
1	-Vin (GND)	-Vin (GND)
2	+Vin (VCC)	+Vin (VCC)
3	On/Off	On/Off
5	NC	NC
6	+Vout	+Vout
7	-Vout	Common
8	NC	-Vout

Model	Input Voltage Range	Output Vnom	Imax	Efficiency
TEC 3-0910	4.5 - 13.2 VDC (9 VDC nominal)	3.3 VDC	700 mA	75 %
TEC 3-0911		5.0 VDC	600 mA	78 %
TEC 3-0919		9.0 VDC	333 mA	81 %
TEC 3-0912		12 VDC	250 mA	83 %
TEC 3-0913		15 VDC	200 mA	84 %
TEC 3-0915		24 VDC	125 mA	82 %
TEC 3-0921		±5.0 VDC	±300 mA	79 %
TEC 3-0922		±12 VDC	±125 mA	82 %
TEC 3-0923		±15 VDC	±100 mA	82 %
TEC 3-1210	9 - 18 VDC (12 VDC nominal)	3.3 VDC	700 mA	77 %
TEC 3-1211		5.0 VDC	600 mA	81 %
TEC 3-1219		9.0 VDC	333 mA	82 %
TEC 3-1212		12 VDC	250 mA	84 %
TEC 3-1213		15 VDC	200 mA	85 %
TEC 3-1215		24 VDC	125 mA	85 %
TEC 3-1221	±5.0 VDC	±300 mA	81 %	
TEC 3-1222	±12 VDC	±125 mA	85 %	
TEC 3-1223	±15 VDC	±100 mA	83 %	
TEC 3-2410	18 - 36 VDC (24 VDC nominal)	3.3 VDC	700 mA	77 %
TEC 3-2411		5.0 VDC	600 mA	82 %
TEC 3-2419		9.0 VDC	333 mA	83 %
TEC 3-2412		12 VDC	250 mA	85 %
TEC 3-2413		15 VDC	200 mA	86 %
TEC 3-2415		24 VDC	125 mA	84 %
TEC 3-2421	±5.0 VDC	±300 mA	82 %	
TEC 3-2422	±12 VDC	±125 mA	84 %	
TEC 3-2423	±15 VDC	±100 mA	85 %	
TEC 3-4810	36 - 75 VDC (48 VDC nominal)	3.3 VDC	700 mA	75 %
TEC 3-4811		5.0 VDC	600 mA	80 %
TEC 3-4819		9.0 VDC	333 mA	82 %
TEC 3-4812		12 VDC	250 mA	84 %
TEC 3-4813		15 VDC	200 mA	85 %
TEC 3-4815		24 VDC	125 mA	86 %
TEC 3-4821		±5.0 VDC	±300 mA	80 %
TEC 3-4822		±12 VDC	±125 mA	86 %
TEC 3-4823		±15 VDC	±100 mA	83 %

TRN 3

3 Watt



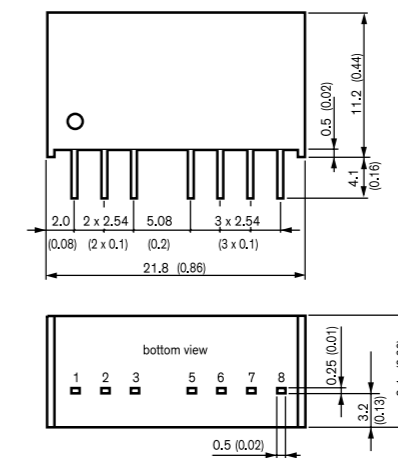
- Compact SIP package 11,9 x 7,7 x 11,0 mm
- Fully regulated outputs
- Input Voltage range 4.5-13.2, 9-18, 18-36, 36-75 VDC
- I/O-isolation 1600 VDC
- Operating temperature range -40°C to +85°C
- Short circuit protection
- 3-year product warranty
- Designed to meet UL 62368-1 (UL 60950-1)

Pinout		
Pin	Single	Dual
1	-Vin (GND)	-Vin (GND)
2	+Vin (Vcc)	+Vin (Vcc)
3	+Vout	+Vout
4	no pin	common
5	-Vout	-Vout

Model	Input Voltage Range	Output Vnom	Imax	Efficiency
TRN 3-0510	4.5 - 13.2 VDC (9 VDC nominal)	3.3 VDC	700 mA	75 %
TRN 3-0511		5.0 VDC	600 mA	78 %
TRN 3-0512		12 VDC	250 mA	82 %
TRN 3-0513		15 VDC	200 mA	80 %
TRN 3-0515		24 VDC	125 mA	80 %
TRN 3-0521		±5.0 VDC	±300 mA	77 %
TRN 3-0522	±12 VDC	±125 mA	80 %	
TRN 3-0523	±15 VDC	±100 mA	80 %	
TRN 3-1210	9 - 18 VDC (12 VDC nominal)	3.3 VDC	700 mA	76 %
TRN 3-1211		5.0 VDC	600 mA	79 %
TRN 3-1212		12 VDC	250 mA	84 %
TRN 3-1213		15 VDC	200 mA	83 %
TRN 3-1215		24 VDC	125 mA	82 %
TRN 3-1221		±5.0 VDC	±300 mA	78 %
TRN 3-1222	±12 VDC	±125 mA	82 %	
TRN 3-1223	±15 VDC	±100 mA	81 %	
TRN 3-2410	18 - 36 VDC (24 VDC nominal)	3.3 VDC	700 mA	76 %
TRN 3-2411		5.0 VDC	600 mA	78 %
TRN 3-2412		12 VDC	250 mA	84 %
TRN 3-2413		15 VDC	200 mA	84 %
TRN 3-2415		24 VDC	125 mA	83 %
TRN 3-2421		±5.0 VDC	±300 mA	79 %
TRN 3-2422	±12 VDC	±125 mA	83 %	
TRN 3-2423	±15 VDC	±100 mA	82 %	
TRN 3-4810	36 - 75 VDC (48 VDC nominal)	3.3 VDC	700 mA	75 %
TRN 3-4811		5.0 VDC	600 mA	79 %
TRN 3-4812		12 VDC	250 mA	83 %
TRN 3-4813		15 VDC	200 mA	83 %
TRN 3-4815		24 VDC	125 mA	82 %
TRN 3-4821		±5.0 VDC	±300 mA	77 %
TRN 3-4822		±12 VDC	±125 mA	82 %
TRN 3-4823		±15 VDC	±100 mA	80 %

TEC 3WI

3 Watt



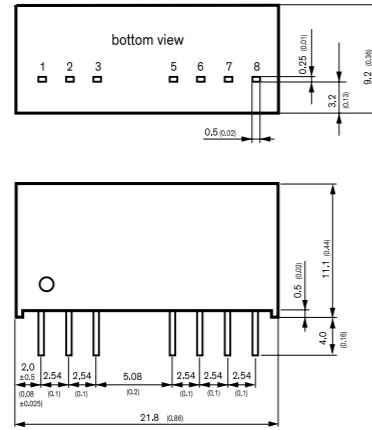
- Compact SIP-8 package
- I/O-isolation 1600 VDC
- Ultra-wide 4:1 input voltage range
- Fully regulated outputs
- Operating temperature range -40°C to +90°C
- Short circuit protection
- Remote On/Off
- 3-year product warranty
- Designed to meet UL 62368-1 (UL 60950-1)

Pinout		
Pin	Single	Dual
1	-Vin (GND)	-Vin (GND)
2	+Vin (VCC)	+Vin (VCC)
3	On/Off	On/Off
5	NC	NC
6	+Vout	+Vout
7	-Vout	Common
8	NC	-Vout

Model	Input Voltage Range	Output Vnom	Imax	Efficiency
TEC 3-1210WI	4.5 - 18 VDC (12 VDC nominal)	3.3 VDC	700 mA	75 %
TEC 3-1211WI		5.0 VDC	600 mA	79 %
TEC 3-1219WI		9.0 VDC	333 mA	81 %
TEC 3-1212WI		12 VDC	250 mA	82 %
TEC 3-1213WI		15 VDC	200 mA	83 %
TEC 3-1215WI		24 VDC	125 mA	82 %
TEC 3-1221WI		±5.0 VDC	±300 mA	80 %
TEC 3-1222WI		±12 VDC	±125 mA	82 %
TEC 3-1223WI		±15 VDC	±100 mA	81 %
TEC 3-2410WI	9 - 36 VDC (24 VDC nominal)	3.3 VDC	700 mA	76 %
TEC 3-2411WI		5.0 VDC	600 mA	80 %
TEC 3-2419WI		9.0 VDC	333 mA	81 %
TEC 3-2412WI		12 VDC	250 mA	83 %
TEC 3-2413WI		15 VDC	200 mA	83 %
TEC 3-2415WI		24 VDC	125 mA	81 %
TEC 3-2421WI	±5.0 VDC	±300 mA	79 %	
TEC 3-2422WI	±12 VDC	±125 mA	81 %	
TEC 3-2423WI	±15 VDC	±100 mA	81 %	
TEC 3-4810WI	18 - 75 VDC (48 VDC nominal)	3.3 VDC	700 mA	74 %
TEC 3-4811WI		5.0 VDC	600 mA	80 %
TEC 3-4819WI		9.0 VDC	333 mA	81 %
TEC 3-4812WI		12 VDC	250 mA	82 %
TEC 3-4813WI		15 VDC	200 mA	83 %
TEC 3-4815WI		24 VDC	125 mA	82 %
TEC 3-4821WI		±5.0 VDC	±300 mA	80 %
TEC 3-4822WI		±12 VDC	±125 mA	82 %
TEC 3-4823WI		±15 VDC	±100 mA	82 %

TMR 3

3 Watt



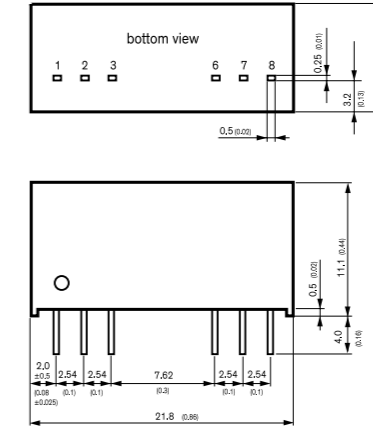
- Wide 2:1 input voltage range
- Fully regulated output voltage
- Compact SIP-8 package
- 1600 VDC I/O isolation (functional insulation)
- Small footprint
- Temperature range -40° to +85°C
- High efficiency up to 85%
- Short-circuit protection
- Remote On/Off control
- 3-year product warranty

Pinout		
Pin	Single Output	Dual Output
1	-Vin (GND)	-Vin (GND)
2	+Vin (Vcc)	+Vin (Vcc)
3	Remote	Remote
5	NC	NC
6	+Vout	+Vout
7	-Vout	Common
8	NC	-Vout

Model	Input Voltage Range	Output Vnom	Imax	Efficiency
TMR 3-0510	4.5 - 9 VDC (5 VDC nom.)	3.3 VDC	700 mA	75 %
TMR 3-0511		5 VDC	600 mA	79 %
TMR 3-0512		12 VDC	250 mA	81 %
TMR 3-0513		15 VDC	200 mA	82 %
TMR 3-0521		+5 VDC	300 mA	78 %
TMR 3-0522	+12 VDC	125 mA	81 %	
TMR 3-0523	+15 VDC	100 mA	81 %	
TMR 3-1210	9 - 18 VDC (12 VDC nom.)	3.3 VDC	700 mA	77 %
TMR 3-1211		5 VDC	600 mA	81 %
TMR 3-1212		12 VDC	250 mA	83 %
TMR 3-1213		15 VDC	200 mA	83 %
TMR 3-1221		+5 VDC	300 mA	82 %
TMR 3-1222	+12 VDC	125 mA	83 %	
TMR 3-1223	+15 VDC	100 mA	83 %	
TMR 3-2410	18 - 36 VDC (24 VDC nom.)	3.3 VDC	700 mA	76 %
TMR 3-2411		5 VDC	600 mA	82 %
TMR 3-2412		12 VDC	250 mA	83 %
TMR 3-2413		15 VDC	200 mA	84 %
TMR 3-2421		+5 VDC	300 mA	80 %
TMR 3-2422	+12 VDC	125 mA	83 %	
TMR 3-2423	+15 VDC	100 mA	85 %	
TMR 3-4810	36 - 75 VDC (48 VDC nom.)	3.3 VDC	700 mA	74 %
TMR 3-4811		5 VDC	600 mA	79 %
TMR 3-4812		12 VDC	250 mA	81 %
TMR 3-4813		15 VDC	200 mA	82 %
TMR 3-4821		+5 VDC	300 mA	79 %
TMR 3-4822	+12 VDC	125 mA	82 %	
TMR 3-4823	+15 VDC	100 mA	83 %	

TMR 3HI

3 Watt



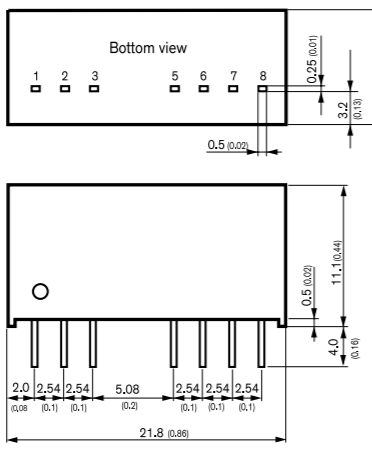
- Wide 2:1 input voltage range
- Fully regulated output voltage
- Compact SIP-8 package
- 3000 VDC I/O isolation (functional insulation)
- Small footprint
- Temperature range -40° to +85°C
- High efficiency up to 85%
- Short-circuit protection
- Remote On/Off control
- 3-year product warranty

Pinout		
Pin	Single Output	Dual Output
1	-Vin (GND)	-Vin (GND)
2	+Vin (Vcc)	+Vin (Vcc)
3	Remote	Remote
6	+Vout	+Vout
7	-Vout	Common
8	NC	-Vout

Model	Input Voltage Range	Output Vnom	Imax	Efficiency
TMR 3-0510HI	4.5 - 9 VDC (5 VDC nom.)	3.3 VDC	700 mA	75 %
TMR 3-0511HI		5 VDC	600 mA	79 %
TMR 3-0512HI		12 VDC	250 mA	81 %
TMR 3-0513HI		15 VDC	200 mA	82 %
TMR 3-0521HI		+5 VDC	300 mA	78 %
TMR 3-0522HI	+12 VDC	125 mA	81 %	
TMR 3-0523HI	+15 VDC	100 mA	81 %	
TMR 3-1210HI	9 - 18 VDC (12 VDC nom.)	3.3 VDC	700 mA	77 %
TMR 3-1211HI		5 VDC	600 mA	81 %
TMR 3-1212HI		12 VDC	250 mA	83 %
TMR 3-1213HI		15 VDC	200 mA	83 %
TMR 3-1221HI		+5 VDC	300 mA	82 %
TMR 3-1222HI	+12 VDC	125 mA	83 %	
TMR 3-1223HI	+15 VDC	100 mA	83 %	
TMR 3-2410HI	18 - 36 VDC (24 VDC nom.)	3.3 VDC	700 mA	76 %
TMR 3-2411HI		5 VDC	600 mA	82 %
TMR 3-2412HI		12 VDC	250 mA	83 %
TMR 3-2413HI		15 VDC	200 mA	84 %
TMR 3-2421HI		+5 VDC	300 mA	80 %
TMR 3-2422HI	+12 VDC	125 mA	83 %	
TMR 3-2423HI	+15 VDC	100 mA	85 %	
TMR 3-4810HI	36 - 75 VDC (48 VDC nom.)	3.3 VDC	700 mA	74 %
TMR 3-4811HI		5 VDC	600 mA	79 %
TMR 3-4812HI		12 VDC	250 mA	81 %
TMR 3-4813HI		15 VDC	200 mA	82 %
TMR 3-4821HI		+5 VDC	300 mA	79 %
TMR 3-4822HI	+12 VDC	125 mA	82 %	
TMR 3-4823HI	+15 VDC	100 mA	83 %	

TMR 3WI

3 Watt



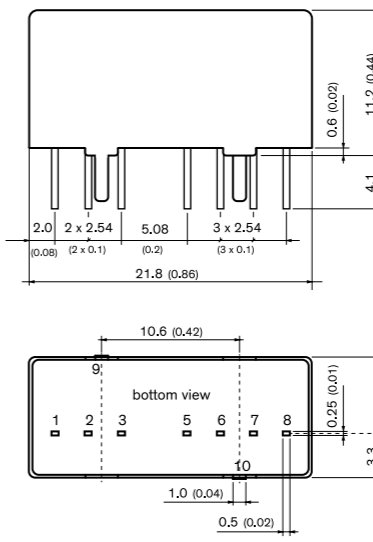
- Highest power density in SIP package
- Ultra wide 4:1 input range
- Small footprint: 21.8 x 9.2 mm
- Temperature range -40° to +85°C
- High efficiency up to 82%
- Excellent load and line regulation
- Short-circuit protection
- I/O isolation 1600 VDC
- Remote On/Off control
- 3-year product warranty

Pinout		
Pin	Single Output	Dual Output
1	-Vin (GND)	-Vin (GND)
2	+Vin (Vcc)	+Vin (Vcc)
3	Remote	Remote
5	NC	NC
6	+Vout	+Vout
7	-Vout	Common
8	NC	-Vout

Model	Input Voltage Range	Output Vnom	Imax	Efficiency
TMR 3-1210WI	4.5 - 18 VDC (12 VDC nom.)	3.3 VDC	700 mA	74 %
TMR 3-1211WI		5 VDC	600 mA	78 %
TMR 3-1212WI		12 VDC	250 mA	80 %
TMR 3-1213WI		15 VDC	200 mA	80 %
TMR 3-1221WI		+5 VDC	300 mA	80 %
TMR 3-1222WI	+12 VDC	125 mA	80 %	
TMR 3-1223WI	+15 VDC	100 mA	80 %	
TMR 3-2410WI	9 - 36 VDC (24 VDC nom.)	3.3 VDC	700 mA	75 %
TMR 3-2411WI		5 VDC	600 mA	80 %
TMR 3-2412WI		12 VDC	250 mA	82 %
TMR 3-2413WI		15 VDC	200 mA	82 %
TMR 3-2421WI		+5 VDC	300 mA	79 %
TMR 3-2422WI	+12 VDC	125 mA	81 %	
TMR 3-2423WI	+15 VDC	100 mA	81 %	
TMR 3-4810WI	18 - 75 VDC (48 VDC nom.)	3.3 VDC	700 mA	74 %
TMR 3-4811WI		5 VDC	600 mA	80 %
TMR 3-4812WI		12 VDC	250 mA	81 %
TMR 3-4813WI		15 VDC	200 mA	81 %
TMR 3-4821WI		+5 VDC	300 mA	79 %
TMR 3-4822WI	+12 VDC	125 mA	81 %	
TMR 3-4823WI	+15 VDC	100 mA	81 %	

TVN 3

3 Watt



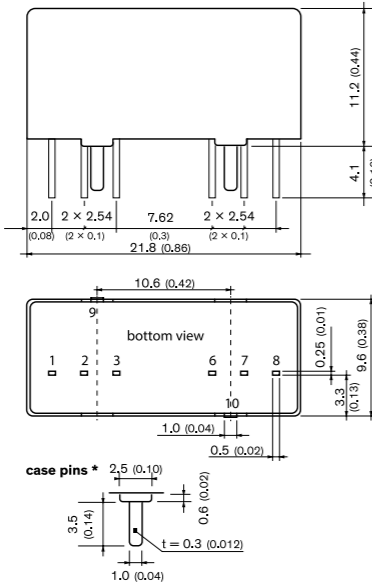
- Ultra low ripple and noise 10 mVp-p typ.
- Compact SIP-8 package
- Fully regulated outputs
- Input Voltage range 4.5-13.2, 9-18, 18-36, 36-75 VDC
- I/O-isolation 1600 VDC
- Operating temperature range -40°C to +90°C
- Short circuit protection
- No minimum load required
- 3-year product warranty

Pinout		
Pin	Single	Dual
1	-Vin (GND)	-Vin (GND)
2	+Vin (Vcc)	+Vin (Vcc)
3	On/Off	On/Off
5	NC	NC
6	+Vout	+Vout
7	-Vout	Common
8	NC	-Vout
9/10	Case	Case

Model	Input Voltage Range	Output Vnom	Imax	Efficiency
TVN 3-0910	4.5 - 13.2 VDC (9 VDC nominal)	3.3 VDC	700 mA	75 %
TVN 3-0911		5.0 VDC	600 mA	79 %
TVN 3-0919		9.0 VDC	333 mA	80 %
TVN 3-0912		12 VDC	250 mA	83 %
TVN 3-0913		15 VDC	200 mA	83 %
TVN 3-0915	24 VDC	125 mA	82 %	
TVN 3-0921	± 5.0 VDC	±300 mA	78 %	
TVN 3-0922	±12 VDC	±125 mA	82 %	
TVN 3-0923	±15 VDC	±100 mA	81 %	
TVN 3-1210	9 - 18 VDC (12 VDC nominal)	3.3 VDC	700 mA	77 %
TVN 3-1211		5.0 VDC	600 mA	81 %
TVN 3-1219		9.0 VDC	333 mA	80 %
TVN 3-1212		12 VDC	250 mA	85 %
TVN 3-1213		15 VDC	200 mA	84 %
TVN 3-1215	24 VDC	125 mA	84 %	
TVN 3-1221	± 5.0 VDC	±300 mA	82 %	
TVN 3-1222	±12 VDC	±125 mA	84 %	
TVN 3-1223	±15 VDC	±100 mA	83 %	
TVN 3-2410	18 - 36 VDC (24 VDC nominal)	3.3 VDC	700 mA	76 %
TVN 3-2411		5.0 VDC	600 mA	82 %
TVN 3-2419		9.0 VDC	333 mA	82 %
TVN 3-2412		12 VDC	250 mA	85 %
TVN 3-2413		15 VDC	200 mA	85 %
TVN 3-2415	24 VDC	125 mA	84 %	
TVN 3-2421	± 5.0 VDC	±300 mA	80 %	
TVN 3-2422	±12 VDC	±125 mA	84 %	
TVN 3-2423	±15 VDC	±100 mA	85 %	
TVN 3-4810	36 - 75 VDC (48 VDC nominal)	3.3 VDC	700 mA	74 %
TVN 3-4811		5.0 VDC	600 mA	80 %
TVN 3-4819		9.0 VDC	333 mA	80 %
TVN 3-4812		12 VDC	250 mA	84 %
TVN 3-4813		15 VDC	200 mA	84 %
TVN 3-4815	24 VDC	125 mA	84 %	
TVN 3-4821	± 5.0 VDC	±300 mA	79 %	
TVN 3-4822	±12 VDC	±125 mA	84 %	
TVN 3-4823	±15 VDC	±100 mA	83 %	

TMR 3WIR

3 Watt



- Compact SIP-8 metal case
- EN 50155 railway approval
- Ultra wide 4:1 Input: 9-36, 18-75 and 43-160 VDC
- I/O-isolation 3'000 VDC
- Fully regulated outputs
- Operating temperature range -40°C to +90°C
- Short circuit protection and current limitation
- Remote On/Off
- 3-year product warranty

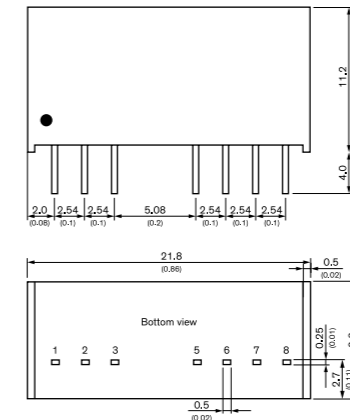
Pinout		
Pin	Single Output	Dual Output
1	-Vin (GND)	-Vin (GND)
2	+Vin (Vcc)	+Vin (Vcc)
3	Remote	Remote
6	+Vout	+Vout
7	-Vout	Common
8	NC	-Vout
9, 10	Case	Case

Model	Input Voltage Range	Output Vnom	Imax	Efficiency
TMR 3-2410WIR	9 - 36 VDC (24 VDC nom.)	3.3 VDC	700 mA	76 %
TMR 3-2411WIR		5 VDC	600 mA	81 %
TMR 3-2419WIR		9VDC	333 mA	81 %
TMR 3-2412WIR		12 VDC	250 mA	83 %
TMR 3-2413WIR		15 VDC	200 mA	83 %
TMR 3-2415WIR		24 VDC	125 mA	82 %
TMR 3-2421WIR	18 - 75 VDC (48 VDC nom.)	± 5 VDC	300 mA	80 %
TMR 3-2422WIR		±12 VDC	125 mA	82 %
TMR 3-2423WIR		±15 VDC	100 mA	82 %
TMR 3-4810WIR		3.3 VDC	700 mA	75 %
TMR 3-4811WIR		5 VDC	600 mA	81 %
TMR 3-4819WIR		9VDC	333 mA	81 %
TMR 3-4812WIR	43 - 160 VDC (110 VDC nom.)	12 VDC	250 mA	82 %
TMR 3-4813WIR		15 VDC	200 mA	82 %
TMR 3-4815WIR		24 VDC	125 mA	82 %
TMR 3-4821WIR		± 5 VDC	300 mA	80 %
TMR 3-4822WIR		±12 VDC	125 mA	82 %
TMR 3-4823WIR		±15 VDC	100 mA	82 %

TMR 4WI

NEW - under development

4 Watt



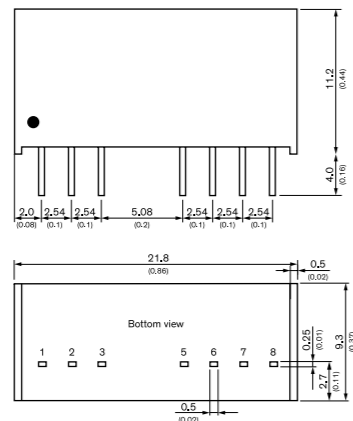
- Highest power density in SIP package
- Ultra wide 4:1 input range
- Small footprint: 21.8 x 9.2 mm
- Temperature range -40° to +85°C
- High efficiency up to 82%
- Excellent load and line regulation
- Short-circuit protection
- I/O isolation 1600 VDC
- Remote On/Off control
- 3-year product warranty

Pinout		
Pin	Single	Dual
1	-Vin	-Vin
2	+Vin	+Vin
3	Remote On/Off	Remote On/Off
5	NC	NC
6	+Vout	+Vout
7	-Vout	Common
8	NC	-Vout

Model	Input Voltage Range	Output Vnom	Imax	Efficiency
TMR 4-2411WI	9 -36 VDC (24 VDC nom.)	5 VDC	211 mA	79 %
TMR 4-2412WI		12 VDC	201 mA	83 %
TMR 4-2413WI		15 VDC	200 mA	83 %
TMR 4-2415WI		24 VDC	200 mA	83 %
TMR 4-2422WI		±12 VDC	200 mA	83 %
TMR 4-2423WI		±15 VDC	200 mA	83 %
TMR 4-4811WI	18 -75 VDC (48 VDC nom.)	5 VDC	107 mA	78 %
TMR 4-4812WI		12 VDC	102 mA	82 %
TMR 4-4813WI		15 VDC	101 mA	82 %
TMR 4-4815WI		24 VDC	101 mA	82 %
TMR 4-4822WI		±12 VDC	101 mA	82 %
TMR 4-4823WI		±15 VDC	101 mA	82 %

TMR 4 NEW - under development

4 Watt



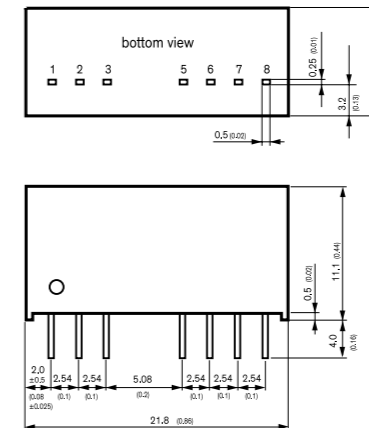
- Wide 2:1 input voltage range
- Fully regulated output voltage
- Compact SIP-8 package
- 1600 VDC I/O isolation (functional insulation)
- Small footprint
- Temperature range -40° to +85°C
- High efficiency up to 85%
- Short-circuit protection
- Remote On/Off control
- 3-year product warranty

Pinout		
Pin	Single	Dual
1	-Vin	-Vin
2	+Vin	+Vin
3	Remote On/Off	Remote On/Off
5	NC	NC
6	+Vout	+Vout
7	-Vout	Common
8	NC	-Vout

Model	Input Voltage Range	Output Vnom	Imax	Efficiency
TMR 4-1211	9 -18 VDC (12 VDC nom.)	5 VDC	800 mA	78 %
TMR 4-1212		12 VDC	333 mA	82 %
TMR 4-1213		15 VDC	266 mA	82 %
TMR 4-1215		24 VDC	166 mA	82 %
TMR 4-1222		±12 VDC	±166 mA	82 %
TMR 4-1223		±15 VDC	±133 mA	82 %
TMR 4-2411	18 -36 VDC (24 VDC nom.)	5 VDC	800 mA	79 %
TMR 4-2412		12 VDC	333 mA	83 %
TMR 4-2413		15 VDC	266 mA	83 %
TMR 4-2415		24 VDC	166 mA	83 %
TMR 4-2422		±12 VDC	±166 mA	83 %
TMR 4-2423		±15 VDC	±133 mA	83 %
TMR 4-4811	18 -75 VDC (48 VDC nom.)	5 VDC	800 mA	78 %
TMR 4-4812		12 VDC	333 mA	82 %
TMR 4-4813		15 VDC	266 mA	82 %
TMR 4-4815		24 VDC	166 mA	82 %
TMR 4-4822		±12 VDC	±166 mA	82 %
TMR 4-4823		±15 VDC	±133 mA	82 %

TMR 6

6 Watt



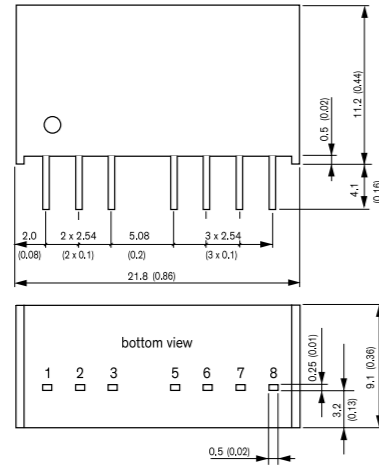
- Ultra-compact SIP-8 package
- Wide 2:1 input voltage range
- Continuous short-circuit protection
- Temperature range -40° to +78°C
- High efficiency up to 86%
- I/O isolation 1600 VDC
- Remote On/Off control
- 3-year product warranty

Pinout		
Pin	Single Output	Dual Output
1	-Vin (GND)	-Vin (GND)
2	+Vin (Vcc)	+Vin (Vcc)
3	Remote	Remote
5	NC	NC
6	+Vout	+Vout
7	-Vout	Common
8	NC	-Vout

Model	Input Voltage Range	Output Vnom	Imax	Efficiency
TMR 6-0510	4.5 - 9 VDC (5 VDC nom.)	3.3 VDC	1'300 mA	77 %
TMR 6-0511		5 VDC	1'200 mA	81 %
TMR 6-0519		9 VDC	666 mA	83 %
TMR 6-0512		12 VDC	500 mA	84 %
TMR 6-0513		15 VDC	400 mA	84 %
TMR 6-0515		24 VDC	250 mA	84 %
TMR 6-0521	9 - 18 VDC (12 VDC nom.)	+5 VDC	600 mA	81 %
TMR 6-0522		+12 VDC	250 mA	84 %
TMR 6-0523		+15 VDC	200 mA	84 %
TMR 6-1210		3.3 VDC	1'300 mA	78 %
TMR 6-1211		5 VDC	1'200 mA	83 %
TMR 6-1219		9 VDC	666 mA	85 %
TMR 6-1212	36 - 75 VDC (48 VDC nom.)	12 VDC	500 mA	85 %
TMR 6-1213		15 VDC	400 mA	85 %
TMR 6-1215		24 VDC	250 mA	84 %
TMR 6-1221		+5 VDC	600 mA	82 %
TMR 6-1222		+12 VDC	250 mA	84 %
TMR 6-1223		+15 VDC	200 mA	85 %
TMR 6-2410	18 - 36 VDC (24 VDC nom.)	3.3 VDC	1'300 mA	78 %
TMR 6-2411		5 VDC	1'200 mA	83 %
TMR 6-2419		9 VDC	666 mA	85 %
TMR 6-2412		12 VDC	500 mA	86 %
TMR 6-2413		15 VDC	400 mA	86 %
TMR 6-2415		24 VDC	250 mA	85 %
TMR 6-2421	36 - 75 VDC (48 VDC nom.)	+5 VDC	600 mA	82 %
TMR 6-2422		+12 VDC	250 mA	85 %
TMR 6-2423		+15 VDC	200 mA	85 %
TMR 6-4810		3.3 VDC	1'300 mA	78 %
TMR 6-4811		5 VDC	1'200 mA	82 %
TMR 6-4819		9 VDC	666 mA	84 %
TMR 6-4812	36 - 75 VDC (48 VDC nom.)	12 VDC	500 mA	85 %
TMR 6-4813		15 VDC	400 mA	86 %
TMR 6-4815		24 VDC	250 mA	84 %
TMR 6-4821		+5 VDC	600 mA	82 %
TMR 6-4822		+12 VDC	250 mA	84 %
TMR 6-4823		+15 VDC	200 mA	85 %

TMR 6WI

6 Watt



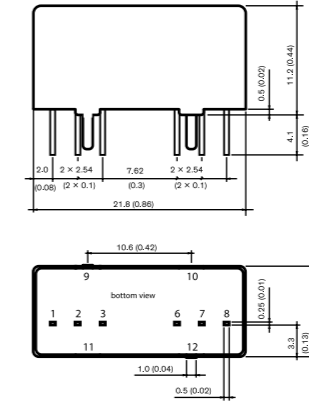
- Highest power density in SIP package
- Wide 4:1 input voltage range
- Ultra-compact SIP-8 package
- Smallest footprint 6 W converter
- Temperature range -40° to +84°C
- High efficiency up to 88%
- Indefinite short-circuit protection
- I/O isolation 1600 VDC
- Remote On/Off control
- 3-year product warranty

Pinout		
Pin	Single Output	Dual Output
1	-Vin (GND)	-Vin (GND)
2	+Vin (Vcc)	+Vin (Vcc)
3	Remote	Remote
5	NC	NC
6	+Vout	+Vout
7	-Vout	Common
8	NC	-Vout

Model	Input Voltage Range	Output Vnom	Output I _{max}	Efficiency
TMR 6-2410WI	9 - 36 VDC (24 VDC nom.)	3.3 VDC	1'500 mA	81 %
TMR 6-2411WI		5 VDC	1'200 mA	84 %
TMR 6-2419WI		9 VDC	666 mA	86 %
TMR 6-2412WI		12 VDC	500 mA	87 %
TMR 6-2413WI		15 VDC	400 mA	88 %
TMR 6-2415WI		24 VDC	250 mA	87 %
TMR 6-2421WI	18 - 75 VDC (48 VDC nom.)	+5 VDC	600 mA	84 %
TMR 6-2422WI		+12 VDC	250 mA	87 %
TMR 6-2423WI		+15 VDC	200 mA	87 %
TMR 6-4810WI		3.3 VDC	1'500 mA	81 %
TMR 6-4811WI		5 VDC	1'200 mA	84 %
TMR 6-4819WI		9 VDC	666 mA	85 %
TMR 6-4812WI	12 VDC	500 mA	87 %	
TMR 6-4813WI	15 VDC	400 mA	87 %	
TMR 6-4815WI	24 VDC	250 mA	87 %	
TMR 6-4821WI	+5 VDC	600 mA	84 %	
TMR 6-4822WI	+12 VDC	250 mA	87 %	
TMR 6-4823WI	+15 VDC	200 mA	87 %	

TMR 9

9 Watt



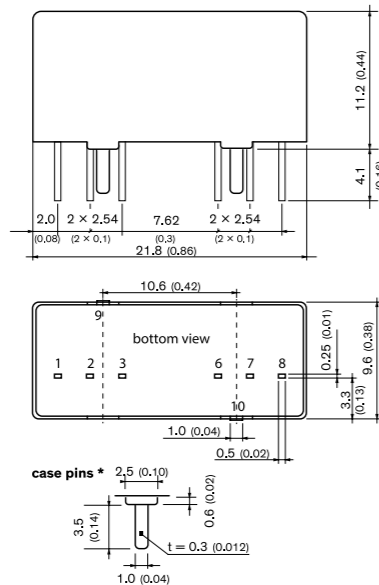
- Highest power density in SIP-8 metal package (optional plastic package)
- Wide 2:1 input voltage range
- Temperature range -40° to +85°C
- High efficiency up to 89%
- Indefinite short-circuit protection
- I/O isolation 1600 VDC
- Remote On/Off control
- Fully RoHS compliant
- 3-year product warranty

Pinout		
Pin	Single Output	Dual Output
1	-Vin (GND)	-Vin (GND)
2	+Vin (Vcc)	+Vin (Vcc)
3	Remote	Remote
6	+Vout	+Vout
7	-Vout	Common
8	NC	-Vout
9	Case	Case
10	Stand Off	Stand Off
11	Stand Off	Stand Off
12	Case	Case

Model	Input Voltage Range	Output Vnom	Output I _{max}	Efficiency
TMR 9-1210	9 - 18 VDC (12 VDC nom.)	3.3 VDC	2'000 mA	81 %
TMR 9-1211		5 VDC	1'600 mA	85 %
TMR 9-1219		9 VDC	1'000 mA	87 %
TMR 9-1212		12 VDC	750 mA	88 %
TMR 9-1213		15 VDC	600 mA	89 %
TMR 9-1215		24 VDC	375 mA	89 %
TMR 9-1221	18 - 36 VDC (24 VDC nom.)	+5 VDC	800 mA	85 %
TMR 9-1222		+12 VDC	375 mA	88 %
TMR 9-1223		+15 VDC	300 mA	89 %
TMR 9-2410		3.3 VDC	2'000 mA	82 %
TMR 9-2411		5 VDC	1'600 mA	85 %
TMR 9-2419		9 VDC	1'000 mA	88 %
TMR 9-2412	12 VDC	750 mA	89 %	
TMR 9-2413	15 VDC	600 mA	90 %	
TMR 9-2415	24 VDC	375 mA	90 %	
TMR 9-2421	36 - 75 VDC (48 VDC nom.)	+5 VDC	800 mA	86 %
TMR 9-2422		+12 VDC	375 mA	89 %
TMR 9-2423		+15 VDC	300 mA	87 %
TMR 9-4810		3.3 VDC	2'000 mA	82 %
TMR 9-4811		5 VDC	1'600 mA	85 %
TMR 9-4819		9 VDC	1'000 mA	88 %
TMR 9-4812	12 VDC	750 mA	89 %	
TMR 9-4813	15 VDC	600 mA	89 %	
TMR 9-4815	24 VDC	375 mA	89 %	
TMR 9-4821	+5 VDC	800 mA	86 %	
TMR 9-4822	+12 VDC	375 mA	87 %	
TMR 9-4823	+15 VDC	300 mA	87 %	

TMR 6WIR

6 Watt



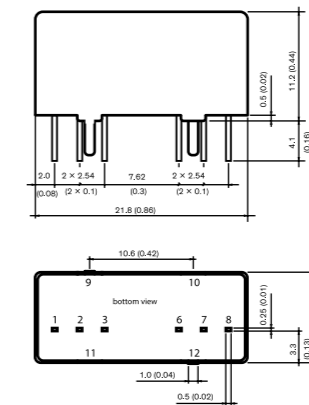
- Compact SIP-8 metal case
- EN 50155 railway approval
- Ultra wide 4:1 Input: 9-36, 18-75 and 43-160 VDC
- I/O-isolation 3'000 VDC
- Fully regulated outputs
- Operating temperature range -40°C to +80°C
- Short circuit protection and current limitation
- Remote On/Off
- 3-year product warranty

Pinout		
Pin	Single Output	Dual Output
1	-Vin (GND)	-Vin (GND)
2	+Vin (Vcc)	+Vin (Vcc)
3	Remote	Remote
6	+Vout	+Vout
7	-Vout	Common
8	NC	-Vout
9, 10	Case	Case

Model	Input Voltage Range	Output Vnom	Output I _{max}	Efficiency
TMR 6-2410WIR	9 - 36 VDC (24 VDC nom.)	3.3 VDC	1500 mA	81 %
TMR 6-2411WIR		5 VDC	1200 mA	84 %
TMR 6-2419WIR		9VDC	666 mA	86 %
TMR 6-2412WIR		12 VDC	500 mA	87 %
TMR 6-2413WIR		15 VDC	400 mA	88 %
TMR 6-2415WIR		24 VDC	250 mA	87 %
TMR 6-2421WIR	18 - 75 VDC (48 VDC nom.)	± 5 VDC	600 mA	84 %
TMR 6-2422WIR		±12 VDC	250 mA	87 %
TMR 6-2423WIR		±15 VDC	200 mA	87 %
TMR 6-4810WIR		3.3 VDC	1500 mA	81 %
TMR 6-4811WIR		5 VDC	1200 mA	84 %
TMR 6-4819WIR		9VDC	666 mA	85 %
TMR 6-4812WIR	12 VDC	500 mA	87 %	
TMR 6-4813WIR	15 VDC	400 mA	87 %	
TMR 6-4815WIR	24 VDC	250 mA	87 %	
TMR 6-4821WIR	43 - 160 VDC (110 VDC nom.)	± 5 VDC	600 mA	84 %
TMR 6-4822WIR		±12 VDC	250 mA	87 %
TMR 6-4823WIR		±15 VDC	200 mA	87 %
TMR 6-7210WIR		3.3 VDC	1500 mA	80 %
TMR 6-7211WIR		5 VDC	1200 mA	83 %
TMR 6-7219WIR		9VDC	666 mA	85 %
TMR 6-7212WIR	12 VDC	500 mA	86 %	
TMR 6-7213WIR	15 VDC	400 mA	86 %	
TMR 6-7215WIR	24 VDC	250 mA	86 %	
TMR 6-7221WIR	43 - 160 VDC (110 VDC nom.)	± 5 VDC	600 mA	83 %
TMR 6-7222WIR		±12 VDC	250 mA	86 %
TMR 6-7223WIR		±15 VDC	200 mA	86 %

TMR 9WI

9 Watt



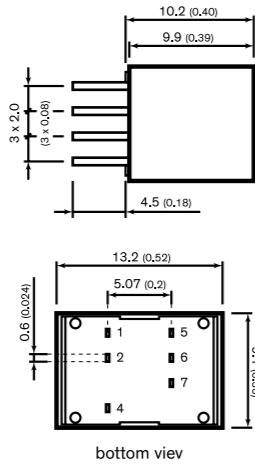
- Highest power density in SIP-8 metal package (optional plastic package)
- Ultra wide 4:1 input voltage range
- Temperature range -40° to +85°C
- High efficiency up to 89%
- Indefinite short-circuit protection
- I/O isolation 1600 VDC
- Remote On/Off control
- Fully RoHS compliant
- 3-year product warranty

Pinout		
Pin	Single Output	Dual Output
1	-Vin (GND)	-Vin (GND)
2	+Vin (Vcc)	+Vin (Vcc)
3	Remote	Remote
6	+Vout	+Vout
7	-Vout	Common
8	NC	-Vout
9	Case	Case
10	Stand Off	Stand Off
11	Stand Off	Stand Off
12	Case	Case

Model	Input Voltage Range	Output Vnom	Output I _{max}	Efficiency
TMR 9-2410WI	9 - 36 VDC (24 VDC nom.)	3.3 VDC	2'000 mA	82 %
TMR 9-2411WI		5 VDC	1'600 mA	85 %
TMR 9-2419WI		9 VDC	1'000 mA	88 %
TMR 9-2412WI		12 VDC	750 mA	88 %
TMR 9-2413WI		15 VDC	600 mA	89 %
TMR 9-2415WI		24 VDC	375 mA	89 %
TMR 9-2421WI	18 - 75 VDC (48 VDC nom.)	+5 VDC	800 mA	86 %
TMR 9-2422WI		+12 VDC	375 mA	88 %
TMR 9-2423WI		+15 VDC	300 mA	88 %
TMR 9-4810WI		3.3 VDC	2'000 mA	82 %
TMR 9-4811WI		5 VDC	1'600 mA	85 %
TMR 9-4819WI		9 VDC	1'000 mA	89 %
TMR 9-4812WI	12 VDC	750 mA	89 %	
TMR 9-4813WI	15 VDC	600 mA	89 %	
TMR 9-4815WI	24 VDC	375 mA	89 %	
TMR 9-4821WI	43 - 160 VDC (110 VDC nom.)	+5 VDC	800 mA	85 %
TMR 9-4822WI		+12 VDC	375 mA	88 %
TMR 9-4823WI		+15 VDC	300 mA	87 %

TDN 1WI

1 Watt



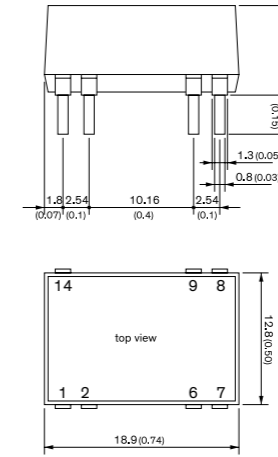
- Compact DIP package 13,2 x 9,1 x 10,2 mm
- Fully regulated outputs
- I/O-isolation 1600 VDC
- Operating temperature range -40°C to +90°C without derating
- Short circuit protection
- Remote On/Off
- 3-year product warranty
- Designed to meet UL 62368-1 (UL 60950-1)

Pinout		
Pin	Single	Dual
1	+Vin (Vcc)	+Vin (Vcc)
2	-Vin (GND)	-Vin (GND)
4	On/Off	On/Off
5	no con.	-Vout
6	-Vout	Common
7	+Vout	+Vout

Model	Input Voltage Range	Output Vnom	Imax	Efficiency
TDN 1-1210WI	4.5 – 18 VDC (12 VDC nominal)	3.3 VDC	300 mA	77 %
TDN 1-1211WI		5.0 VDC	200 mA	79 %
TDN 1-1219WI		9.0 VDC	112 mA	79 %
TDN 1-1212WI		12 VDC	90 mA	81 %
TDN 1-1213WI		15 VDC	70 mA	81 %
TDN 1-1215WI	9 – 36 VDC (24 VDC nominal)	24 VDC	45 mA	80 %
TDN 1-1221WI		± 5.0 VDC	±100 mA	77 %
TDN 1-1222WI		±12 VDC	±45 mA	80 %
TDN 1-1223WI		±15 VDC	±35 mA	81 %
TDN 1-2410WI		18 – 75 VDC (48 VDC nominal)	3.3 VDC	300 mA
TDN 1-2411WI	5.0 VDC		200 mA	78 %
TDN 1-2419WI	9.0 VDC		112 mA	79 %
TDN 1-2412WI	12 VDC		90 mA	81 %
TDN 1-2413WI	15 VDC		70 mA	81 %
TDN 1-2415WI	9 – 18 VDC (12 VDC nominal)	24 VDC	45 mA	80 %
TDN 1-2421WI		± 5.0 VDC	±100 mA	77 %
TDN 1-2422WI		±12 VDC	±45 mA	80 %
TDN 1-2423WI		±15 VDC	±35 mA	81 %
TDN 1-4810WI		18 – 75 VDC (48 VDC nominal)	3.3 VDC	300 mA
TDN 1-4811WI	5.0 VDC		200 mA	78 %
TDN 1-4819WI	9.0 VDC		112 mA	79 %
TDN 1-4812WI	12 VDC		90 mA	81 %
TDN 1-4813WI	15 VDC		70 mA	81 %
TDN 1-4815WI	9 – 18 VDC (12 VDC nominal)	24 VDC	45 mA	80 %
TDN 1-4821WI		± 5.0 VDC	±100 mA	77 %
TDN 1-4822WI		±12 VDC	±45 mA	80 %
TDN 1-4823WI		±15 VDC	±35 mA	81 %

TDR 2

2 Watt



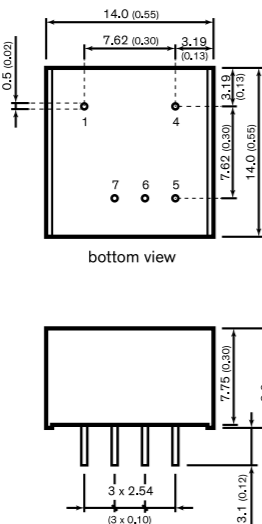
- Compact design in SMD or DIP package
- Wide 2:1 input voltage range
- Fully regulated outputs
- Low ripple and noise
- No minimum load required
- Temperature range -40°C to +85°C without derating
- I/O isolation 1600 VDC
- Continuous short-circuit protection
- Remote On/Off control
- Fully RoHS compliant
- 3-year product warranty

Pinout		
Pin	Single	Dual
1	-Vin (GND)	-Vin (GND)
2	Remote On/Off	Remote On/Off
6	NC	Common
7	NC	-Vout
8	+Vout	+Vout
9	-Vout	Common
14	+Vin (Vcc)	+Vin (Vcc)

Model	Input Voltage Range	Output Vnom	Imax	Efficiency
TDR 2-0511	4.5 – 9.0 VDC (5 VDC nominal)	5.0 VDC	400 mA	80 %
TDR 2-0512		12 VDC	167 mA	81 %
TDR 2-0513		15 VDC	134 mA	83 %
TDR 2-0522		±12 VDC	±83 mA	81 %
TDR 2-0523		±15 VDC	±67 mA	82 %
TDR 2-1211	9 – 18 VDC (12 VDC nominal)	5.0 VDC	400 mA	81 %
TDR 2-1212		12 VDC	167 mA	81 %
TDR 2-1213		15 VDC	134 mA	84 %
TDR 2-1222		±12 VDC	±83 mA	83 %
TDR 2-1223		±15 VDC	±67 mA	82 %
TDR 2-2411	18 – 36 VDC (24 VDC nominal)	5.0 VDC	400 mA	81 %
TDR 2-2412		12 VDC	167 mA	84 %
TDR 2-2413		15 VDC	134 mA	84 %
TDR 2-2422		±12 VDC	±83 mA	84 %
TDR 2-2423		±15 VDC	±67 mA	84 %
TDR 2-4811	36 – 75 VDC (48 VDC nominal)	5.0 VDC	400 mA	81 %
TDR 2-4812		12 VDC	167 mA	82 %
TDR 2-4813		15 VDC	134 mA	82 %
TDR 2-4822		±12 VDC	±83 mA	83 %
TDR 2-4823		±15 VDC	±67 mA	83 %

TDL 2

2 Watt



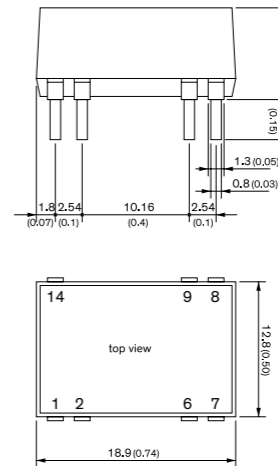
- Compact 2W Converter in DIP package
- I/O-isolation 1500 VDC
- Fully regulated outputs
- Wide 2 : 1 input voltage range
- Operating temperature range -40°C to +80°C
- Short circuit protection
- 3-year product warranty

Pinout		
Pin	Single	Dual
1	-Vin (GND)	-Vin (GND)
4	+Vin (Vcc)	+Vin (Vcc)
5	+Vout	+Vout
6	no pin	Common
7	-Vout	-Vout

Model	Input Voltage Range	Output Vnom	Imax	Efficiency	
TDL 2-0510	4.5 – 10 VDC (5 VDC nominal)	3.3 VDC	400 mA	79 %	
TDL 2-0511		5.0 VDC	400 mA	81 %	
TDL 2-0512		12 VDC	167 mA	85 %	
TDL 2-0513		15 VDC	134 mA	87 %	
TDL 2-0521		±5.0 VDC	±200 mA	83 %	
TDL 2-0522	9 – 18 VDC (12 VDC nominal)	±12 VDC	±83 mA	85 %	
TDL 2-0523		±15 VDC	±67 mA	85 %	
TDL 2-1210		18 – 36 VDC (24 VDC nominal)	3.3 VDC	400 mA	80 %
TDL 2-1211			5.0 VDC	400 mA	83 %
TDL 2-1212			12 VDC	167 mA	87 %
TDL 2-1213	15 VDC		134 mA	87 %	
TDL 2-1221	±5.0 VDC		±200 mA	84 %	
TDL 2-1222	36 – 75 VDC (48 VDC nominal)	±12 VDC	±83 mA	86 %	
TDL 2-1223		±15 VDC	±67 mA	86 %	
TDL 2-2410		9 – 18 VDC (12 VDC nominal)	3.3 VDC	400 mA	79 %
TDL 2-2411			5.0 VDC	400 mA	84 %
TDL 2-2412			12 VDC	167 mA	86 %
TDL 2-2413	15 VDC		134 mA	87 %	
TDL 2-2421	±5.0 VDC		±200 mA	84 %	
TDL 2-2422	18 – 36 VDC (24 VDC nominal)	±12 VDC	±83 mA	86 %	
TDL 2-2423		±15 VDC	±67 mA	86 %	
TDL 2-4810		36 – 75 VDC (48 VDC nominal)	3.3 VDC	400 mA	79 %
TDL 2-4811			5.0 VDC	400 mA	83 %
TDL 2-4812			12 VDC	167 mA	85 %
TDL 2-4813	15 VDC		134 mA	86 %	
TDL 2-4821	±5.0 VDC		±200 mA	82 %	
TDL 2-4822	9 – 18 VDC (12 VDC nominal)	±12 VDC	±83 mA	84 %	
TDL 2-4823		±15 VDC	±67 mA	84 %	

TDR 2WI

2 Watt



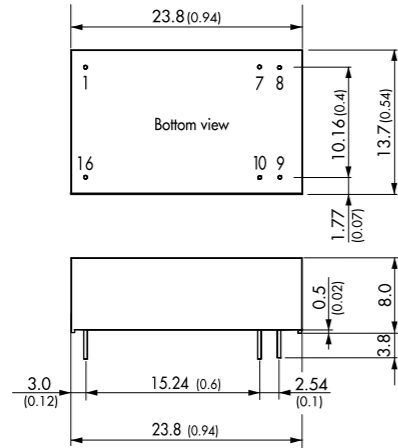
- Compact design in SMD or DIP package
- Ultra wide 4:1 input voltage range
- Fully regulated outputs
- Low ripple and noise 30mV pk-pk
- No minimum load required
- Temperature range -40°C to +85°C without derating
- I/O isolation 1600 VDC
- Continuous short-circuit protection
- Remote On/Off control
- Fully RoHS compliant
- 3-year product warranty

Pinout		
Pin	Single	Dual
1	-Vin (GND)	-Vin (GND)
2	Remote On/Off	Remote On/Off
6	NC	Common
7	NC	-Vout
8	+Vout	+Vout
9	-Vout	Common
14	+Vin (Vcc)	+Vin (Vcc)

Model	Input Voltage Range	Output Vnom	Imax	Efficiency
TDR 2-1211WI	4.5 – 18 VDC (12 VDC nominal)	5.0 VDC	400 mA	79 %
TDR 2-1212WI		12 VDC	167 mA	80 %
TDR 2-1213WI		15 VDC	134 mA	81 %
TDR 2-1222WI		±12 VDC	±83 mA	81 %
TDR 2-1223WI		±15 VDC	±67 mA	81 %
TDR 2-2411WI	9 – 36 VDC (24 VDC nominal)	5.0 VDC	400 mA	79 %
TDR 2-2412WI		12 VDC	167 mA	80 %
TDR 2-2413WI		15 VDC	134 mA	82 %
TDR 2-2422WI		±12 VDC	±83 mA	81 %
TDR 2-2423WI		±15 VDC	±67 mA	81 %
TDR 2-4811WI	18 – 75 VDC (48 VDC nominal)	5.0 VDC	400 mA	78 %
TDR 2-4812WI		12 VDC	167 mA	81 %
TDR 2-4813WI		15 VDC	134 mA	82 %
TDR 2-4822WI		±12 VDC	±83 mA	81 %
TDR 2-4823WI		±15 VDC	±67 mA	81 %

TEL 2

2 Watt



- Ultracompact DIP-16 plastic package
- Wide 2:1 input range
- Regulated output
- I/O isolation 1500V
- Input filter meets EN55032, class A without ext. components
- Low ripple and noise
- Indefinite shortcircuit protection
- Operating temperature range -40°C to +80°C
- Lead free design, RoHS compliant
- 3-year product warranty

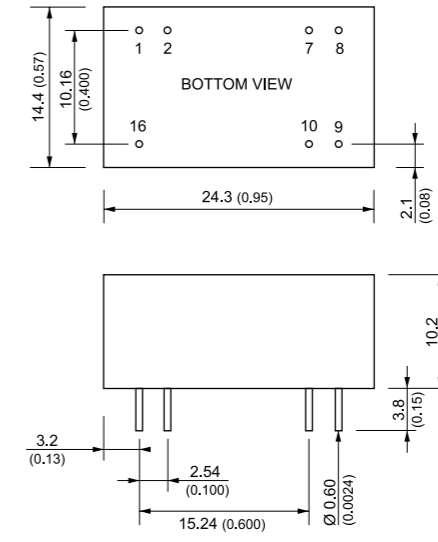
Pinout		
Pin	Single	Dual
1	-Vin (GND)	-Vin (GND)
7	No con.	No con.
8	No con.	Common
9	+Vout	+Vout
10	-Vout	-Vout
16	+Vin	+Vin

Model	Input Voltage Range	Output Vnom	Imax	Efficiency
TEL 2-0510	4.5 - 9 VDC (nominal 5 VDC)	3.3 VDC	500 mA	70 %
TEL 2-0511		5 VDC	400 mA	73 %
TEL 2-0512		12 VDC	165 mA	75 %
TEL 2-0513		15 VDC	135 mA	73 %
TEL 2-0521		±5 VDC	±200 mA	64 %
TEL 2-0522	9 - 18 VDC (nominal 12 VDC)	±12 VDC	±85 mA	69 %
TEL 2-0523		±15 VDC	±65 mA	71 %
TEL 2-1210		3.3 VDC	500 mA	73 %
TEL 2-1211		5 VDC	400 mA	77 %
TEL 2-1212		12 VDC	165 mA	80 %
TEL 2-1213	18 - 36 VDC (nominal 24 VDC)	15 VDC	135 mA	80 %
TEL 2-1221		±5 VDC	±200 mA	73 %
TEL 2-1222		±12 VDC	±85 mA	78 %
TEL 2-1223		±15 VDC	±65 mA	78 %
TEL 2-2410		3.3 VDC	500 mA	72 %
TEL 2-2411	36 - 75 VDC (nominal 48 VDC)	5 VDC	400 mA	77 %
TEL 2-2412		12 VDC	165 mA	80 %
TEL 2-2413		15 VDC	135 mA	81 %
TEL 2-2421		±5 VDC	±200 mA	74 %
TEL 2-2422		±12 VDC	±85 mA	78 %
TEL 2-2423	±15 VDC	±65 mA	80 %	
TEL 2-4810	36 - 75 VDC (nominal 48 VDC)	3.3 VDC	500 mA	71 %
TEL 2-4811		5 VDC	400 mA	73 %
TEL 2-4812		12 VDC	165 mA	79 %
TEL 2-4813		15 VDC	135 mA	79 %
TEL 2-4821		±5 VDC	±200 mA	71 %
TEL 2-4822	±12 VDC	±85 mA	77 %	
TEL 2-4823	±15 VDC	±65 mA	77 %	

TIM 2

NEW!

2 Watt



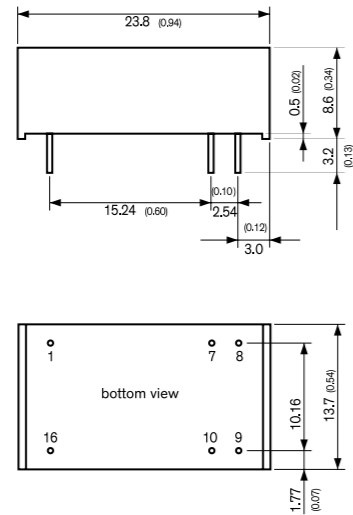
- Compact DIP-16-package
- I/O isolation 5000 VAC rated for 250 VAC working voltage
- Certification according to IEC/EN/ES 60601-1 3rd edition for 2 x MOPP and operation to 5000 m altitude
- Low leakage current < 2 µA
- Extended operating temperature range -40°C to 95°C
- EMC compliance to IEC 60601-1-2 4th edition and EN 55032 class A

Pinout / Connection		
Pin	Single Output	Dual Output
1	-Vin (GND)	-Vin (GND)
2	Remote	Remote
7	NC	NC
8	NC	Common
9	+Vout	+Vout
10	-Vout	-Vout
16	+Vin (Vcc)	+Vin (Vcc)

Model	Input Voltage Range	Output Vnom	Imax	Efficiency
TIM 2-0910	4.5 - 12 VDC (9 VDC nom.)	3.3 VDC	600 mA	75 %
TIM 2-0911		5 VDC	400 mA	78 %
TIM 2-0912		9 VDC	222 mA	78 %
TIM 2-0913		12 VDC	167 mA	82 %
TIM 2-0915		15 VDC	134 mA	82 %
TIM 2-0915	9 - 18 VDC (12 VDC nom.)	±24 VDC	83 mA	82 %
TIM 2-0922		±12 VDC	83 mA	82 %
TIM 2-0923		±15 VDC	67 mA	80 %
TIM 2-1210		3.3 VDC	600 mA	76 %
TIM 2-1211		5 VDC	400 mA	78 %
TIM 2-1219	18 - 36 VDC (24 VDC nom.)	9 VDC	222 mA	79 %
TIM 2-1212		12 VDC	167 mA	82 %
TIM 2-1213		15 VDC	134 mA	82 %
TIM 2-1215		24 VDC	83 mA	81 %
TIM 2-1222		±12 VDC	83 mA	81 %
TIM 2-1223	±15 VDC	67 mA	81 %	
TIM 2-2410	36 - 75 VDC (48 VDC nom.)	3.3 VDC	600 mA	76 %
TIM 2-2411		5 VDC	400 mA	79 %
TIM 2-2419		9 VDC	222 mA	80 %
TIM 2-2412		12 VDC	167 mA	81 %
TIM 2-2413		15 VDC	134 mA	81 %
TIM 2-2415	36 - 75 VDC (48 VDC nom.)	24 VDC	83 mA	81 %
TIM 2-2422		±12 VDC	83 mA	81 %
TIM 2-2423		±15 VDC	67 mA	81 %
TIM 2-4810		3.3 VDC	600 mA	76 %
TIM 2-4811		5 VDC	400 mA	78 %
TIM 2-4819	36 - 75 VDC (48 VDC nom.)	9 VDC	222 mA	79 %
TIM 2-4812		12 VDC	167 mA	80 %
TIM 2-4813		15 VDC	134 mA	82 %
TIM 2-4815		24 VDC	83 mA	81 %
TIM 2-4822		±12 VDC	83 mA	81 %
TIM 2-4823	±15 VDC	67 mA	81 %	

THI 2M

2 Watt



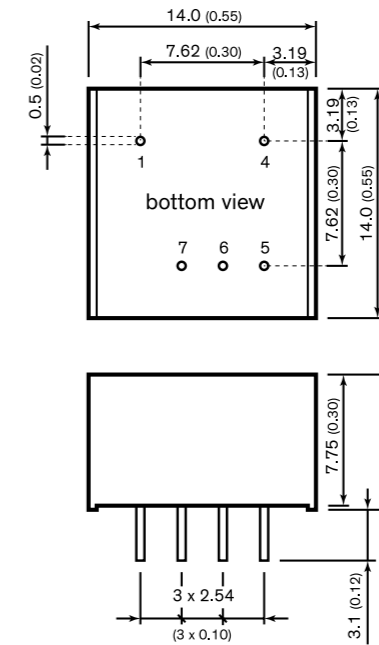
- Ultracompact DIP 16 package
- I/O isolation 3000 VACrms rated for 300 Vrms working voltage
- Medical safety to UL 60601-1 and IEC/EN 60601-1 3rd edition, 2 x MOOP
- Industrial safety to IEC/EN/UL 60950-1
- Operating temp. range -40°C to +71°C
- 3-years product warranty

Pinout		
Pin	Single	Dual
1	-Vin (GND)	-Vin (GND)
7	No con.	No con.
8	No con.	Common
9	+Vout	+Vout
10	-Vout	-Vout
16	+Vin	+Vin

Model	Input Voltage Range	Output Vnom	Imax	Efficiency
THI 2-0511M	5.0 VDC ± 10% (nominal 5 VDC)	5 VDC	400 mA	66 %
THI 2-0512M		12 VDC	165 mA	66 %
THI 2-0513M		15 VDC	133 mA	66 %
THI 2-0522M		±12 VDC	±83 mA	72 %
THI 2-0523M		±15 VDC	±66 mA	73 %
THI 2-1211M	12.0 VDC ± 10% (nominal 12 VDC)	5 VDC	400 mA	66 %
THI 2-1212M		12 VDC	165 mA	66 %
THI 2-1213M		15 VDC	133 mA	66 %
THI 2-1222M		±12 VDC	±83 mA	74 %
THI 2-1223M		±15 VDC	±66 mA	75 %
THI 2-2411M	24 VDC ± 10% (nominal 24 VDC)	5 VDC	400 mA	66 %
THI 2-2412M		12 VDC	165 mA	66 %
THI 2-2413M		15 VDC	133 mA	66 %
THI 2-2422M		±12 VDC	±83 mA	74 %
THI 2-2423M		±15 VDC	±66 mA	75 %

TDL 3

3 Watt



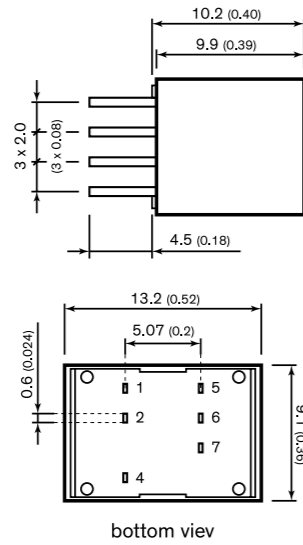
- Compact 3W Converter in DIP package
- I/O-isolation 1500 VDC
- Fully regulated outputs
- Wide 2 : 1 input voltage range
- Operating temperature range -40°C to +80°C
- Short circuit protection
- 3-year product warranty

Pinout		
Pin	Single	Dual
1	-Vin (GND)	-Vin (GND)
4	+Vin (Vcc)	+Vin (Vcc)
5	+Vout	+Vout
6	no pin	Common
7	-Vout	-Vout

Model	Input Voltage Range	Output Vnom	Imax	Efficiency
TDL 3-0510	4.5 - 10 VDC (5 VDC nominal)	3.3 VDC	600 mA	79 %
TDL 3-0511		5.0 VDC	600 mA	81 %
TDL 3-0512		12 VDC	250 mA	85 %
TDL 3-0513		15 VDC	200 mA	85 %
TDL 3-0521		±5.0 VDC	±300 mA	82 %
TDL 3-0522	9 - 18 VDC (12 VDC nominal)	±12 VDC	±125 mA	84 %
TDL 3-0523		±15 VDC	±100 mA	85 %
TDL 3-1210		3.3 VDC	600 mA	80 %
TDL 3-1211		5.0 VDC	600 mA	83 %
TDL 3-1212		12 VDC	250 mA	87 %
TDL 3-1213	18 - 36 VDC (24 VDC nominal)	15 VDC	200 mA	87 %
TDL 3-1221		±5.0 VDC	±300 mA	84 %
TDL 3-1222		±12 VDC	±125 mA	86 %
TDL 3-1223		±15 VDC	±100 mA	87 %
TDL 3-2410		3.3 VDC	600 mA	80 %
TDL 3-2411	36 - 75 VDC (48 VDC nominal)	5.0 VDC	600 mA	83 %
TDL 3-2412		12 VDC	250 mA	87 %
TDL 3-2413		15 VDC	200 mA	87 %
TDL 3-2421		±5.0 VDC	±300 mA	84 %
TDL 3-2422		±12 VDC	±125 mA	86 %
TDL 3-2423	±15 VDC	±100 mA	87 %	
TDL 3-4810	36 - 75 VDC (48 VDC nominal)	3.3 VDC	600 mA	79 %
TDL 3-4811		5.0 VDC	600 mA	82 %
TDL 3-4812		12 VDC	250 mA	86 %
TDL 3-4813		15 VDC	200 mA	86 %
TDL 3-4821		±5.0 VDC	±300 mA	82 %
TDL 3-4822	±12 VDC	±125 mA	85 %	
TDL 3-4823	±15 VDC	±100 mA	85 %	

TDN 3WI

3 Watt



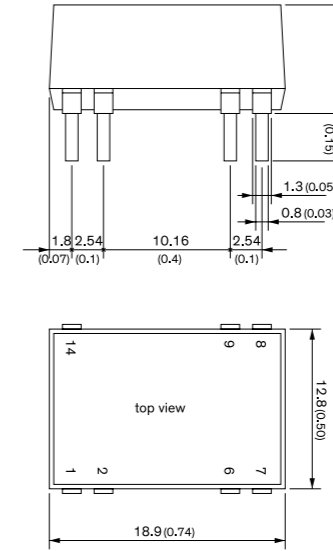
- Ultra compact DIP package 13,2 x 9,1 x 10,2 mm
- I/O-isolation 1600 VDC
- Fully regulated outputs
- Operating temperature range -40°C to +70°C without derating
- Short circuit protection
- Remote On/Off
- 3-year product warranty
- Designed to meet UL 62368-1 (UL 60950-1)

Pinout		
Pin	Single	Dual
1	+Vin (Vcc)	+Vin (Vcc)
2	-Vin (GND)	-Vin (GND)
4	On/Off	On/Off
5	no con.	-Vout
6	-Vout	Common
7	+Vout	+Vout

Model	Input Voltage Range	Output Vnom	Imax	Efficiency
TDN 3-1210WI	4.5 - 18 VDC (12 VDC nominal)	3.3 VDC	700 mA	76 %
TDN 3-1211WI		5.0 VDC	600 mA	80 %
TDN 3-1219WI		9.0 VDC	333 mA	81 %
TDN 3-1212WI		12 VDC	250 mA	83 %
TDN 3-1213WI		15 VDC	200 mA	84 %
TDN 3-1215WI		24 VDC	125 mA	82 %
TDN 3-1221WI	9 - 36 VDC (24 VDC nominal)	±5.0 VDC	±300 mA	80 %
TDN 3-1222WI		±12 VDC	±125 mA	82 %
TDN 3-1223WI		±15 VDC	±100 mA	82 %
TDN 3-2410WI		3.3 VDC	700 mA	77 %
TDN 3-2411WI		5.0 VDC	600 mA	80 %
TDN 3-2419WI		9.0 VDC	333 mA	81 %
TDN 3-2412WI	12 VDC	250 mA	83 %	
TDN 3-2413WI	15 VDC	200 mA	83 %	
TDN 3-2415WI	24 VDC	125 mA	82 %	
TDN 3-2421WI	18 - 75 VDC (48 VDC nominal)	±5.0 VDC	±300 mA	80 %
TDN 3-2422WI		±12 VDC	±125 mA	82 %
TDN 3-2423WI		±15 VDC	±100 mA	82 %
TDN 3-4810WI		3.3 VDC	700 mA	77 %
TDN 3-4811WI		5.0 VDC	600 mA	80 %
TDN 3-4819WI		9.0 VDC	333 mA	81 %
TDN 3-4812WI	12 VDC	250 mA	83 %	
TDN 3-4813WI	15 VDC	200 mA	83 %	
TDN 3-4815WI	24 VDC	125 mA	82 %	
TDN 3-4821WI	18 - 75 VDC (48 VDC nominal)	±5.0 VDC	±300 mA	80 %
TDN 3-4822WI		±12 VDC	±125 mA	82 %
TDN 3-4823WI		±15 VDC	±100 mA	82 %

TDR 3WI

3 Watt



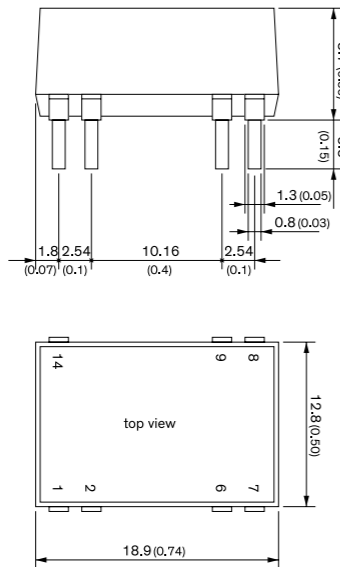
- Compact design in SMD or DIP package
- Ultra wide 4:1 input voltage range
- Fully regulated outputs
- Low ripple and noise
- No minimum load required
- Temperature range -40°C to +85°C
- I/O isolation 1600 VDC
- Continuous short-circuit protection
- Remote On/Off control
- Fully RoHS compliant
- 3-year product warranty

Pinout		
Pin	Single	Dual
1	-Vin (GND)	-Vin (GND)
2	Remote On/Off	Remote On/Off
6	NC	Common
7	NC	-Vout
8	+Vout	+Vout
9	-Vout	Common
14	+Vin (Vcc)	+Vin (Vcc)

Model	Input Voltage Range	Output Vnom	Imax	Efficiency
TDR 3-1211WI	4.5 - 18 VDC (12 VDC nominal)	5.0 VDC	600 mA	81 %
TDR 3-1212WI		12 VDC	250 mA	82 %
TDR 3-1213WI		15 VDC	200 mA	82 %
TDR 3-1222WI		±12 VDC	±125 mA	82 %
TDR 3-1223WI		±15 VDC	±100 mA	81 %
TDR 3-2411WI		9 - 36 VDC (24 VDC nominal)	5.0 VDC	600 mA
TDR 3-2412WI	12 VDC		250 mA	82 %
TDR 3-2413WI	15 VDC		200 mA	82 %
TDR 3-2422WI	±12 VDC		±125 mA	82 %
TDR 3-2423WI	±15 VDC		±100 mA	81 %
TDR 3-4811WI	18 - 75 VDC (48 VDC nominal)		5.0 VDC	600 mA
TDR 3-4812WI		12 VDC	250 mA	83 %
TDR 3-4813WI		15 VDC	200 mA	82 %
TDR 3-4822WI		±12 VDC	±125 mA	82 %
TDR 3-4823WI		±15 VDC	±100 mA	81 %

TDR 3

3 Watt



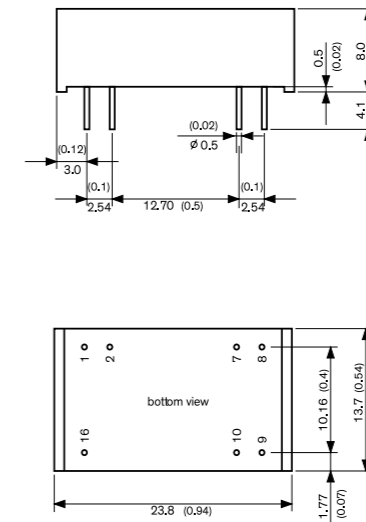
- Compact design in SMD or DIP package
- Wide 2:1 input voltage range
- Fully regulated outputs
- Low ripple and noise
- No minimum load required
- Temperature range -40°C to +85°C
- I/O isolation 1600 VDC
- Continuous short-circuit protection
- Remote On/Off control
- Fully RoHS compliant
- 3-year product warranty

Pinout		
Pin	Single	Dual
1	-Vin (GND)	-Vin (GND)
2	Remote On/Off	Remote On/Off
6	NC	Common
7	NC	-Vout
8	+Vout	+Vout
9	-Vout	Common
14	+Vin (Vcc)	+Vin (Vcc)

Model	Input Voltage Range	Output Vnom	Imax	Efficiency
TDR 3-0511	4.5 - 9.0 VDC (5 VDC nominal)	5.0 VDC	600 mA	79 %
TDR 3-0512		12 VDC	250 mA	80 %
TDR 3-0513		15 VDC	200 mA	81 %
TDR 3-0522		±12 VDC	±125 mA	80 %
TDR 3-0523		±15 VDC	±100 mA	81 %
TDR 3-1211	9 - 18 VDC (12 VDC nominal)	5.0 VDC	600 mA	81 %
TDR 3-1212		12 VDC	250 mA	82 %
TDR 3-1213		15 VDC	200 mA	82 %
TDR 3-1222		±12 VDC	±125 mA	82 %
TDR 3-1223		±15 VDC	±100 mA	83 %
TDR 3-2411		18 - 36 VDC (24 VDC nominal)	5.0 VDC	600 mA
TDR 3-2412	12 VDC		250 mA	82 %
TDR 3-2413	15 VDC		200 mA	83 %
TDR 3-2422	±12 VDC		±125 mA	83 %
TDR 3-2423	±15 VDC		±100 mA	83 %
TDR 3-4811	36 - 75 VDC (48 VDC nominal)		5.0 VDC	600 mA
TDR 3-4812		12 VDC	250 mA	82 %
TDR 3-4813		15 VDC	200 mA	82 %
TDR 3-4822		±12 VDC	±125 mA	83 %
TDR 3-4823		±15 VDC	±100 mA	83 %

THL 3WI

3 Watt



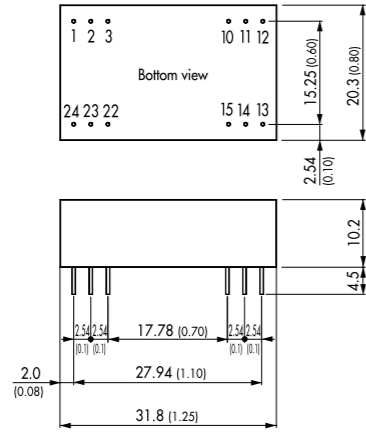
- Compact design in SMD or DIP package
- Ultra wide 4:1 input voltage range
- Fully regulated outputs
- I/O isolation 1500 VDC
- SMD version qualified for leadfree re flow solder process, MSL 2a
- Operating temp. range -40°C to +85°C
- Short circuit protection
- Remote On/Off control
- Input filter to meet EN 55032, class A without external components
- 3-year product warranty

Pinout		
Pin	Single	Dual
1	-Vin (GND)	-Vin (GND)
2	Remote On/Off	Remote On/Off
7	ntc.	ntc.
8	ntc.	Common
9	+Vout	+Vout
10	-Vout	-Vout
16	+Vin (Vcc)	+Vin (Vcc)

Model	Input Voltage Range	Output Vnom	Imax	Efficiency
THL 3-2410WI	9 - 36 VDC (24 VDC nominal)	3.3 VDC	600 mA	75 %
THL 3-2411WI		5.0 VDC	600 mA	78 %
THL 3-2412WI		12 VDC	250 mA	80 %
THL 3-2413WI		15 VDC	200 mA	80 %
THL 3-2415WI		24 VDC	125 mA	80 %
THL 3-2421WI		±5 VDC	±300 mA	77 %
THL 3-2422WI	18 - 75 VDC (48 VDC nominal)	±12 VDC	±125 mA	80 %
THL 3-2423WI		±15 VDC	±100 mA	80 %
THL 3-4810WI		3.3 VDC	600 mA	75 %
THL 3-4811WI		5.0 VDC	600 mA	78 %
THL 3-4812WI		12 VDC	250 mA	80 %
THL 3-4813WI		15 VDC	200 mA	80 %
THL 3-4815WI	24 VDC	125 mA	80 %	
THL 3-4821WI	18 - 75 VDC (48 VDC nominal)	±5 VDC	±300 mA	77 %
THL 3-4822WI		±12 VDC	±125 mA	80 %
THL 3-4823WI		±15 VDC	±100 mA	80 %

TEM 3N

3 Watt



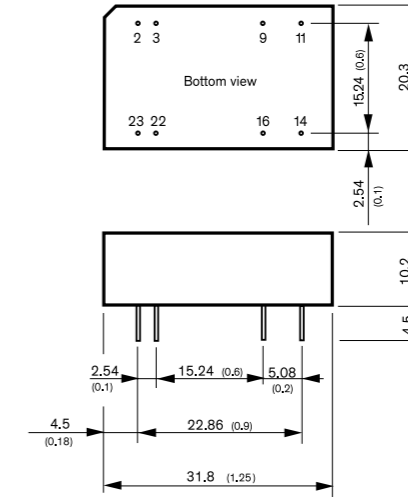
Pinout		
Pin	Single	Dual
1	+Vin (Vcc)	+Vin (Vcc)
2	ntc.	-Vout
3	ntc.	Common
10	-Vout	Common
11	+Vout	+Vout
12	-Vin (GND)	-Vin (GND)
13	-Vin (GND)	-Vin (GND)
14	+Vout	+Vout
15	-Vout	Common
22	ntc.	Common
23	ntc.	-Vout
24	+Vin (Vcc)	+Vin (Vcc)

- Cost optimized design in DIP-24 package
- Fully regulated output
- Output ripple & noise 30 mVp-p typ.
- Short circuit protection
- Operating temperature range -40°C to +75°C at full load
- I/O isolation 1500 VDC
- Input filter meet EN 55032, class A
- No minimum load required
- Industry standard pinout
- 3-year product warranty

Model	Input Voltage Range	Vnom	Imax	Efficiency
TEM 3-0511N	5 VDC ±10%	5 VDC	600 mA	70 %
TEM 3-0512N		12 VDC	250 mA	78 %
TEM 3-0513N		15 VDC	200 mA	78 %
TEM 3-0522N		±12 VDC	±125 mA	78 %
TEM 3-0523N		±15 VDC	±100 mA	78 %
TEM 3-1211N	12 VDC ±10%	5 VDC	600 mA	74 %
TEM 3-1212N		12 VDC	250 mA	80 %
TEM 3-1213N		15 VDC	200 mA	80 %
TEM 3-1222N		±12 VDC	±125 mA	81 %
TEM 3-1223N		±15 VDC	±100 mA	82 %
TEM 3-2411N	24 VDC ±10%	5 VDC	600 mA	75 %
TEM 3-2412N		12 VDC	250 mA	80 %
TEM 3-2413N		15 VDC	200 mA	80 %
TEM 3-2422N		±12 VDC	±125 mA	81 %
TEM 3-2423N		±15 VDC	±100 mA	82 %

TEN 3N

3 Watt



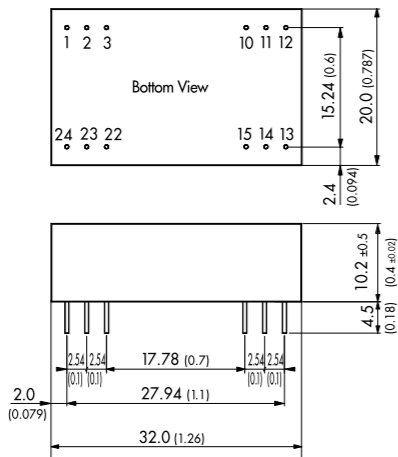
Pinout		
Pin	Single	Dual
2	-Vin (GND)	-Vin (GND)
3	-Vin (GND)	-Vin (GND)
9	No pin	Common
11	ntc	-Vout
14	+Vout	+Vout
16	-Vout	Common
22	+Vin (Vcc)	+Vin (Vcc)
23	+Vin (Vcc)	+Vin (Vcc)

- Wide 2 : 1 input range
- Input filter to meet EN 55032, class A and FCC, level A without external components
- Extended operating temperature range -40°C to +85°C
- Models with 1500 VDC and 3000 VDC I/O isolation (functional insulation)
- High reliability, MTBF >1.0 Mio. h
- 3-year product warranty

Model	Input Voltage Range	Vnom	Imax	Efficiency
TEN 3-0510N	4.5 - 9.0 VDC (nominal 5 VDC)	3.3 VDC	750 mA	77 %
TEN 3-0511N		5.0 VDC	600 mA	80 %
TEN 3-0512N		12 VDC	250 mA	82 %
TEN 3-0513N		15 VDC	200 mA	82 %
TEN 3-0515N		24 VDC	125 mA	81 %
TEN 3-0521N	9 - 18 VDC (nominal 12 VDC)	±5.0 VDC	±250 mA	80 %
TEN 3-0522N		±12 VDC	±125 mA	82 %
TEN 3-0523N		±15 VDC	±100 mA	82 %
TEN 3-1210N		3.3 VDC	750 mA	79 %
TEN 3-1211N		5.0 VDC	600 mA	81 %
TEN 3-1212N	12 VDC	250 mA	85 %	
TEN 3-1213N	15 VDC	200 mA	85 %	
TEN 3-1215N	24 VDC	125 mA	84 %	
TEN 3-1221N	18 - 36 VDC (nominal 24 VDC)	±5.0 VDC	±250 mA	80 %
TEN 3-1222N		±12 VDC	±125 mA	84 %
TEN 3-1223N		±15 VDC	±100 mA	84 %
TEN 3-2410N		3.3 VDC	750 mA	79 %
TEN 3-2411N		5.0 VDC	600 mA	81 %
TEN 3-2412N	12 VDC	250 mA	85 %	
TEN 3-2413N	15 VDC	200 mA	85 %	
TEN 3-2415N	24 VDC	125 mA	84 %	
TEN 3-2421N	36 - 75 VDC (nominal 48 VDC)	±5.0 VDC	±250 mA	80 %
TEN 3-2422N		±12 VDC	±125 mA	84 %
TEN 3-2423N		±15 VDC	±100 mA	84 %
TEN 3-4810N		3.3 VDC	750 mA	79 %
TEN 3-4811N		5.0 VDC	600 mA	81 %
TEN 3-4812N	12 VDC	250 mA	85 %	
TEN 3-4813N	15 VDC	200 mA	85 %	
TEN 3-4815N	24 VDC	125 mA	84 %	
TEN 3-4821N	36 - 75 VDC (nominal 48 VDC)	±5.0 VDC	±250 mA	80 %
TEN 3-4822N		±12 VDC	±125 mA	84 %
TEN 3-4823N		±15 VDC	±100 mA	84 %

TEL 3

3 Watt



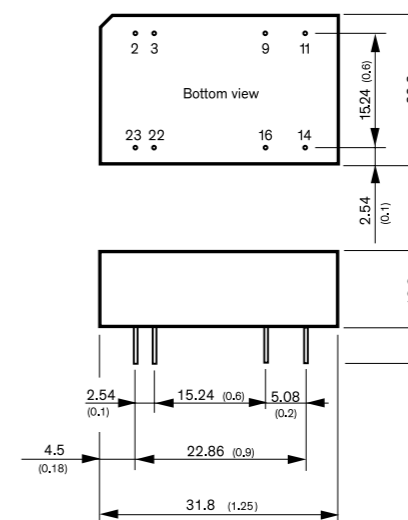
Pinout		
Pin	Single	Dual
1	+Vin (Vcc)	+Vin (Vcc)
2	NC	-Vout
3	NC	Common
10	-Vout	Common
11	+Vout	+Vout
12	-Vin (GND)	-Vin (GND)
13	-Vin (GND)	-Vin (GND)
14	+Vout	+Vout
15	-Vout	Common
22	NC.	Common
23	NC	-Vout
24	+Vin (Vcc)	+Vin (Vcc)

- Wide 2:1 and 3:1 input range
- High efficiency up to 81%
- DIL-24 plastic package
- Indefinite short-circuit protection
- I/O isolation 1500 VDC
- Operating temperature range -40°C to +85°C
- 3-year product warranty

Model	Input Voltage Range	Vnom	Imax	Efficiency
TEL 3-0511	4.5 - 9.0 VDC (nominal 5 VDC)	5 VDC	600 mA	70 %
TEL 3-0512		12 VDC	250 mA	74 %
TEL 3-0513		15 VDC	200 mA	74 %
TEL 3-0522		±12 VDC	±125 mA	74 %
TEL 3-0523		±15 VDC	±100 mA	74 %
TEL 3-1211	9 - 18 VDC (nominal 12 VDC)	5 VDC	600 mA	76 %
TEL 3-1212		12 VDC	250 mA	80 %
TEL 3-1213		15 VDC	200 mA	80 %
TEL 3-1222		±12 VDC	±125 mA	80 %
TEL 3-1223		±15 VDC	±100 mA	80 %
TEL 3-2011	10 - 30 VDC (nominal 20 VDC)	5 VDC	600 mA	76 %
TEL 3-2012		12 VDC	250 mA	80 %
TEL 3-2013		15 VDC	200 mA	80 %
TEL 3-2022		±12 VDC	±125 mA	80 %
TEL 3-2023		±15 VDC	±100 mA	80 %
TEL 3-2411	18 - 36 VDC (nominal 24 VDC)	5 VDC	600 mA	77 %
TEL 3-2412		12 VDC	250 mA	81 %
TEL 3-2413		15 VDC	200 mA	81 %
TEL 3-2422		±12 VDC	±125 mA	81 %
TEL 3-2423		±15 VDC	±100 mA	81 %
TEL 3-4811	36 - 75 VDC (nominal 48 VDC)	5 VDC	600 mA	77 %
TEL 3-4812		12 VDC	250 mA	81 %
TEL 3-4813		15 VDC	200 mA	81 %
TEL 3-4822		±12 VDC	±125 mA	81 %
TEL 3-4823		±15 VDC	±100 mA	81 %

TEN 3WIN

3 Watt

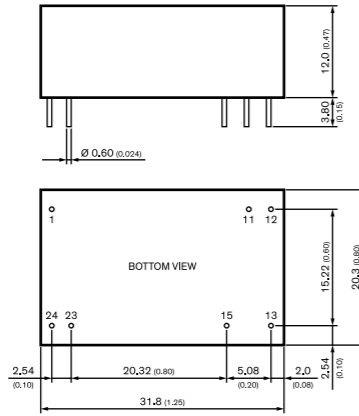


Pinout		
Pin	Single	Dual
2	-Vin (GND)	-Vin (GND)
3	-Vin (GND)	-Vin (GND)
9	No pin	Common
11	ntc	-Vout
14	+Vout	+Vout
16	-Vout	Common
22	+Vin (Vcc)	+Vin (Vcc)
23	+Vin (Vcc)	+Vin (Vcc)

- Ultra wide 4 : 1 input range
- Input filter to meet EN 55032, Class A and FCC, level A without external components
- Extended operating temperature range -40°C to 85°C
- Models with 1500 VDC and 3000 VDC I/O isolation (functional insulation)
- DIP-24 package
- High reliability, MTBF >1.0 Mio. h
- 3-year product warranty

Model	Input Voltage Range	Vnom	Imax	Efficiency
TEN 3-2410WIN	9.0 - 36 VDC (nominal 24 VDC)	3.3 VDC	750 mA	77 %
TEN 3-2411WIN		5.0 VDC	600 mA	79 %
TEN 3-2412WIN		12 VDC	250 mA	82 %
TEN 3-2413WIN		15 VDC	200 mA	83 %
TEN 3-2415WIN		24 VDC	125 mA	81 %
TEN 3-2421WIN	18 - 75 VDC (nominal 48 VDC)	±5.0 VDC	±250 mA	80 %
TEN 3-2422WIN		±12 VDC	±125 mA	82 %
TEN 3-2423WIN		±15 VDC	±100 mA	82 %
TEN 3-4810WIN		3.3 VDC	750 mA	77 %
TEN 3-4811WIN		5 VDC	600 mA	80 %
TEN 3-4812WIN	12 VDC	250 mA	83 %	
TEN 3-4813WIN	15 VDC	200 mA	84 %	
TEN 3-4815WIN	24 VDC	125 mA	82 %	
TEN 3-4821WIN	36 - 75 VDC (nominal 48 VDC)	±5.0 VDC	±250 mA	80 %
TEN 3-4822WIN		±12 VDC	±125 mA	82 %
TEN 3-4823WIN		±15 VDC	±100 mA	82 %

TRI 3 **NEW!** **3.5 Watt**

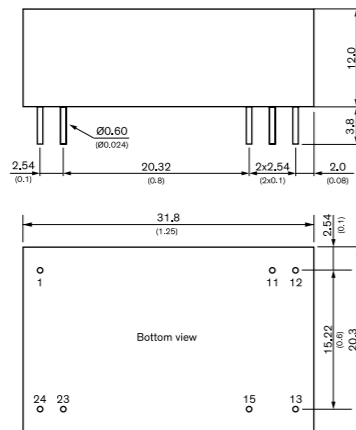


- Reinforced I/O-isolation 7071 VDC rated for 1000 VAC working voltage
- Ultra-high isolation peak voltage 9000 VDC (1s)
- Common Mode Transient Immunity (dv/dt) 15 kV/μs
- Operating temperature range -40 to +90°C
- Low no-load power consumption 96 – 192 mW
- Internal EN 55032 class A filter
- High efficiency up to 87%
- 2:1 input voltage range: 4.5-9, 9-18, 18-36, 36-75 VDC
- Protection against overload, overvoltage and short circuit
- 3-year product warranty

Pinout		
Pin	Single Output	Dual Output
1	+Vin (Vcc)	+Vin (Vcc)
11	No pin	Common
12	-Vout	No pin
13	+Vout	-Vout
15	No pin	+Vout
23	-Vin (GND)	-Vin (GND)
24	-Vin (GND)	-Vin (GND)

Model	Input Voltage Range	Output Vnom	Imax	Efficiency
TRI 3-0511	4.5 - 9 VDC (5 VDC nom.)	5 VDC	700 mA	82 %
TRI 3-0512		12 VDC	290 mA	83 %
TRI 3-0513		15 VDC	235 mA	84 %
TRI 3-0515		24 VDC	146 mA	83 %
TRI 3-0522		±12 VDC	145 mA	84 %
TRI 3-0523	±15 VDC	115 mA	84 %	
TRI 3-1211	9 - 18 VDC (12 VDC nom.)	5 VDC	700 mA	82 %
TRI 3-1212		12 VDC	290 mA	86 %
TRI 3-1213		15 VDC	235 mA	87 %
TRI 3-1215		24 VDC	146 mA	86 %
TRI 3-1222		±12 VDC	145 mA	87 %
TRI 3-1223	±15 VDC	115 mA	87 %	
TRI 3-2411	18 - 36 VDC (24 VDC nom.)	5 VDC	700 mA	82 %
TRI 3-2412		12 VDC	290 mA	85 %
TRI 3-2413		15 VDC	235 mA	87 %
TRI 3-2415		24 VDC	146 mA	86 %
TRI 3-2422		±12 VDC	145 mA	87 %
TRI 3-2423	±15 VDC	115 mA	86 %	
TRI 3-4811	36 - 75 VDC (48 VDC nom.)	5 VDC	700 mA	82 %
TRI 3-4812		12 VDC	290 mA	85 %
TRI 3-4813		15 VDC	235 mA	85 %
TRI 3-4815		24 VDC	146 mA	83 %
TRI 3-4822		±12 VDC	145 mA	84 %
TRI 3-4823	±15 VDC	115 mA	84 %	

THR 3WI **NEW - under development** **3 Watt**

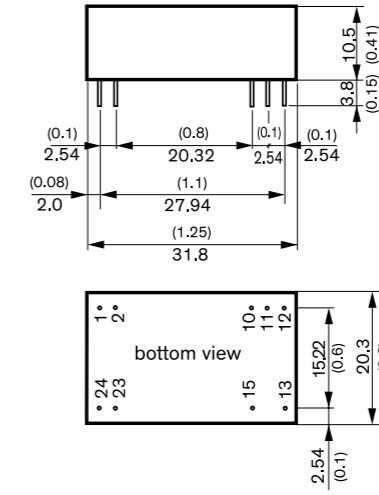


- Ultra wide 4 : 1 input range
- Reinforced I/O-isolation 3000 VAC
- Input filter to meet EN 55032, Class A
- High efficiency up to 85%
- Extended operating temperature range -40°C to 90°C
- DIP-24 package
- 3-year product warranty

Pinout		
Pin	Single	Dual
1	+Vin	+Vin
11	No Pin	Common
12	-Vout	No Pin
13	+Vout	-Vout
15	No Pin	+Vout
23	-Vin	-Vin
24	-Vin	-Vin

Model	Input Voltage Range	Output Vnom	Imax	Efficiency
THR 3-2411WI	9 - 36 VDC (24 VDC nom.)	5 VDC	600 mA	80 %
THR 3-2412WI		12 VDC	250 mA	84 %
THR 3-2413WI		15 VDC	200 mA	85 %
THR 3-2422WI		±12 VDC	±125 mA	83 %
THR 3-2423WI		±15 VDC	±100 mA	84 %
THR 3-4811WI	18 - 75 VDC (48 VDC nom.)	5 VDC	600 mA	80 %
THR 3-4812WI		12 VDC	250 mA	83 %
THR 3-4813WI		15 VDC	200 mA	84 %
THR 3-4822WI		±12 VDC	±125 mA	83 %
THR 3-4823WI		±15 VDC	±100 mA	83 %
THR 3-7211WI	40 - 160 VDC (110 VDC nom.)	5 VDC	600 mA	80 %
THR 3-7212WI		12 VDC	250 mA	84 %
THR 3-7213WI		15 VDC	200 mA	84 %
THR 3-7222WI		±12 VDC	±125 mA	83 %
THR 3-7223WI		±15 VDC	±100 mA	85 %

THI 3 **3 Watt**

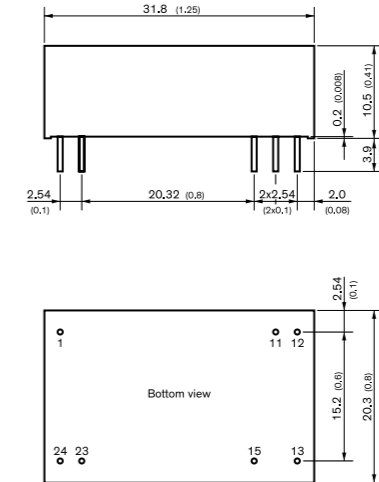


- Supplementary and reinforced insulation
- I/O isolation 4000 VACrms rated for 300 VACrms working voltage
- 2 x MOOP medical safety according to AAMI/ANSI ES 60601-1:2005(R) and IEC/EN 60601-1 3rd edition
- Industrial safety to IEC/EN 60950-1
- Fully regulated output voltage
- Input filter meets EN 55032, class A and FCC, level A
- Operating temp. range -40°C to +75°C
- Low leakage current
- Low coupling capacitance
- Short circuit protection
- 3-years product warranty

Pinout		
Pin	Single	Dual
1	+Vin (VCC)	+Vin (VCC)
2	+Vin (VCC)	+Vin (VCC)
10	No pin	Common
11	No pin	Common
12	-Vout	No pin.
13	+Vout	-Vout
15	No pin	+Vout
23	-Vin (GND)	-Vin (GND)
24	-Vin (GND)	-Vin (GND)

Model	Input Voltage Range	Output Vnom	Imax	Efficiency
THI 3-0511	5.0 VDC ± 10%	5 VDC	600 mA	60 %
THI 3-0512		12 VDC	250 mA	62 %
THI 3-0513		15 VDC	200 mA	62 %
THI 3-0522		±12 VDC	±125 mA	60 %
THI 3-0523		±15 VDC	±100mA	60 %
THI 3-1211	12.0 VDC ± 10%	5 VDC	600 mA	60 %
THI 3-1212		12 VDC	250 mA	62 %
THI 3-1213		15 VDC	200 mA	62 %
THI 3-1222		±12 VDC	±125 mA	60 %
THI 3-1223		±15 VDC	±100 mA	60 %
THI 3-2411	24 VDC ± 10%	5 VDC	600 mA	60 %
THI 3-2412		12 VDC	250 mA	64 %
THI 3-2413		15 VDC	200 mA	64 %
THI 3-2422		±12 VDC	±125 mA	60 %
THI 3-2423		±15 VDC	±100 mA	60 %

THP 3 **3 Watt**



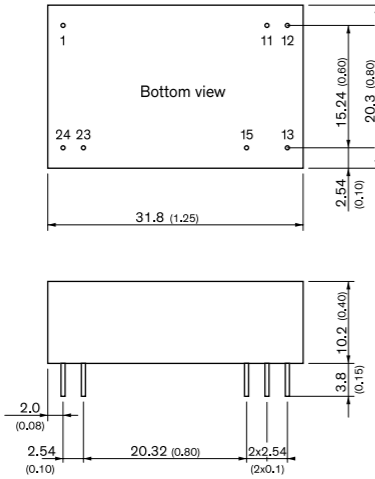
- Supplementary and reinforced insulation
- I/O isolation 3000 VACrms rated for 1000 Vrms working voltage
- Medical safety to UL 60601-1 and IEC/EN 60601-1 3rd Edition, 2 x MOOP
- Industrial safety to IEC/EN/UL 60950-1
- 9-40 VDC, 18-80 VDC and 36-160 VDC
- Extended operating temperature range -40°C to 85°C max.
- Input filter meets EN 55032 class A without ext. components
- Continuous short circuit protection
- High reliability, MTBF >1 Mio. hours
- Lead free design, RoHS compliant
- 3-year product warranty

Pinout		
Pin	Single	Dual
1	+Vin (Vcc)	+Vin (Vcc)
11	No pin	Common
12	-Vout	No pin
13	+Vout	-Vout
15	No pin	+Vout
23	-Vin (GND)	-Vin (GND)
24	-Vin (GND)	-Vin (GND)

Model	Input Voltage Range	Output Vnom	Imax	Efficiency
THP 3-2411	9 - 40 VDC (24 VDC nominal)	5 VDC	600 mA	78 %
THP 3-2412		12 VDC	250 mA	83 %
THP 3-2422		±12 VDC	±125 mA	83 %
THP 3-2423		±15 VDC	±100 mA	83 %
THP 3-4811		18 - 80 VDC (48 VDC nominal)	5 VDC	600 mA
THP 3-4812	12 VDC		250 mA	83 %
THP 3-4822	±12 VDC		±125 mA	83 %
THP 3-4823	±15 VDC		±100 mA	83 %
THP 3-7211	36 - 160 VDC (72 VDC nominal)		5 VDC	600 mA
THP 3-7212		12 VDC	250 mA	83 %
THP 3-7222		±12 VDC	±125 mA	83 %
THP 3-7223		±15 VDC	±100 mA	83 %

THM 3

3 Watt



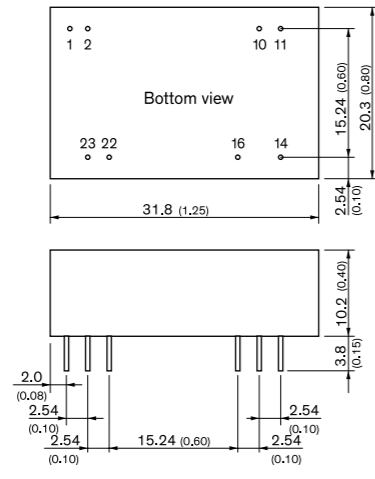
- Compact DIP-24 plastic case
- I/O isolation 5000 VAC rated for 250 VAC working voltage
- IEC 60601-1 certification for 2 x MOPP
- Risk management process according to ISO 14971 incl. risk management file
- Acceptance criteria for electronic assemblies acc. to IPC-A-610 Level 3
- Low leakage current <2 µA
- Operating temperature: -40°C to 90°C
- EMC compliance to IEC 60601-1-2 4th edition and EN55032 class A

Pinout / Connection		
Pin	Single	Dual
1	+Vin (Vcc)	+Vin (Vcc)
11	No pin	Common
12	-Vout	No pin
13	+Vout	-Vout
15	No pin	+Vout
23	-Vin (GND)	-Vin (GND)
24	-Vin (GND)	-Vin (GND)

Model	Input Voltage Range	Output Vnom	Imax	Efficiency
THM 3-0510	4.5 - 9 VDC (5 VDC nom.)	3.3 VDC	1000 mA	81 %
THM 3-0511		5 VDC	600 mA	85 %
THM 3-0512		12 VDC	250 mA	86 %
THM 3-0513		15 VDC	200 mA	88 %
THM 3-0515		24 VDC	125 mA	86 %
THM 3-0521		± 5 VDC	300 mA	83 %
THM 3-0522	9 - 18 VDC (12 VDC nom.)	± 12 VDC	125 mA	86 %
THM 3-0523		± 15 VDC	100 mA	86 %
THM 3-1210		3.3 VDC	1000 mA	82 %
THM 3-1211		5 VDC	600 mA	85 %
THM 3-1212		12 VDC	250 mA	87 %
THM 3-1213		15 VDC	200 mA	87 %
THM 3-1215	18 - 36 VDC (24 VDC nom.)	24 VDC	125 mA	87 %
THM 3-1221		± 5 VDC	300 mA	84 %
THM 3-1222		± 12 VDC	125 mA	88 %
THM 3-1223		± 15 VDC	100 mA	87 %
THM 3-2410		3.3 VDC	1000 mA	82 %
THM 3-2411		5 VDC	600 mA	85 %
THM 3-2412	36 - 75 VDC (48 VDC nom.)	12 VDC	250 mA	87 %
THM 3-2413		15 VDC	200 mA	87 %
THM 3-2415		24 VDC	125 mA	87 %
THM 3-2421		± 5 VDC	300 mA	83 %
THM 3-2422		± 12 VDC	125 mA	87 %
THM 3-2423		± 15 VDC	100 mA	86 %

THM 3WI

3 Watt



- Ultra wide 4:1 input voltage 3 W DC/DC converter in a compact DIP-24 plastic case
- I/O isolation 5000 VAC rated for 250 VAC working voltage
- Certification according to IEC/EN/ES 60601-1 3rd edition for 2 x MOPP
- Risk management process according to ISO 14971 incl. risk management file
- Acceptance criteria for electronic assemblies acc. to IPC-A-610 Level 3
- Low leakage current <2 µA
- Operating temp.: -40°C to 90°C
- EMC compliance to IEC 60601-1-2 4th edition and EN55032 class A
- Operating up to 5000m altitude

Pinout / Connection		
Pin	Single	Dual
1	No pin*/Remote	No pin*/Remote
2	-Vin (GND)	-Vin (GND)
10	No pin*/Trim	No pin*/Trim
11	No pin*/NC **	-Vout
14	+Vout	+Vout
16	-Vout	Common
22	+Vin (Vcc)	+Vin (Vcc)
23	+Vin (Vcc)	+Vin (Vcc)

Model	Input Voltage Range	Output Vnom	Imax	Efficiency
THM 3-0510WI	4.5 - 9 VDC (5 VDC nom.)	3.3 VDC	1000 mA	81 %
THM 3-0511WI		5 VDC	600 mA	85 %
THM 3-0512WI		12 VDC	250 mA	86 %
THM 3-0513WI		15 VDC	200 mA	88 %
THM 3-0515WI		24 VDC	125 mA	86 %
THM 3-0521WI		± 5 VDC	300 mA	83 %
THM 3-0522WI	9 - 36 VDC (24 VDC nom.)	± 12 VDC	125 mA	86 %
THM 3-0523WI		± 15 VDC	100 mA	86 %
THM 3-2410WI		3.3 VDC	1000 mA	82 %
THM 3-2411WI		5 VDC	600 mA	85 %
THM 3-2412WI		12 VDC	250 mA	87 %
THM 3-2413WI		15 VDC	200 mA	87 %
THM 3-2415WI	36 - 75 VDC (48 VDC nom.)	24 VDC	125 mA	87 %
THM 3-2421WI		± 5 VDC	300 mA	83 %
THM 3-2422WI		± 12 VDC	125 mA	87 %
THM 3-2423WI		± 15 VDC	100 mA	86 %
THM 3-4810WI		3.3 VDC	1000 mA	81 %
THM 3-4811WI		5 VDC	600 mA	84 %
THM 3-4812WI	18 - 75 VDC (48 VDC nominal)	12 VDC	250 mA	87 %
THM 3-4813WI		15 VDC	200 mA	87 %
THM 3-4815WI		24 VDC	125 mA	87 %
THM 3-4821WI		± 5 VDC	300 mA	83 %
THM 3-4822WI		± 12 VDC	125 mA	86 %
THM 3-4823WI		± 15 VDC	100 mA	86 %

NC: No connection

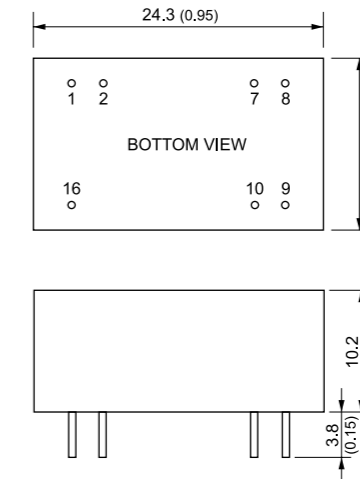
* If Remote or Trim is not selected there is no pin on corresponding number.

** If Trim is selected there is no pin on the corresponding pin number.

TIM 3.5

NEW!

3.5 Watt



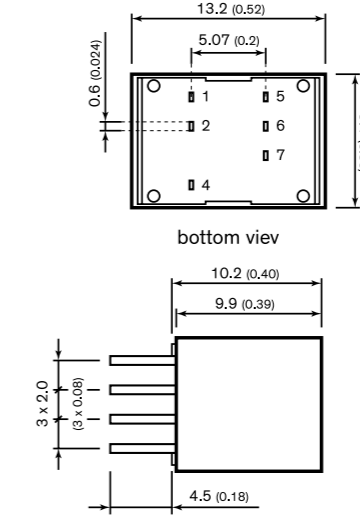
- Compact SMD-16-package
- I/O isolation 5000 VAC rated for 250 VAC working voltage
- Certification according to IEC/EN/ES 60601-1 3rd edition for 2 x MOPP and operation to 5000 m altitude
- Low leakage current < 2 µA for BF-applications
- Extended operating temperature range -40°C to 90°C.
- EMC compliance to IEC 60601-1-2 4th edition and EN 55032 class A

Pinout / Connection		
Pin	Single Output	Dual Output
1	-Vin (GND)	-Vin (GND)
2	Remote	Remote
7	NC	NC
8	NC	Common
9	+Vout	+Vout
10	-Vout	-Vout
16	+Vin (Vcc)	+Vin (Vcc)

Model	Input Voltage Range	Output Vnom	Imax	Efficiency
TIM 3.5-0911	4.5 - 12 VDC (9 VDC nom.)	5 VDC	700 mA	77 %
TIM 3.5-0919		9 VDC	389 mA	78 %
TIM 3.5-0912		12 VDC	292 mA	82 %
TIM 3.5-0913		15 VDC	234 mA	82 %
TIM 3.5-0915		24 VDC	146 mA	82 %
TIM 3.5-0922		± 12 VDC	146 mA	82 %
TIM 3.5-0923	9 - 18 VDC (12 VDC nom.)	± 15 VDC	117 mA	81 %
TIM 3.5-1211		5 VDC	700 mA	79 %
TIM 3.5-1219		9 VDC	389 mA	79 %
TIM 3.5-1212		12 VDC	292 mA	82 %
TIM 3.5-1213		15 VDC	234 mA	82 %
TIM 3.5-1215		24 VDC	146 mA	82 %
TIM 3.5-1222	18 - 36 VDC (24 VDC nom.)	± 12 VDC	146 mA	82 %
TIM 3.5-1223		± 15 VDC	117 mA	82 %
TIM 3.5-2411		5 VDC	700 mA	79 %
TIM 3.5-2419		9 VDC	389 mA	80 %
TIM 3.5-2412		12 VDC	292 mA	83 %
TIM 3.5-2413		15 VDC	234 mA	83 %
TIM 3.5-2415	36 - 75 VDC (48 VDC nom.)	24 VDC	146 mA	82 %
TIM 3.5-2422		± 12 VDC	146 mA	82 %
TIM 3.5-2423		± 15 VDC	117 mA	82 %
TIM 3.5-4811		5 VDC	700 mA	79 %
TIM 3.5-4819		9 VDC	389 mA	80 %
TIM 3.5-4812		12 VDC	292 mA	82 %
TIM 3.5-4813	18 - 75 VDC (48 VDC nominal)	15 VDC	234 mA	82 %
TIM 3.5-4815		24 VDC	146 mA	82 %
TIM 3.5-4822		± 12 VDC	146 mA	82 %
TIM 3.5-4823		± 15 VDC	117 mA	82 %

TDN 5WI

5 Watt



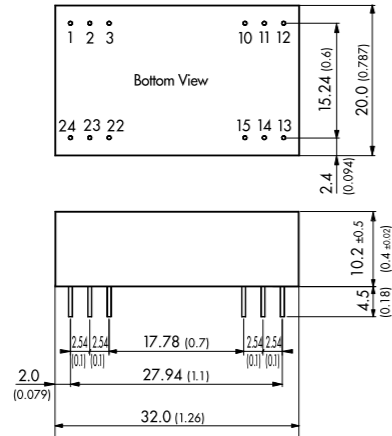
- Ultra compact DIP package 13,2 x 9,1 x 10,2 mm
- I/O-isolation 1600 VDC
- Fully regulated outputs
- Operating temperature range -40°C to +75°C
- Short circuit protection
- Remote On/Off
- 3-year product warranty
- Designed to meet UL 62368-1 (UL 60950-1)

Pinout		
Pin	Single	Dual
1	+Vin (Vcc)	+Vin (Vcc)
2	-Vin (GND)	-Vin (GND)
4	On/Off	On/Off
5	no con.	-Vout
6	-Vout	Common
7	+Vout	+Vout

Model	Input Voltage Range	Output Vnom	Imax	Efficiency
TDN 5-0910WI	4.5 - 13.2 VDC (9 VDC nominal)	3.3 VDC	1000 mA	76 %
TDN 5-0911WI		5.0 VDC	1000 mA	80 %
TDN 5-0919WI		9.0 VDC	555 mA	81 %
TDN 5-0912WI		12 VDC	420 mA	83 %
TDN 5-0913WI		15 VDC	333 mA	83 %
TDN 5-0915WI		24 VDC	210 mA	83 %
TDN 5-0921WI	9 - 36 VDC (24 VDC nominal)	± 5.0 VDC	±500 mA	80 %
TDN 5-0922WI		± 12 VDC	±210 mA	83 %
TDN 5-0923WI		± 15 VDC	±168 mA	83 %
TDN 5-2410WI		3.3 VDC	1000 mA	76 %
TDN 5-2411WI		5.0 VDC	1000 mA	80 %
TDN 5-2419WI		9.0 VDC	555 mA	81 %
TDN 5-2412WI	18 - 75 VDC (48 VDC nominal)	12 VDC	420 mA	83 %
TDN 5-2413WI		15 VDC	333 mA	83 %
TDN 5-2415WI		24 VDC	210 mA	83 %
TDN 5-2421WI		± 5.0 VDC	±500 mA	80 %
TDN 5-2422WI		± 12 VDC	±210 mA	83 %
TDN 5-2423WI		± 15 VDC	±168 mA	84 %
TDN 5-4810WI	36 - 75 VDC (48 VDC nominal)	3.3 VDC	1000 mA	76 %
TDN 5-4811WI		5.0 VDC	1000 mA	81 %
TDN 5-4819WI		9.0 VDC	555 mA	81 %
TDN 5-4812WI		12 VDC	420 mA	83 %
TDN 5-4813WI		15 VDC	333 mA	83 %
TDN 5-4815WI		24 VDC	210 mA	83 %
TDN 5-4821WI	18 - 75 VDC (48 VDC nominal)	± 5.0 VDC	±500 mA	80 %
TDN 5-4822WI		± 12 VDC	±210 mA	83 %
TDN 5-4823WI		± 15 VDC	±168 mA	84 %

TVN 5WI

5 Watt



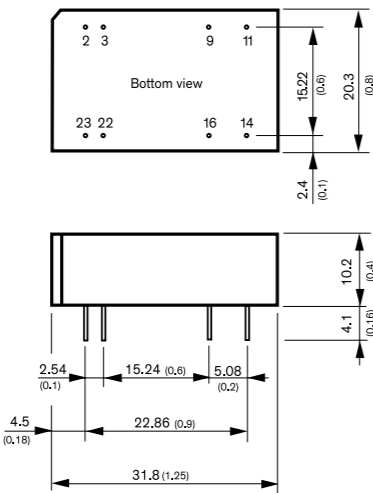
- Ultra low ripple and noise 10 mVp-p typ.
- 6-side shielded DIP-24 metal package
- Input filter to meet EN 55032, class B
- Ultra wide 4:1 input voltage range 4.5-12, 9-36, 18-75 VDC
- Operating temperature range -40°C to +90°C
- Undervoltage lockout
- I/O isolation 1600 VDC
- Adjustable output voltage
- No minimum load required
- Remote On/Off
- 3-year product warranty

Pinout		
Pin	Single	Dual
1	+Vin (Vcc)	
2	+Vin (Vcc)	
3	Case	
10	No pin	Common
11	No pin	+Vout 1
12	Case	
13	TRIM	
14	-Vout	-Vout 2
15	+Vout	Common
22	Remote On / Off	
23	-Vin	
24	-Vin	

Model	Input Voltage Range	Output Vnom	Output I _{max}	Efficiency
TVN 5-0910WI	4.5 - 12 VDC (9 VDC nominal)	3.3 VDC	1515 mA	79 %
TVN 5-0911WI		5.0 VDC	1000 mA	82 %
TVN 5-0912WI		12 VDC	416 mA	87 %
TVN 5-0913WI		15 VDC	333 mA	87 %
TVN 5-0915WI		24 VDC	208 mA	88 %
TVN 5-0921WI	9 - 36 VDC (24 VDC nominal)	±5.0 VDC	±500 mA	84 %
TVN 5-0922WI		±12 VDC	±208 mA	85 %
TVN 5-0923WI		±15 VDC	±166 mA	86 %
TVN 5-0925WI		±24 VDC	±104 mA	87 %
TVN 5-2410WI		18 - 75 VDC (48 VDC nominal)	3.3 VDC	1515 mA
TVN 5-2411WI	5.0 VDC		1000 mA	83 %
TVN 5-2412WI	12 VDC		416 mA	88 %
TVN 5-2413WI	15 VDC		333 mA	88 %
TVN 5-2415WI	24 VDC		208 mA	89 %
TVN 5-2421WI	9 - 36 VDC (24 VDC nominal)	±5.0 VDC	±500 mA	84 %
TVN 5-2422WI		±12 VDC	±208 mA	85 %
TVN 5-2423WI		±15 VDC	±166 mA	86 %
TVN 5-2425WI		±24 VDC	±104 mA	87 %
TVN 5-4810WI		18 - 75 VDC (48 VDC nominal)	3.3 VDC	1515 mA
TVN 5-4811WI	5.0 VDC		1000 mA	83 %
TVN 5-4812WI	12 VDC		416 mA	86 %
TVN 5-4813WI	15 VDC		333 mA	87 %
TVN 5-4815WI	24 VDC		208 mA	88 %
TVN 5-4821WI	9 - 36 VDC (24 VDC nominal)	±5.0 VDC	±500 mA	83 %
TVN 5-4822WI		±12 VDC	±208 mA	85 %
TVN 5-4823WI		±15 VDC	±166 mA	86 %
TVN 5-4825WI		±24 VDC	±104 mA	87 %

TEL 5

5 Watt



- Wide 2:1 input range
- Cost efficient SMD-design
- High power density
- High efficiency up to 86%
- Regulated outputs
- I/O isolation 1500 VDC
- Input filter to meet EN 55032, Class A and FCC, level A without external components
- Indefinite short-circuit protection 24-pin DIP with industry standard pinout
- High reliability, MTBF >1 Mio. h
- Lead free design, RoHS compliant
- 3-year product warranty

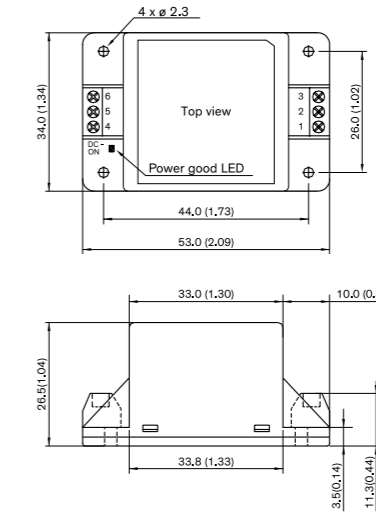
Pinout		
Pin	Single	Dual
2	-Vin (GND)	-Vin (GND)
3	-Vin (GND)	-Vin (GND)
9	No pin	Common
11	No con.	-Vout
14	+Vout	+Vout
16	-Vout	Common
22	+Vin (Vcc)	+Vin (Vcc)
23	+Vin (Vcc)	+Vin (Vcc)

Model	Input Voltage Range	Output Vnom	Output I _{max}	Efficiency
TEL 5-1210	9 - 18 VDC (nominal 12 VDC)	3.3 VDC	1200 mA	77 %
TEL 5-1211		5 VDC	1000 mA	81 %
TEL 5-1212		12 VDC	500 mA	84 %
TEL 5-1222		±12 VDC	±250 mA	84 %
TEL 5-1223		±15 VDC	±200 mA	84 %
TEL 5-2410	18 - 36 VDC (nominal 24 VDC)	3.3 VDC	1200 mA	79 %
TEL 5-2411		5 VDC	1000 mA	83 %
TEL 5-2412		12 VDC	500 mA	86 %
TEL 5-2422		±12 VDC	±250 mA	86 %
TEL 5-2423		±15 VDC	±200 mA	86 %

TMDC 06

NEW!

6 Watt



- Fully encapsulated chassis mount modules
- Harsh industrial EMC capabilities: Integrated filters for emission (EN 55032) & immunity (EN 55035)
- Ultra wide 4:1 input voltage range: 9-36 and 18-75 VDC
- Operating temperature range -40 to +80 °C without derating
- I/O-isolation 3000 VDC
- Protection against overload, undervoltage and short circuit
- DC-OK (LED) and Remote On/Off function
- IEC/EN/UL 62368-1 safety approvals
- 3-year product warranty

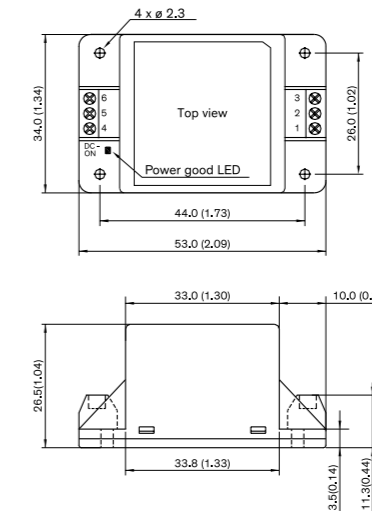
Pinout		
Pin	Single Output	Dual Output
1	Remote	Remote
2	-Vin (GND)	-Vin (GND)
3	+Vin (Vcc)	+Vin (Vcc)
4	-Vout	-Vout
5	NC	Common
6	+Vout	+Vout

Model	Input Voltage Range	Output Vnom	Output I _{max}	Efficiency
TMDC 06-2411	9 - 36 VDC (24 VDC nom.)	5.1 VDC	1'200 mA	81 %
TMDC 06-2412		12 VDC	500 mA	84 %
TMDC 06-2413		15 VDC	400 mA	84 %
TMDC 06-2415		24 VDC	250 mA	85 %
TMDC 06-2418		48 VDC	125 mA	83 %
TMDC 06-2422	18 - 75 VDC (48 VDC nom.)	+12 VDC	250 mA	84 %
TMDC 06-2423		+15 VDC	200 mA	85 %
TMDC 06-2425		+24 VDC	125 mA	84 %
TMDC 06-4811		5.1 VDC	1'200 mA	80 %
TMDC 06-4812		12 VDC	500 mA	84 %
TMDC 06-4813	15 VDC	400 mA	84 %	
TMDC 06-4815	24 VDC	250 mA	85 %	
TMDC 06-4818	48 VDC	125 mA	83 %	
TMDC 06-4822	9 - 36 VDC (24 VDC nominal)	+12 VDC	250 mA	85 %
TMDC 06-4823		+15 VDC	200 mA	85 %
TMDC 06-4825		+24 VDC	125 mA	84 %

TMDC 06H

NEW!

6 Watt



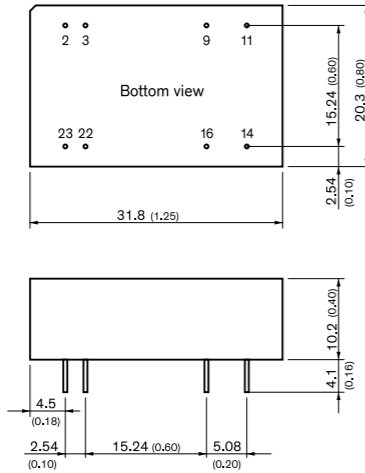
- Fully encapsulated chassis mount modules
- Harsh industrial EMC capabilities: Integrated filters for emission (EN 55032) & immunity (EN 55035)
- Ultra wide 4:1 input range
- Operating temperature range -40 to +80 °C without derating
- I/O-isolation 3'000 VAC reinforced
- Protection against overload, undervoltage and short circuit
- 3-year product warranty

Pinout		
Pin	Single Output	Dual Output
1	Remote	Remote
2	-Vin (GND)	-Vin (GND)
3	+Vin (Vcc)	+Vin (Vcc)
4	-Vout	-Vout
5	NC	Common
6	+Vout	+Vout

Model	Input Voltage Range	Output Vnom	Output I _{max}	Efficiency
TMDC 06-7211H	80 - 160 VDC (110 VDC nom.)	5.1 VDC	1'200 mA	79 %
TMDC 06-7212H		12 VDC	500 mA	83 %
TMDC 06-7213H		15 VDC	400 mA	83 %
TMDC 06-7215H		24 VDC	250 mA	84 %
TMDC 06-7218H		48 VDC	125 mA	82 %
TMDC 06-7222H	9 - 36 VDC (24 VDC nominal)	±12 VDC	±250 mA	84 %
TMDC 06-7223H		±15 VDC	±200 mA	84 %
TMDC 06-7225H		±24 VDC	±125 mA	83 %

TEN 6N

6 Watt



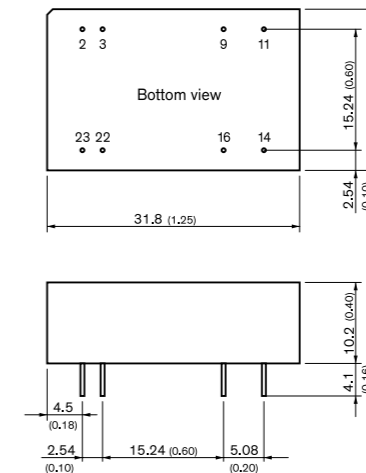
- 2:1 input voltage range
- High efficiency
- Operating temperature range -40°C to +85°C
- No minimum load required
- Input filter meets EN 55032, class A
- Overload protection
- I/O-isolation 1500 VDC
- DIP-24 plastic package
- Industry standard pinout
- 3-year product warranty

Pinout		
Pin	Single	Dual
2	-Vin (GND)	-Vin (GND)
3	-Vin (GND)	-Vin (GND)
9	No pin	Common
11	No function	-Vout
14	+Vout	+Vout
16	-Vout	Common
22	+Vin (Vcc)	+Vin (Vcc)
23	+Vin (Vcc)	+Vin (Vcc)

Model	Input Voltage Range	Output Vnom	Output I _{max}	Efficiency
TEN 6-1210N	9 - 18 VDC (12 VDC nominal)	3.3 VDC	1200 mA	75 %
TEN 6-1211N		5 VDC	1200 mA	78 %
TEN 6-1212N		12 VDC	500 mA	82 %
TEN 6-1213N		15 VDC	400 mA	82 %
TEN 6-1215N		24 VDC	250 mA	84 %
TEN 6-1221N		±5 VDC	±500 mA	78 %
TEN 6-1222N	±12 VDC	±250 mA	82 %	
TEN 6-1223N	±15 VDC	±200 mA	82 %	
TEN 6-2410N	18 - 36 VDC (24 VDC nominal)	3.3 VDC	1200 mA	77 %
TEN 6-2411N		5 VDC	1200 mA	80 %
TEN 6-2412N		12 VDC	500 mA	84 %
TEN 6-2413N		15 VDC	400 mA	84 %
TEN 6-2415N		24 VDC	250 mA	84 %
TEN 6-2421N		±5 VDC	±500 mA	80 %
TEN 6-2422N	±12 VDC	±250 mA	84 %	
TEN 6-2423N	±15 VDC	±200 mA	84 %	
TEN 6-4810N	36 - 75 VDC (48 VDC nominal)	3.3 VDC	1200 mA	77 %
TEN 6-4811N		5 VDC	1200 mA	80 %
TEN 6-4812N		12 VDC	500 mA	84 %
TEN 6-4813N		15 VDC	400 mA	84 %
TEN 6-4815N		24 VDC	250 mA	84 %
TEN 6-4821N		±5 VDC	±500 mA	80 %
TEN 6-4822N	±12 VDC	±250 mA	84 %	
TEN 6-4823N	±15 VDC	±200 mA	84 %	

TEN 6WIN-HI

6 Watt



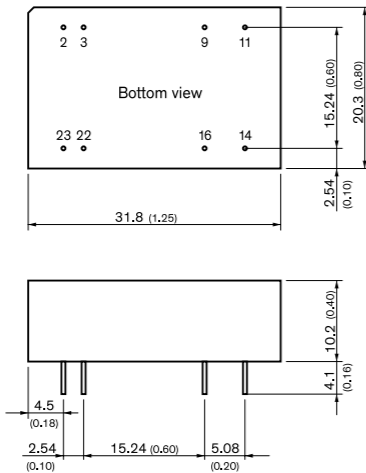
- Wide 4:1 input voltage range
- High efficiency
- Operating temperature range -40°C to +85°C
- No minimum load required
- Models with 1500 VDC and 3000 VDC I/O isolation (functional insulation)
- Input filter meets EN 55032, class A
- Overload protection
- DIP-24 plastic package
- Industry standard pinout
- 3-year product warranty

Pinout		
Pin	Single	Dual
2	-Vin (GND)	-Vin (GND)
3	-Vin (GND)	-Vin (GND)
9	No pin	Common
11	No function	-Vout
14	+Vout	+Vout
16	-Vout	Common
22	+Vin (Vcc)	+Vin (Vcc)
23	+Vin (Vcc)	+Vin (Vcc)

Model	Input Voltage Range	Output Vnom	Output I _{max}	Efficiency
TEN 6-2410WIN-HI	9 - 36 VDC (24 VDC nominal)	3.3 VDC	1200 mA	77 %
TEN 6-2411WIN-HI		5 VDC	1200 mA	80 %
TEN 6-2412WIN-HI		12 VDC	500 mA	84 %
TEN 6-2413WIN-HI		15 VDC	400 mA	84 %
TEN 6-2415WIN-HI		24 VDC	250 mA	84 %
TEN 6-2421WIN-HI		±5 VDC	±500 mA	80 %
TEN 6-2422WIN-HI	±12 VDC	±250 mA	84 %	
TEN 6-2423WIN-HI	±15 VDC	±200 mA	84 %	
TEN 6-4810WIN-HI	18 - 75 VDC (48 VDC nominal)	3.3 VDC	1200 mA	77 %
TEN 6-4811WIN-HI		5 VDC	1200 mA	80 %
TEN 6-4812WIN-HI		12 VDC	500 mA	84 %
TEN 6-4813WIN-HI		15 VDC	400 mA	84 %
TEN 6-4815WIN-HI		24 VDC	250 mA	84 %
TEN 6-4821WIN-HI		±5 VDC	±500 mA	80 %
TEN 6-4822WIN-HI	±12 VDC	±250 mA	84 %	
TEN 6-4823WIN-HI	±15 VDC	±200 mA	84 %	

TEN 6WIN

6 Watt



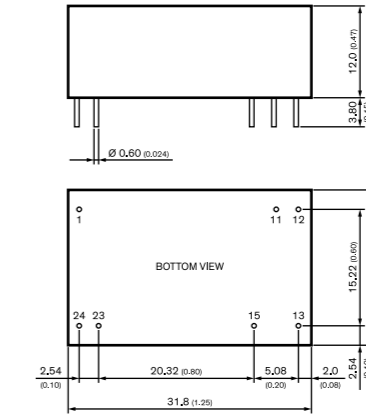
- Wide 4:1 input voltage range
- High efficiency
- Operating temperature range -40°C to +85°C
- No minimum load required
- Models with 1500 VDC and 3000 VDC I/O isolation (functional insulation)
- Input filter meets EN 55032, class A
- Overload protection
- DIP-24 plastic package
- Industry standard pinout
- 3-year product warranty

Pinout		
Pin	Single	Dual
2	-Vin (GND)	-Vin (GND)
3	-Vin (GND)	-Vin (GND)
9	No pin	Common
11	No function	-Vout
14	+Vout	+Vout
16	-Vout	Common
22	+Vin (Vcc)	+Vin (Vcc)
23	+Vin (Vcc)	+Vin (Vcc)

Model	Input Voltage Range	Output Vnom	Output I _{max}	Efficiency
TEN 6-2410WIN	9 - 36 VDC (24 VDC nominal)	3.3 VDC	1200 mA	77 %
TEN 6-2411WIN		5 VDC	1200 mA	80 %
TEN 6-2412WIN		12 VDC	500 mA	84 %
TEN 6-2413WIN		15 VDC	400 mA	84 %
TEN 6-2415WIN		24 VDC	250 mA	84 %
TEN 6-2421WIN		±5 VDC	±500 mA	80 %
TEN 6-2422WIN	±12 VDC	±250 mA	84 %	
TEN 6-2423WIN	±15 VDC	±200 mA	84 %	
TEN 6-4810WIN	18 - 75 VDC (48 VDC nominal)	3.3 VDC	1200 mA	77 %
TEN 6-4811WIN		5 VDC	1200 mA	80 %
TEN 6-4812WIN		12 VDC	500 mA	84 %
TEN 6-4813WIN		15 VDC	400 mA	84 %
TEN 6-4815WIN		24 VDC	250 mA	84 %
TEN 6-4821WIN		±5 VDC	±500 mA	80 %
TEN 6-4822WIN	±12 VDC	±250 mA	84 %	
TEN 6-4823WIN	±15 VDC	±200 mA	84 %	

TRI 6 **NEW!**

6 Watt



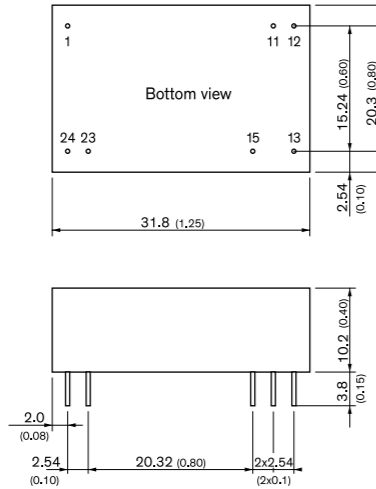
- Reinforced I/O-isolation 7071 VDC rated for 1000 VAC working voltage
- Ultra-high isolation peak voltage 9000 VDC (1s)
- Common Mode Transient Immunity (dv/dt) 15 kV/μs
- Operating temperature range -40 to +85°C
- Low no-load power consumption 120 - 240 mW
- Internal EN 55032 class A filter
- High efficiency up to 89%
- 2:1 input voltage range: 9-18, 18-36, 36-75 VDC
- Protection against overload, overvoltage and short circuit
- 3-year product warranty

Pinout		
Pin	Single Output	Dual Output
1	+Vin (Vcc)	+Vin (Vcc)
11	No pin	Common
12	-Vout	No pin
13	+Vout	-Vout
15	No pin	+Vout
23	-Vin (GND)	-Vin (GND)
24	-Vin (GND)	-Vin (GND)

Model	Input Voltage Range	Output Vnom	Output I _{max}	Efficiency
TRI 6-1211	9 - 18 VDC (12 VDC nom.)	5 VDC	1'200 mA	83 %
TRI 6-1212		12 VDC	500 mA	86 %
TRI 6-1213		15 VDC	400 mA	86 %
TRI 6-1222		+12 VDC	250 mA	87 %
TRI 6-1223	+15 VDC	200 mA	87 %	
TRI 6-2411	18 - 36 VDC (24 VDC nom.)	5 VDC	1'200 mA	83 %
TRI 6-2412		12 VDC	500 mA	86 %
TRI 6-2413		15 VDC	400 mA	87 %
TRI 6-2422		+12 VDC	250 mA	86 %
TRI 6-2423	+15 VDC	200 mA	87 %	
TRI 6-4811	36 - 75 VDC (48 VDC nom.)	5 VDC	1'200 mA	83 %
TRI 6-4812		12 VDC	500 mA	86 %
TRI 6-4813		15 VDC	400 mA	89 %
TRI 6-4822		+12 VDC	250 mA	87 %
TRI 6-4823	+15 VDC	200 mA	88 %	

THM 6

6 Watt



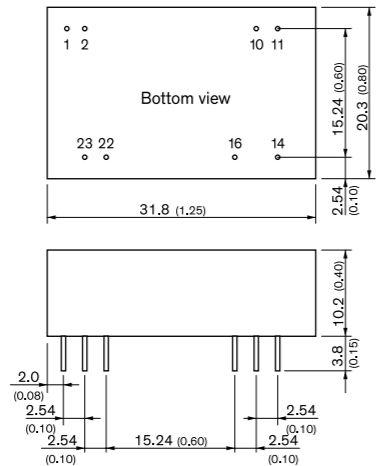
- Compact DIP-24 plastic case
- I/O isolation 5000 VAC rated for 250 VAC working voltage
- IEC 60601-1 certification for 2 x MOPP
- Risk management process according to ISO 14971 incl. risk management file
- Acceptance criteria for electronic assemblies acc. to IPC-A-610 Level 3
- Low leakage current <2 μA
- Operating temp.: -40°C to 90°C
- EMC compliance to IEC 60601-1-2 4th edition and EN55032 class A

Pinout / Connection		
Pin	Single	Dual
1	+Vin (Vcc)	+Vin (Vcc)
11	No pin	Common
12	-Vout	Mo pin
13	+Vout	-Vout
15	No pin	+Vout
23	-Vin (GND)	-Vin (GND)
24	-Vin (GND)	-Vin (GND)

Model	Input Voltage Range	Output Vnom	Imax	Efficiency
THM 6-0510	4.5 - 9 VDC (5 VDC nom.)	3.3 VDC	1800 mA	82 %
THM 6-0511		5 VDC	1200 mA	86 %
THM 6-0512		12 VDC	500 mA	86 %
THM 6-0513		15 VDC	400 mA	88 %
THM 6-0515		24 VDC	250 mA	87 %
THM 6-0521		± 5 VDC	600 mA	84 %
THM 6-0522	± 12 VDC	250 mA	87 %	
THM 6-0523	± 15 VDC	200 mA	88 %	
THM 6-1210	9 - 18 VDC (12 VDC nom.)	3.3 VDC	1800 mA	84 %
THM 6-1211		5 VDC	1200 mA	86 %
THM 6-1212		12 VDC	500 mA	89 %
THM 6-1213		15 VDC	400 mA	89 %
THM 6-1215		24 VDC	250 mA	89 %
THM 6-1221		± 5 VDC	600 mA	85 %
THM 6-1222	± 12 VDC	250 mA	89 %	
THM 6-1223	± 15 VDC	200 mA	88 %	
THM 6-2410	18 - 36 VDC (24 VDC nom.)	3.3 VDC	1800 mA	83 %
THM 6-2411		5 VDC	1200 mA	86 %
THM 6-2412		12 VDC	500 mA	89 %
THM 6-2413		15 VDC	400 mA	89 %
THM 6-2415		24 VDC	250 mA	89 %
THM 6-2421		± 5 VDC	600 mA	85 %
THM 6-2422	± 12 VDC	250 mA	89 %	
THM 6-2423	± 15 VDC	200 mA	89 %	
THM 6-4810	36 - 75 VDC (48 VDC nom.)	3.3 VDC	1800 mA	83 %
THM 6-4811		5 VDC	1200 mA	87 %
THM 6-4812		12 VDC	500 mA	88 %
THM 6-4813		15 VDC	400 mA	89 %
THM 6-4815		24 VDC	250 mA	88 %
THM 6-4821		± 5 VDC	600 mA	85 %
THM 6-4822	± 12 VDC	250 mA	88 %	
THM 6-4823	± 15 VDC	200 mA	87 %	

THM 6WI

6 Watt



- Ultra wide 4:1 input voltage 6 W DC/DC converter in a compact DIP-24 plastic case
- I/O isolation 5000 VAC rated for 250 VAC working voltage
- Certification according to IEC/EN/ES 60601-1 3rd edition for 2 x MOPP
- Risk management process according to ISO 14971 incl. risk management file
- Acceptance criteria for electronic assemblies acc. to IPC-A-610 Level 3
- Low leakage current <2 μA
- Operating temp.: -40°C to 90°C
- EMC compliance to IEC 60601-1-2 4th edition and EN55032 class A
- Operating up to 5000m altitude

Pinout / Connection		
Pin	Single	Dual
1	No pin*/Remote	No pin*/Remote
2	-Vin (GND)	-Vin (GND)
10	No pin*/Trim	No pin*/Trim
11	No pin*/NC **	-Vout
14	+Vout	+Vout
16	-Vout	Common
22	+Vin (Vcc)	+Vin (Vcc)
23	+Vin (Vcc)	+Vin (Vcc)

Model	Input Voltage Range	Output Vnom	Imax	Efficiency
THM 6-0510WI	4.5 - 9 VDC (5 VDC nom.)	3.3 VDC	1800 mA	82 %
THM 6-0511WI		5 VDC	1200 mA	86 %
THM 6-0512WI		12 VDC	500 mA	86 %
THM 6-0513WI		15 VDC	400 mA	88 %
THM 6-0515WI		24 VDC	250 mA	87 %
THM 6-0521WI		± 5 VDC	600 mA	84 %
THM 6-0522WI	± 12 VDC	250 mA	87 %	
THM 6-0523WI	± 15 VDC	200 mA	88 %	
THM 6-2410WI	9 - 36 VDC (24 VDC nom.)	3.3 VDC	1800 mA	83 %
THM 6-2411WI		5 VDC	1200 mA	86 %
THM 6-2412WI		12 VDC	500 mA	89 %
THM 6-2413WI		15 VDC	400 mA	89 %
THM 6-2415WI		24 VDC	250 mA	89 %
THM 6-2421WI		± 5 VDC	600 mA	85 %
THM 6-2422WI	± 12 VDC	250 mA	89 %	
THM 6-2423WI	± 15 VDC	200 mA	89 %	
THM 6-4810WI	18 - 75 VDC (48 VDC nom.)	3.3 VDC	1800 mA	83 %
THM 6-4811WI		5 VDC	1200 mA	87 %
THM 6-4812WI		12 VDC	500 mA	88 %
THM 6-4813WI		15 VDC	400 mA	89 %
THM 6-4815WI		24 VDC	250 mA	88 %
THM 6-4821WI		± 5 VDC	600 mA	85 %
THM 6-4822WI	± 12 VDC	250 mA	88 %	
THM 6-4823WI	± 15 VDC	200 mA	87 %	

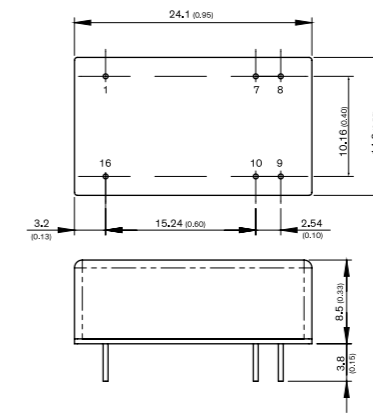
NC: No connection

* If Remote or Trim is not selected there is no pin on corresponding number.

** If Trim is selected there is no pin on the corresponding pin number.

TEL 8

8 Watt



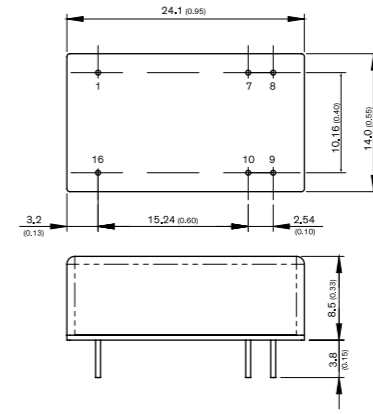
- Ultra compact 8 W converter in DIP-16 metal casing
- Operating temperature range -40°C to +80°C
- Wide 2:1 input range
- Built-in EN 55032 class A filter
- Protection against short circuit
- 3-year product warranty

Pinout		
Pin	Single	Dual
1	-Vin (GND)	-Vin (GND)
7	NC	NC
8	NC	Common
9	+Vout	+Vout
10	-Vout	-Vout
16	+Vin (Vcc)	+Vin (Vcc)

Model	Input Voltage Range	Output Vnom	Imax	Efficiency
TEL 8-1210	9 - 18 VDC (12 VDC nom.)	3.3 VDC	1'600 mA	78 %
TEL 8-1211		5 VDC	1'600 mA	81 %
TEL 8-1212		12 VDC	665 mA	84 %
TEL 8-1213		15 VDC	535 mA	84 %
TEL 8-1215		24 VDC	335 mA	85 %
TEL 8-1222		± 12 VDC	335 mA	85 %
TEL 8-1223	± 15 VDC	265 mA	84 %	
TEL 8-2410	18 - 36 VDC (24 VDC nom.)	3.3 VDC	1'600 mA	78 %
TEL 8-2411		5 VDC	1'600 mA	82 %
TEL 8-2412		12 VDC	665 mA	85 %
TEL 8-2413		15 VDC	535 mA	85 %
TEL 8-2415		24 VDC	335 mA	86 %
TEL 8-2422		± 12 VDC	335 mA	85 %
TEL 8-2423	± 15 VDC	265 mA	86 %	
TEL 8-4810	36 - 75 VDC (48 VDC nom.)	3.3 VDC	1'600 mA	78 %
TEL 8-4811		5 VDC	1'600 mA	81 %
TEL 8-4812		12 VDC	665 mA	85 %
TEL 8-4813		15 VDC	535 mA	85 %
TEL 8-4815		24 VDC	335 mA	86 %
TEL 8-4822		± 12 VDC	335 mA	86 %
TEL 8-4823	± 15 VDC	265 mA	86 %	

TEL 8WI

8 Watt



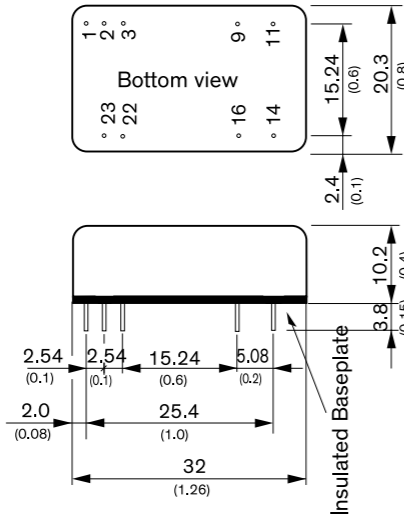
- Ultra compact 8 W converter in DIP-16 metal casing
- Operating temperature range -40°C to +80°C
- Ultra wide 4:1 input range
- Built-in EN 55032 class A filter
- Protection against short circuit
- 3-year product warranty

Pinout		
Pin	Single	Dual
1	-Vin (GND)	-Vin (GND)
7	NC	NC
8	NC	Common
9	+Vout	+Vout
10	-Vout	-Vout
16	+Vin (Vcc)	+Vin (Vcc)

Model	Input Voltage Range	Output Vnom	Imax	Efficiency
TEL 8-2410WI	9 - 36 VDC (24 VDC nom.)	3.3 VDC	2000 mA	78 %
TEL 8-2411WI		5 VDC	1600 mA	82 %
TEL 8-2412WI		12 VDC	665 mA	85 %
TEL 8-2413WI		15 VDC	535 mA	85 %
TEL 8-2415WI		24 VDC	335 mA	86 %
TEL 8-2422WI		± 12 VDC	335 mA	85 %
TEL 8-2423WI	± 15 VDC	265 mA	86 %	
TEL 8-4810WI	18 - 75 VDC (48 VDC nom.)	3.3 VDC	2000 mA	78 %
TEL 8-4811WI		5 VDC	1600 mA	81 %
TEL 8-4812WI		12 VDC	665 mA	85 %
TEL 8-4813WI		15 VDC	535 mA	85 %
TEL 8-4815WI		24 VDC	335 mA	86 %
TEL 8-4822WI		± 12 VDC	335 mA	86 %
TEL 8-4823WI	± 15 VDC	265 mA	86 %	

TEN 8

8 Watt



- DIP-24 package with industry standard footprint
- Wide 2:1 input voltage range
- Input filter meets EN 55032, class A
- Extended operating temperature range: -40°C to +85°C
- Remote On/Off
- Shielded metal casing with insulated baseplate
- Lead free design, RoHS compliant
- 3-year product warranty

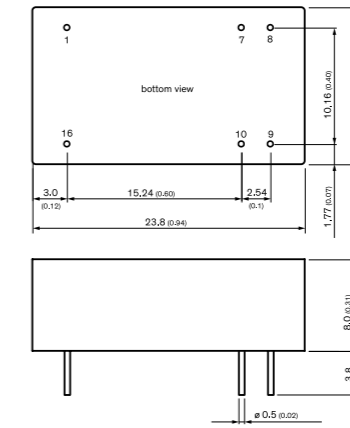
Pinout		
Pin	Single	Dual
1	Remote On/Off	Remote On/Off
2	-Vin (GND)	-Vin (GND)
3	-Vin (GND)	-Vin (GND)
9	No con.	Common
11	No con.	-Vout
14	+Vout	+Vout
16	-Vout	Common
22	+Vin (Vcc)	+Vin (Vcc)
23	+Vin (Vcc)	+Vin (Vcc)

Model	Input Voltage Range	Output Vnom	Output I _{max}	Efficiency
TEN 8-1210	9 - 18 VDC (12 VDC nominal)	3.3 VDC	2000 mA	80 %
TEN 8-1211		5 VDC	1500 mA	83 %
TEN 8-1212		12 VDC	665 mA	88 %
TEN 8-1213		15 VDC	535 mA	87 %
TEN 8-1221		±5 VDC	±800 mA	83 %
TEN 8-1222	±12 VDC	±335 mA	87 %	
TEN 8-1223	±15 VDC	±265 mA	85 %	
TEN 8-2410	18 - 36 VDC (24 VDC nominal)	3.3 VDC	2000 mA	80 %
TEN 8-2411		5 VDC	1500 mA	83 %
TEN 8-2412		12 VDC	665 mA	86 %
TEN 8-2413		15 VDC	535 mA	85 %
TEN 8-2421		±5 VDC	±800 mA	82 %
TEN 8-2422	±12 VDC	±335 mA	86 %	
TEN 8-2423	±15 VDC	±265 mA	85 %	
TEN 8-4810	36 - 75 VDC (48 VDC nominal)	3.3 VDC	2000 mA	80 %
TEN 8-4811		5 VDC	1500 mA	83 %
TEN 8-4812		12 VDC	665 mA	86 %
TEN 8-4813		15 VDC	535 mA	86 %
TEN 8-4821		±5 VDC	±800 mA	85 %
TEN 8-4822	±12 VDC	±335 mA	87 %	
TEN 8-4823	±15 VDC	±265 mA	87 %	

TEL 10

NEW!

10 Watt



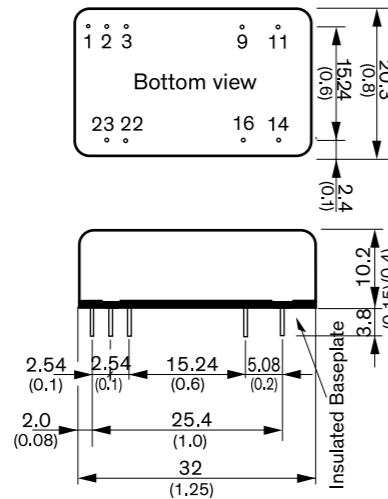
- Most compact 10 Watt converter in DIP-16 metal casing
- Highest power density of 3.83 W/cm³
- 6-side shielded metal case with insulated base plate
- Wide 2:1 input voltage range
- High efficiency for low thermal loss
- Operating temperature range of -40°C to +88°C
- Built-in EN 55032 class A filter
- Current limitation and protection against short circuit
- 3-year product warranty

Pinout		
Pin	Single	Dual
1	-Vin (GND)	-Vin (GND)
7	NC	NC
8	NC	Common
9	+Vout	+Vout
10	-Vout	-Vout
16	+Vin (Vcc)	+Vin (Vcc)

Model	Input Voltage Range	Output Vnom	Output I _{max}	Efficiency
TEL 10-1210	9 - 18 VDC (12 VDC nom.)	3.3 VDC	2'700 mA	79 %
TEL 10-1211		5.1 VDC	2'000 mA	82 %
TEL 10-1212		12 VDC	833 mA	86 %
TEL 10-1213		15 VDC	666 mA	87 %
TEL 10-1215		24 VDC	416 mA	87 %
TEL 10-1222	±12 VDC	416 mA	86 %	
TEL 10-1223	±15 VDC	333 mA	86 %	
TEL 10-2410	18 - 36 VDC (24 VDC nom.)	3.3 VDC	2'700 mA	80 %
TEL 10-2411		5.1 VDC	2'000 mA	83 %
TEL 10-2412		12 VDC	833 mA	87 %
TEL 10-2413		15 VDC	666 mA	88 %
TEL 10-2415		24 VDC	416 mA	88 %
TEL 10-2422	±12 VDC	416 mA	87 %	
TEL 10-2423	±15 VDC	333 mA	87 %	
TEL 10-4810	36 - 75 VDC (48 VDC nom.)	3.3 VDC	2'700 mA	80 %
TEL 10-4811		5.1 VDC	2'000 mA	83 %
TEL 10-4812		12 VDC	833 mA	87 %
TEL 10-4813		15 VDC	666 mA	88 %
TEL 10-4815		24 VDC	416 mA	88 %
TEL 10-4822	±12 VDC	416 mA	87 %	
TEL 10-4823	±15 VDC	333 mA	87 %	

TEN 8WI

8 Watt



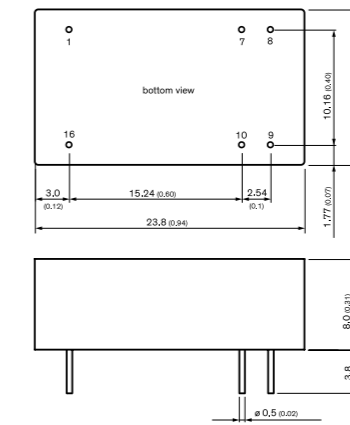
- DIP-24 metal package
- Ultra wide 4:1 input voltage range 9-36, 18-75, 43-160 VDC
- EN 50155 approval for railway applications
- Thermal shock and vibration resistant according EN 61373
- High efficiency up to 88 %
- No minimum load required
- Operating temperature range -40°C to +85°C
- Remote On/Off
- Under voltage lock-out circuit
- Shielded metal case with insulated base plate
- Lead free design, RoHS compliant
- 3-year product warranty

Pinout		
Pin	Single	Dual
1	Remote On/Off	Remote On/Off
2	-Vin (GND)	-Vin (GND)
3	-Vin (GND)	-Vin (GND)
9	ntc	Common
11	ntc	-Vout
14	+Vout	+Vout
16	-Vout	Common
22	+Vin (Vcc)	+Vin (Vcc)
23	+Vin (Vcc)	+Vin (Vcc)

Model	Input Voltage Range	Output Vnom	Output I _{max}	Efficiency
TEN 8-2410WI	9 - 36 VDC (24 VDC nom.)	3.3 VDC	2400 mA	85 %
TEN 8-2411WI		5 VDC	1600 mA	87 %
TEN 8-2412WI		12 VDC	666 mA	86 %
TEN 8-2413WI		15 VDC	533 mA	86 %
TEN 8-2421WI		±5 VDC	±800 mA	84 %
TEN 8-2422WI	±12 VDC	±333 mA	86 %	
TEN 8-2423WI	±15 VDC	±267 mA	86 %	
TEN 8-4810WI	18 - 75 VDC (48 VDC nom.)	3.3 VDC	2400 mA	85 %
TEN 8-4811WI		5 VDC	1600 mA	87 %
TEN 8-4812WI		12 VDC	666 mA	87 %
TEN 8-4813WI		15 VDC	533 mA	88 %
TEN 8-4821WI		±5 VDC	±800 mA	84 %
TEN 8-4822WI	±12 VDC	±333 mA	87 %	
TEN 8-4823WI	±15 VDC	±267 mA	87 %	
TEN 8-7210WI	43 - 160 VDC (110 VDC nom.)	3.3 VDC	2400 mA	84 %
TEN 8-7211WI		5 VDC	1600 mA	85 %
TEN 8-7212WI		12 VDC	666 mA	86 %
TEN 8-7213WI		15 VDC	533 mA	86 %
TEN 8-7221WI		±5 VDC	±800 mA	82 %
TEN 8-7222WI	±12 VDC	±333 mA	85 %	
TEN 8-7223WI	±15 VDC	±267 mA	85 %	

TEL 10WI

10 Watt



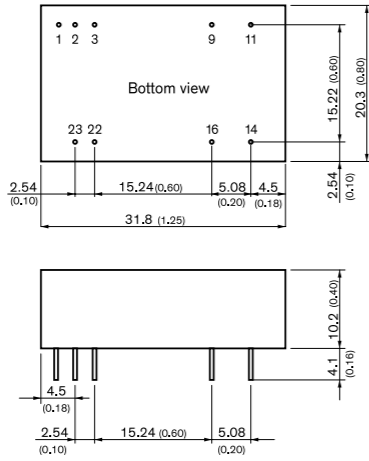
- Most compact 10 Watt converter in DIP-16 metal casing
- Highest power density of 3.83 W/cm³
- 6-side shielded metal case with insulated base plate
- Ultra wide 4:1 input voltage range
- High efficiency for low thermal loss
- Operating temperature range of -40°C to +88°C
- Built-in EN 55032 class A filter
- Protection against short circuit and overload
- 3-year product warranty

Pinout		
Pin	Single	Dual
1	-Vin (GND)	-Vin (GND)
7	NC	NC
8	NC	Common
9	+Vout	+Vout
10	-Vout	-Vout
16	+Vin (Vcc)	+Vin (Vcc)

Model	Input Voltage Range	Output Vnom	Output I _{max}	Efficiency
TEL 10-2410WI	9 - 36 VDC (24 VDC nom.)	3.3 VDC	2'700 mA	80 %
TEL 10-2411WI		5.1 VDC	2'000 mA	83 %
TEL 10-2412WI		12 VDC	833 mA	87 %
TEL 10-2413WI		15 VDC	666 mA	88 %
TEL 10-2415WI		24 VDC	416 mA	88 %
TEL 10-2422WI	±12 VDC	416 mA	87 %	
TEL 10-2423WI	±15 VDC	333 mA	87 %	
TEL 10-4810WI	18 - 75 VDC (48 VDC nom.)	3.3 VDC	2'700 mA	80 %
TEL 10-4811WI		5.1 VDC	2'000 mA	83 %
TEL 10-4812WI		12 VDC	833 mA	87 %
TEL 10-4813WI		15 VDC	666 mA	88 %
TEL 10-4815WI		24 VDC	416 mA	88 %
TEL 10-4822WI	±12 VDC	416 mA	87 %	
TEL 10-4823WI	±15 VDC	333 mA	87 %	

THD 10N

10 Watt



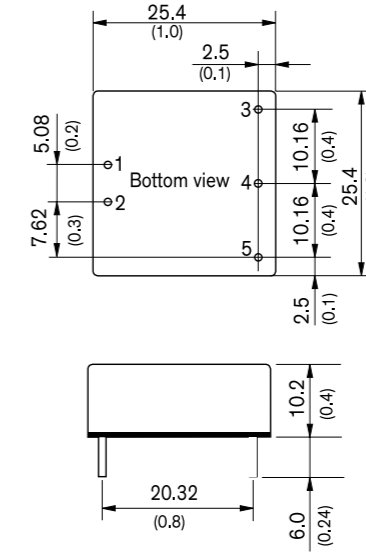
- Wide 2:1 input voltage range
- Internal EMI-filter meets EN 55032, class A without external components
- High efficiency up to 89%
- Operating temperature range -40°C to +85°C
- No minimum load required
- I/O isolation 1500 VDC
- Overload protection
- 3-year product warranty

Pinout		
Pin	Single	Dual
1	Remote On/Off	Remote On/Off
2	-Vin (GND)	-Vin (GND)
3	-Vin (GND)	-Vin (GND)
9	No pin	Common
11	No function	-Vout
14	+Vout	+Vout
16	-Vout	Common
22	+Vin (Vcc)	+Vin (Vcc)
23	+Vin (Vcc)	+Vin (Vcc)

Model	Input Voltage Range	Vnom	I _{max}	Efficiency
THD 10-1210N	9 - 18 VDC (12 VDC nominal)	3.3 VDC	2700 mA	86 %
THD 10-1211N		5.1 VDC	2000 mA	85 %
THD 10-1212N		12 VDC	833 mA	88 %
THD 10-1213N		15 VDC	666 mA	89 %
THD 10-1222N		±12 VDC	±416 mA	88 %
THD 10-1223N	±15 VDC	±333 mA	89 %	
THD 10-2410N	18 - 36 VDC (24 VDC nominal)	3.3 VDC	2700 mA	86 %
THD 10-2411N		5.1 VDC	2000 mA	85 %
THD 10-2412N		12 VDC	833 mA	89 %
THD 10-2413N		15 VDC	666 mA	89 %
THD 10-2422N		±12 VDC	±416 mA	88 %
THD 10-2423N	±15 VDC	±333 mA	89 %	
THD 10-4810N	36 - 75 VDC (48 VDC nominal)	3.3 VDC	2700 mA	86 %
THD 10-4811N		5.1 VDC	2000 mA	85 %
THD 10-4812N		12 VDC	833 mA	87 %
THD 10-4813N		15 VDC	666 mA	88 %
THD 10-4822N		±12 VDC	±416 mA	87 %
THD 10-4823N	±15 VDC	±333 mA	88 %	

THL 10

10 Watt



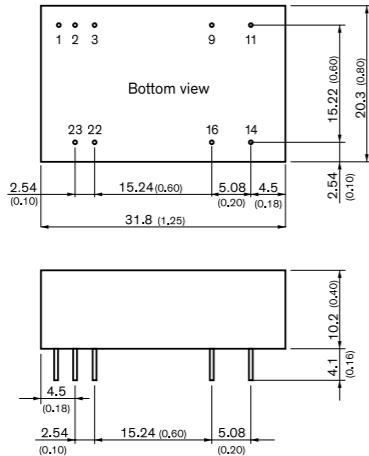
- 10 Watt in 1" x 1" package
- Shielded metal case with isolated baseplate
- Wide 2:1 input voltage ranges
- Operating temp. range -40°C to +80°C and up to +85°C with heat-sink
- I/O isolation voltage 1500 VDC
- Input filter meets EN 55032 class A without external components
- Cost optimized design
- Industry standard pinout
- 3-year product warranty

Pinout		
Pin	Single	Dual
1	+Vin (Vcc)	+Vin (Vcc)
2	-Vin (GND)	-Vin (GND)
3	+ Vout	+ Vout
4	No pin	Common
5	-Vout	-Vout

Model	Input Voltage Range	Vnom	I _{max}	Efficiency
THL 10-1210	9 - 18 VDC (12 VDC nominal)	3.3 VDC	2500 mA	82 %
THL 10-1211		5.1 VDC	2000 mA	85 %
THL 10-1212		12 VDC	830 mA	87 %
THL 10-1213		15 VDC	670 mA	88 %
THL 10-1221		±5.0 VDC	±1000 mA	84 %
THL 10-1222	±12 VDC	±416 mA	87 %	
THL 10-1223	±15 VDC	±333 mA	87 %	
THL 10-2410	18 - 36 VDC (24 VDC nominal)	3.3 VDC	2500 mA	83 %
THL 10-2411		5.1 VDC	2000 mA	85 %
THL 10-2412		12 VDC	830 mA	87 %
THL 10-2413		15 VDC	670 mA	89 %
THL 10-2421		±5.0 VDC	±1000 mA	85 %
THL 10-2422	±12 VDC	±416 mA	88 %	
THL 10-2423	±15 VDC	±333 mA	89 %	
THL 10-4810	36 - 75 VDC (48 VDC nominal)	3.3 VDC	2500 mA	83 %
THL 10-4811		5.1 VDC	2000 mA	85 %
THL 10-4812		12 VDC	830 mA	89 %
THL 10-4813		15 VDC	670 mA	89 %
THL 10-4821		±5.0 VDC	±1000 mA	86 %
THL 10-4822	±12 VDC	±416 mA	87 %	
THL 10-4823	±15 VDC	±333 mA	88 %	

THD 10WIN

10 Watt



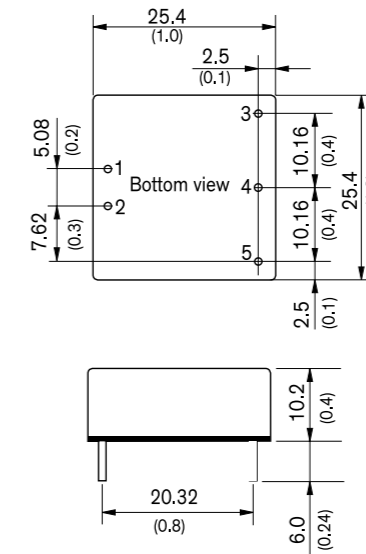
- Ultra wide 4:1 input voltage range
- Internal EMI-filter meets EN 55032, class A without external components
- High efficiency up to 87%
- Operating temperature range -40°C to +85°C
- No minimum load required
- I/O isolation 1500 VDC
- Overload protection
- 3-year product warranty

Pinout		
Pin	Single	Dual
1	Remote On/Off	Remote On/Off
2	-Vin (GND)	-Vin (GND)
3	-Vin (GND)	-Vin (GND)
9	No pin	Common
11	No function	-Vout
14	+Vout	+Vout
16	-Vout	Common
22	+Vin (Vcc)	+Vin (Vcc)
23	+Vin (Vcc)	+Vin (Vcc)

Model	Input Voltage Range	Vnom	I _{max}	Efficiency
THD 10-2410WIN	9 - 36 VDC (24 VDC nominal)	3.3 VDC	2700 mA	86 %
THD 10-2411WIN		5.1 VDC	2000 mA	85 %
THD 10-2412WIN		12 VDC	833 mA	87 %
THD 10-2413WIN		15 VDC	666 mA	87 %
THD 10-2415WIN		24 VDC	416 mA	87 %
THD 10-2422WIN	±12 VDC	±416 mA	87 %	
THD 10-2423WIN	±15 VDC	±333 mA	87 %	
THD 10-4810WIN	18 - 75 VDC (48 VDC nominal)	3.3 VDC	2700 mA	86 %
THD 10-4811WIN		5.1 VDC	2000 mA	85 %
THD 10-4812WIN		12 VDC	833 mA	87 %
THD 10-4813WIN		15 VDC	666 mA	87 %
THD 10-4815WIN		24 VDC	416 mA	87 %
THD 10-4822WIN	±12 VDC	±416 mA	87 %	
THD 10-4823WIN	±15 VDC	±333 mA	87 %	

THL 10WI

10 Watt

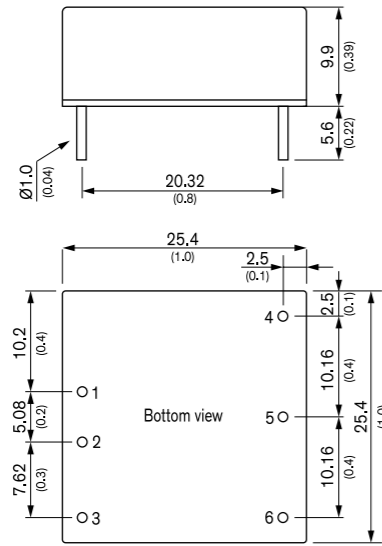


- 10 Watt in 1" x 1" package
- Shielded metal case with isolated baseplate
- Ultrawide 4:1 input voltage ranges
- Remote On/Off control
- Operating temp. range -40°C to +75°C and up to +85°C with heat-sink
- I/O isolation voltage 1500 VDC
- Input filter meets EN 55032 class A without external components
- Cost optimized design
- Industry standard pinout
- 3-year product warranty

Pinout		
Pin	Single	Dual
1	+Vin (Vcc)	+Vin (Vcc)
2	-Vin (GND)	-Vin (GND)
3	+ Vout	+ Vout
4	No pin	Common
5	-Vout	-Vout
6	Remote On/Off	

Model	Input Voltage Range	Vnom	I _{max}	Efficiency
THL 10-2410WI	9 - 36 VDC (24 VDC nominal)	3.3 VDC	2200 mA	86 %
THL 10-2411WI		5.1 VDC	2000 mA	84 %
THL 10-2412WI		12 VDC	830 mA	86 %
THL 10-2413WI		15 VDC	660 mA	87 %
THL 10-2415WI		24 VDC	410 mA	86 %
THL 10-2421WI	±5.0 VDC	±1000 mA	84 %	
THL 10-2422WI	±12 VDC	±410 mA	86 %	
THL 10-2423WI	±15 VDC	±330 mA	87 %	
THL 10-4810WI	18 - 75 VDC (48 VDC nominal)	3.3 VDC	2200 mA	85 %
THL 10-4811WI		5.1 VDC	2000 mA	84 %
THL 10-4812WI		12 VDC	830 mA	86 %
THL 10-4813WI		15 VDC	660 mA	87 %
THL 10-4815WI		24 VDC	410 mA	86 %
THL 10-4821WI	±5.0 VDC	±1000 mA	84 %	
THL 10-4822WI	±12 VDC	±410 mA	86 %	
THL 10-4823WI	±15 VDC	±330 mA	87 %	

THN 10WIR **NEW!** **10 Watt**

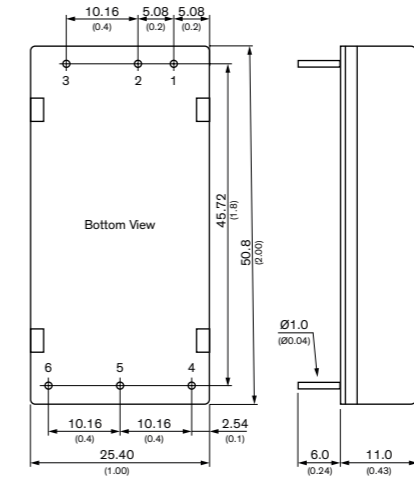


- Compact 1"x1"x0.4" standard package
- Ultra-wide 4:1 input voltage range 9-36, 18-75, 36-160 VDC
- EN 50155 and EN 61373 approval for railway applications
- Qualification for fire behaviour according to EN 45545-2
- I/O-isolation 3'000 VDC
- High efficiency up to 90%
- Operating temperature range -40°C to +90°C
- Under-voltage lock out circuit
- Adjustable output voltage & Remote On/Off

Pinout / Connection		
Pin	Single	Dual
1	+Vin	+Vin
2	-Vin	-Vin
3	Ctrl	Ctrl
4	+Vout	+Vout
5	Trim	Common
6	-Vout	-Vout

Model	Input Voltage Range	Output Vnom	Imax	Efficiency
THN 10-2410WIR	9 - 36 VDC (24 VDC nom.)	3.3 VDC	3000 mA	87 %
THN 10-2411WIR		5 VDC	2000 mA	89 %
THN 10-2412WIR		12 VDC	830 mA	89 %
THN 10-2413WIR		15 VDC	670 mA	90 %
THN 10-2415WIR		24 VDC	420 mA	90 %
THN 10-2421WIR		± 5 VDC	±1000 mA	86 %
THN 10-2422WIR	±12 VDC	±416 mA	89 %	
THN 10-2423WIR	±15 VDC	±333 mA	89 %	
THN 10-2425WIR	±24 VDC	±210 mA	90 %	
THN 10-4810WIR	18 - 75 VDC (48 VDC nom.)	3.3 VDC	3000 mA	87 %
THN 10-4811WIR		5 VDC	2000 mA	89 %
THN 10-4812WIR		12 VDC	830 mA	89 %
THN 10-4813WIR		15 VDC	670 mA	90 %
THN 10-4815WIR		24 VDC	420 mA	90 %
THN 10-4821WIR		± 5 VDC	±1000 mA	86 %
THN 10-4822WIR	±12 VDC	±416 mA	89 %	
THN 10-4823WIR	±15 VDC	±333 mA	89 %	
THN 10-4825WIR	±24 VDC	±210 mA	90 %	
THN 10-7210WIR	36 - 160 VDC (110 VDC nom.)	3.3 VDC	3000 mA	87 %
THN 10-7211WIR		5 VDC	2000 mA	88 %
THN 10-7212WIR		12 VDC	830 mA	89 %
THN 10-7213WIR		15 VDC	670 mA	89 %
THN 10-7215WIR		24 VDC	420 mA	89 %
THN 10-7221WIR		± 5 VDC	±1000 mA	85 %
THN 10-7222WIR	±12 VDC	±416 mA	89 %	
THN 10-7223WIR	±15 VDC	±333 mA	89 %	
THN 10-7225WIR	±24 VDC	±210 mA	89 %	

THR 10WI **NEW - under development** **10 Watt**

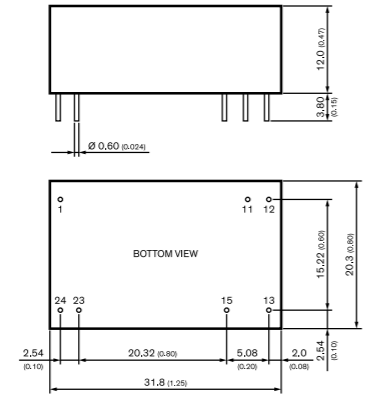


- Ultra wide 4 : 1 input range
- Reinforced I/O-isolation 3000 VAC
- Input filter to meet EN 55032, Class A
- High efficiency up to 85%
- Extended operating temperature range -40°C to 90°C
- 2" x 1" package
- 3-year product warranty

Pinout		
Pin	Single	Dual
1	+Vin	+Vin
2	-Vin	-Vin
3	Remote On/Off	Remote On/Off
4	+Vout	+Vout
5	Trim	Common
6	-Vout	-Vout

Model	Input Voltage Range	Output Vnom	Imax	Efficiency
THR 10-2411WI	9 - 36 VDC (24 VDC nom.)	5 VDC	2000 mA	84 %
THR 10-2412WI		12 VDC	835 mA	86 %
THR 10-2413WI		15 VDC	670 mA	87 %
THR 10-2415WI		24 VDC	417 mA	88 %
THR 10-2422WI		±12 VDC	±417 mA	86 %
THR 10-2423WI		±15 VDC	±335 mA	87 %
THR 10-4811WI	18 - 75 VDC (48 VDC nom.)	5 VDC	2000 mA	85 %
THR 10-4812WI		12 VDC	835 mA	87 %
THR 10-4813WI		15 VDC	670 mA	87 %
THR 10-4815WI		24 VDC	417 mA	86 %
THR 10-4822WI		±12 VDC	±417 mA	89 %
THR 10-4823WI		±15 VDC	±335 mA	88 %
THR 10-7211WI	40 - 160 VDC (110 VDC nom.)	5 VDC	2000 mA	82 %
THR 10-7212WI		12 VDC	835 mA	85 %
THR 10-7213WI		15 VDC	670 mA	85 %
THR 10-7215WI		24 VDC	417 mA	85 %
THR 10-7222WI		±12 VDC	±417 mA	86 %
THR 10-7223WI		±15 VDC	±335 mA	86 %

TRI 10 **NEW!** **10 Watt**

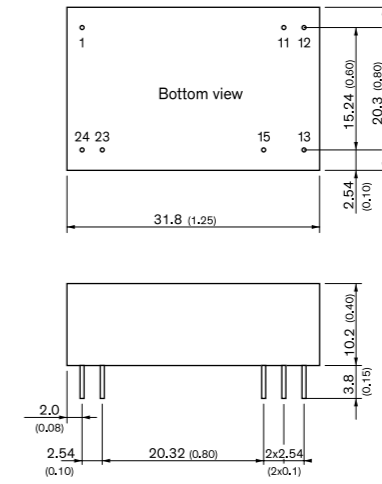


- Reinforced I/O-isolation 7071 VDC rated for 1000 VAC working voltage
- Ultra-high isolation peak voltage 9000 VDC (1s)
- Common Mode Transient Immunity (dv/dt) 15 kV/μs
- Operating temperature range -40 to +85°C
- Low no-load power consumption 144 - 288 mW
- Internal EN 55032 class A filter
- High efficiency up to 88%
- 2:1 input voltage range: 9-18, 18-36, 36-75 VDC
- Protection against overload, overvoltage and short circuit
- 3-year product warranty

Pinout		
Pin	Single Output	Dual Output
1	+Vin (Vcc)	+Vin (Vcc)
11	No pin	Common
12	-Vout	No pin
13	+Vout	-Vout
15	No pin	+Vout
23	-Vin (GND)	-Vin (GND)
24	-Vin (GND)	-Vin (GND)

Model	Input Voltage Range	Output Vnom	Imax	Efficiency
TRI 10-1210	9 - 18 VDC (12 VDC nom.)	3.3 VDC	2'700 mA	81 %
TRI 10-1211		5.1 VDC	2'000 mA	83 %
TRI 10-1212		12 VDC	833 mA	86 %
TRI 10-1213		15 VDC	666 mA	88 %
TRI 10-1215		24 VDC	416 mA	88 %
TRI 10-1222		±12 VDC	416 mA	88 %
TRI 10-1223	±15 VDC	333 mA	87 %	
TRI 10-2410	18 - 36 VDC (24 VDC nom.)	3.3 VDC	2'700 mA	81 %
TRI 10-2411		5.1 VDC	2'000 mA	84 %
TRI 10-2412		12 VDC	833 mA	87 %
TRI 10-2413		15 VDC	666 mA	88 %
TRI 10-2415		24 VDC	416 mA	88 %
TRI 10-2422		±12 VDC	416 mA	88 %
TRI 10-2423	±15 VDC	333 mA	87 %	
TRI 10-4810	36 - 75 VDC (48 VDC nom.)	3.3 VDC	2'700 mA	81 %
TRI 10-4811		5.1 VDC	2'000 mA	84 %
TRI 10-4812		12 VDC	833 mA	87 %
TRI 10-4813		15 VDC	666 mA	88 %
TRI 10-4815		24 VDC	416 mA	87 %
TRI 10-4822		±12 VDC	416 mA	87 %
TRI 10-4823	±15 VDC	333 mA	87 %	

THM 10 **10 Watt**

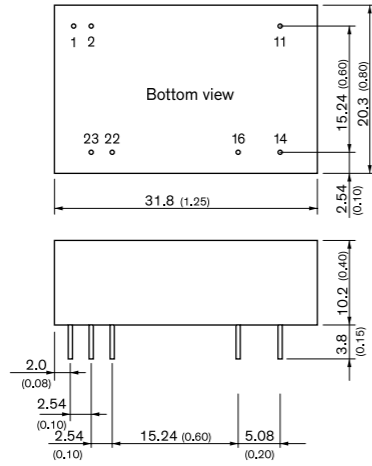


- Compact DIP-24 plastic case
- I/O isolation 5000 VAC rated for 250 VAC working voltage
- IEC 60601-1 certification for 2 x MOPP
- Risk management process according to ISO 14971 incl. risk management file
- Acceptance criteria for electronic assemblies acc. to IPC-A-610 Level 3
- Low leakage current <2 μA
- Operating temp.: -40°C to 90°C
- EMC compliance to IEC 60601-1-2 4th edition and EN55032 class

Pinout / Connection		
Pin	Single	Dual
1	+Vin (Vcc)	+Vin (Vcc)
11	No pin	Common
12	-Vout	No pin
13	+Vout	-Vout
15	No pin	+Vout
23	-Vin (GND)	-Vin (GND)
24	-Vin (GND)	-Vin (GND)

Model	Input Voltage Range	Output Vnom	Imax	Efficiency
THM 10-0510	4.5 - 9 VDC (5 VDC nom.)	3.3 VDC	2500 mA	80 %
THM 10-0511		5 VDC	2000 mA	84 %
THM 10-0512		12 VDC	830 mA	87 %
THM 10-0513		15 VDC	670 mA	87 %
THM 10-0515		24 VDC	416 mA	86 %
THM 10-0521		± 5 VDC	1000 mA	83 %
THM 10-0522	±12 VDC	416 mA	86 %	
THM 10-0523	±15 VDC	333 mA	87 %	
THM 10-1210	9 - 18 VDC (12 VDC nom.)	3.3 VDC	2500 mA	83 %
THM 10-1211		5 VDC	2000 mA	86 %
THM 10-1212		12 VDC	830 mA	88 %
THM 10-1213		15 VDC	670 mA	89 %
THM 10-1215		24 VDC	416 mA	89 %
THM 10-1221		± 5 VDC	1000 mA	84 %
THM 10-1222	±12 VDC	416 mA	89 %	
THM 10-1223	±15 VDC	333 mA	88 %	
THM 10-2410	18 - 36 VDC (24 VDC nom.)	3.3 VDC	2500 mA	83 %
THM 10-2411		5 VDC	2000 mA	87 %
THM 10-2412		12 VDC	830 mA	89 %
THM 10-2413		15 VDC	670 mA	89 %
THM 10-2415		24 VDC	416 mA	89 %
THM 10-2421		± 5 VDC	1000 mA	85 %
THM 10-2422	±12 VDC	416 mA	89 %	
THM 10-2423	±15 VDC	333 mA	88 %	
THM 10-4810	36 - 75 VDC (48 VDC nom.)	3.3 VDC	2500 mA	83 %
THM 10-4811		5 VDC	2000 mA	87 %
THM 10-4812		12 VDC	830 mA	89 %
THM 10-4813		15 VDC	670 mA	89 %
THM 10-4815		24 VDC	416 mA	89 %
THM 10-4821		± 5 VDC	1000 mA	85 %
THM 10-4822	±12 VDC	416 mA	88 %	
THM 10-4823	±15 VDC	333 mA	88 %	

THM 10WI **10 Watt**



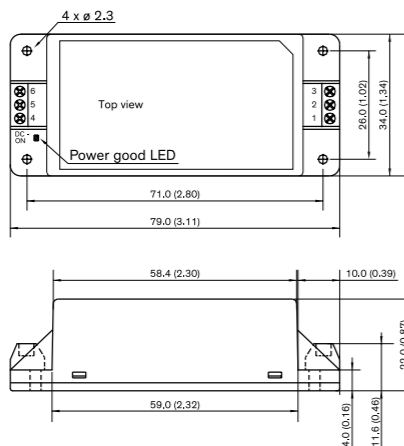
- Ultra wide 4:1 input voltage 10 W DC/DC converter in a compact DIP-24 plastic case
- I/O isolation 5000 VAC rated for 250 VAC working voltage
- Certification according to IEC/EN/ES 60601-1 3rd edition for 2 x MOPP
- Risk management process according to ISO 14971 incl. risk management file
- Acceptance criteria for electronic assemblies acc. to IPC-A-610 Level 3
- Low leakage current <2 μA
- Operating temp.: -40°C to 90°C
- EMC compliance to IEC 60601-1-2 4th edition and EN55032 class A
- Operating up to 5000m altitude

Pinout / Connection		
Pin	Single	Dual
1	No pin*/Remote	No pin*/Remote
2	-Vin (GND)	NC -Vin (GND)
10	No pin*/Trim	No pin*/Trim
11	NC	-Vout
14	+Vout	+Vout
16	-Vout	Common
22	+Vin (Vcc)	+Vin (Vcc)
23	+Vin (Vcc)	+Vin (Vcc)

Model	Input Voltage Range	Output Vnom	Output I _{max}	Efficiency
THM 10-0510WI	4.5 - 9 VDC (5 VDC nom.)	3.3 VDC	2500 mA	80 %
THM 10-0511WI		5 VDC	2000 mA	84 %
THM 10-0512WI		12 VDC	830 mA	87 %
THM 10-0513WI		15 VDC	670 mA	87 %
THM 10-0515WI		24 VDC	416 mA	86 %
THM 10-0521WI		± 5 VDC	1000 mA	83 %
THM 10-0522WI	9 - 36 VDC (24 VDC nom.)	± 12 VDC	416 mA	86 %
THM 10-0523WI		± 15 VDC	333 mA	87 %
THM 10-2410WI		3.3 VDC	2500 mA	83 %
THM 10-2411WI		5 VDC	2000 mA	87 %
THM 10-2412WI		12 VDC	830 mA	89 %
THM 10-2413WI		15 VDC	670 mA	89 %
THM 10-2415WI	24 VDC	416 mA	89 %	
THM 10-2421WI	18 - 75 VDC (48 VDC nom.)	± 5 VDC	1000 mA	85 %
THM 10-2422WI		± 12 VDC	416 mA	89 %
THM 10-2423WI		± 15 VDC	333 mA	88 %
THM 10-4810WI		3.3 VDC	2500 mA	83 %
THM 10-4811WI		5 VDC	2000 mA	87 %
THM 10-4812WI		12 VDC	830 mA	89 %
THM 10-4813WI	15 VDC	670 mA	89 %	
THM 10-4815WI	24 VDC	416 mA	89 %	
THM 10-4821WI	18 - 75 VDC (48 VDC nom.)	± 5 VDC	1000 mA	85 %
THM 10-4822WI		± 12 VDC	416 mA	88 %
THM 10-4823WI		± 15 VDC	333 mA	88 %

NC: No connection
* If Remote or Trim is not selected there is no pin on corresponding number.

TMDC 10 **10 Watt**

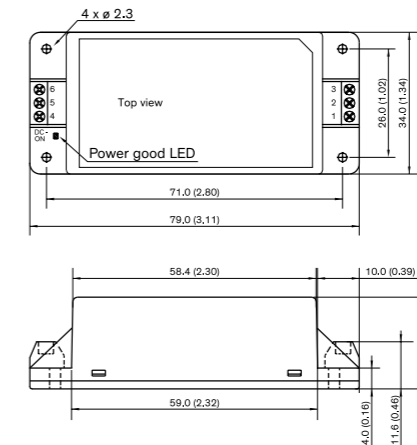


- Fully encapsulated chassis mount modules
- Harsh industrial EMC capabilities: Integrated filters for emission (EN 55032) & immunity (EN 55035)
- Ultra wide 4:1 input voltage range: 9-36 and 18-75 VDC
- Operating temperature range -40 to +80°C without derating
- I/O-isolation 3000 VDC
- Protection against overload, undervoltage and short circuit
- DC-OK (LED) and Remote On/Off function
- IEC/EN/UL 62368-1 safety approvals
- 3-year product warranty

Pinout		
Pin	Single Output	Dual Output
1	Remote	Remote
2	-Vin (GND)	-Vin (GND)
3	+Vin (Vcc)	+Vin (Vcc)
4	-Vout	-Vout
5	NC	Common
6	+Vout	+Vout

Model	Input Voltage Range	Output Vnom	Output I _{max}	Efficiency
TMDC 10-2411	9 - 36 VDC (24 VDC nom.)	5.1 VDC	2'000 mA	84 %
TMDC 10-2412		12 VDC	833 mA	86 %
TMDC 10-2413		15 VDC	666 mA	86 %
TMDC 10-2415		24 VDC	416 mA	86 %
TMDC 10-2418		48 VDC	208 mA	84 %
TMDC 10-2422		± 12 VDC	416 mA	86 %
TMDC 10-2423	18 - 75 VDC (48 VDC nom.)	± 15 VDC	333 mA	86 %
TMDC 10-2425		± 24 VDC	208 mA	85 %
TMDC 10-4811		5.1 VDC	2'000 mA	84 %
TMDC 10-4812		12 VDC	833 mA	86 %
TMDC 10-4813		15 VDC	666 mA	86 %
TMDC 10-4815		24 VDC	416 mA	86 %
TMDC 10-4818	18 - 75 VDC (48 VDC nom.)	48 VDC	208 mA	84 %
TMDC 10-4822		± 12 VDC	416 mA	86 %
TMDC 10-4823		± 15 VDC	333 mA	86 %
TMDC 10-4825	± 24 VDC	208 mA	85 %	

TMDC 10H **10 Watt**



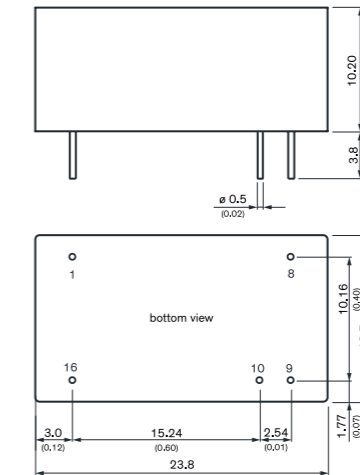
- Fully encapsulated chassis mount modules
- Harsh industrial EMC capabilities: Integrated filters for emission (EN 55032) & immunity (EN 55035)
- Wide 2:1 input range
- Operating temperature range -40 to +87 °C without derating
- Reinforced I/O-isolation 3'000 VAC
- Protection against overload, undervoltage and short circuit
- 3-year product warranty

Pinout		
Pin	Single Output	Dual Output
1	Remote	Remote
2	-Vin (GND)	-Vin (GND)
3	+Vin (Vcc)	+Vin (Vcc)
4	-Vout	-Vout
5	NC	Common
6	+Vout	+Vout

Model	Input Voltage Range	Output Vnom	Output I _{max}	Efficiency
TMDC 10-7211H	80 - 160 VDC (110 VDC nom.)	5.1 VDC	2000 mA	83 %
TMDC 10-7212H		12 VDC	833 mA	85 %
TMDC 10-7213H		15 VDC	666 mA	85 %
TMDC 10-7215H		24 VDC	416 mA	85 %
TMDC 10-7218H		48 VDC	208 mA	83 %
TMDC 10-7222H		± 12 VDC	± 416 mA	85 %
TMDC 10-7223H	80 - 160 VDC (110 VDC nom.)	± 15 VDC	± 333 mA	85 %
TMDC 10-7225H		± 24 VDC	± 208 mA	84 %

TEL 12WI **12 Watt**

TEL 12WI **12 Watt**



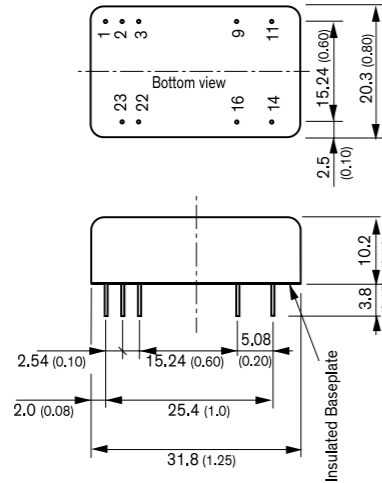
- Most compact 12 Watt converter in DIP-16 metal casing
- Highest power density of 3.61 W/cm³
- 6-side shielded metal case with insulated base plate
- Ultra wide 4:1 input range
- High efficiency for low thermal loss
- Operating temperature range of -40°C to +85°C
- Built-in EN 55032 class A filter
- Protection against short circuit and overload
- 3-year product warranty

Pinout		
Pin	Single	Dual
1	-Vin	-Vin
8	NC	Common
9	+Vout.	+Vout
10	-Vout.	-Vout
16	+Vin	+Vin

Model	Input Voltage Range	Output Vnom	Output I _{max}	Efficiency
TEL 12-2411WI	9 - 36 VDC (24 VDC nominal)	5.1 VDC	2400 mA	83 %
TEL 12-2412WI		12 VDC	1000 mA	87 %
TEL 12-2413WI		15 VDC	800 mA	88 %
TEL 12-2415WI		24 VDC	500 mA	88 %
TEL 12-2422WI		± 12 VDC	± 500 mA	87 %
TEL 12-2423WI		± 15 VDC	± 400 mA	87 %
TEL 12-4811WI	18 - 75 VDC (48 VDC nominal)	5.1 VDC	2400 mA	83 %
TEL 12-4812WI		12 VDC	1000 mA	87 %
TEL 12-4813WI		15 VDC	800 mA	88 %
TEL 12-4815WI		24 VDC	500 mA	88 %
TEL 12-4822WI		± 12 VDC	± 500 mA	87 %
TEL 12-4823WI		± 15 VDC	± 400 mA	87 %

THD 12

12 Watt



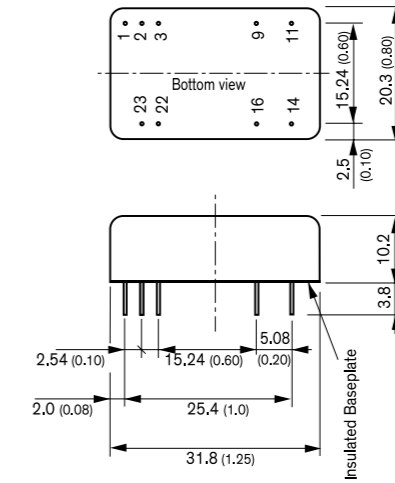
- High power density
- DIP-24 metal package
- Wide 2:1 input range
- Very high efficiency up to 88%
- I/O isolation 1500V
- Input filter to meet EN 55032, class A
- Remote On/Off
- Under voltage lock-out circuit
- Shielded metal case with insulated Baseplate
- Continuous short-circuit protection
- Operating temp. range -40°C to +85°C (with derating)
- Lead free design, RoHS compliant
- 3-year product warranty

Pinout		
Pin	Single	Dual
1	Remote On/Off	Remote On/Off
2	-Vin (GND)	-Vin (GND)
3	-Vin (GND)	-Vin (GND)
9	ntc.	Common
11	ntc.	-Vout
14	+Vout	+Vout
16	-Vout	Common
22	+Vin (Vcc)	+Vin (Vcc)
23	+Vin (Vcc)	+Vin (Vcc)

Model	Input Voltage Range	Vnom	I _{max}	Efficiency
THD 12-1209	9 - 18 VDC (nominal 12 VDC)	2.5 VDC	3500 mA	82 %
THD 12-1210		3.3 VDC	3500 mA	84 %
THD 12-1211		5.1 VDC	2400 mA	86 %
THD 12-1212		12 VDC	1000 mA	86 %
THD 12-1222		±12 VDC	±500 mA	87 %
THD 12-1223	±15 VDC	±400 mA	87 %	
THD 12-2409	18 - 36 VDC (nominal 24 VDC)	2.5 VDC	3500 mA	83 %
THD 12-2410		3.3 VDC	3500 mA	85 %
THD 12-2411		5.1 VDC	2400 mA	87 %
THD 12-2412		12 VDC	1000 mA	87 %
THD 12-2422		±12 VDC	±500 mA	88 %
THD 12-2423	±15 VDC	±400 mA	88 %	
THD 12-4809	36 - 75 VDC (nominal 48 VDC)	2.5 VDC	3500 mA	83 %
THD 12-4810		3.3 VDC	3500 mA	85 %
THD 12-4811		5.1 VDC	2400 mA	87 %
THD 12-4812		12 VDC	1000 mA	87 %
THD 12-4822		±12 VDC	±500 mA	88 %
THD 12-4823	±15 VDC	±400 mA	88 %	

THD 15N

15 Watt



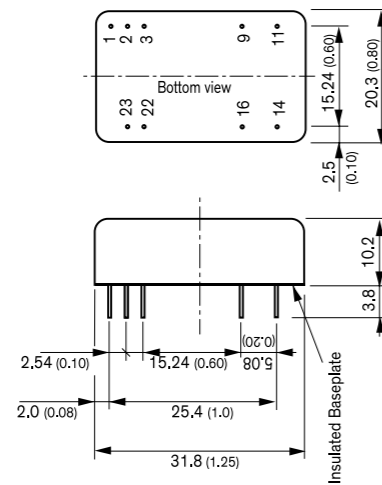
- Highest power density in DIP 24 package
- Shielded metal case with isolated baseplate
- Very high efficiency up to 91%
- Wide 2:1 input ranges
- No minimum load required
- Input filter meets EN 55032 class A without external components
- I/O isolation voltage 1500 VDC
- Operating temp. range: -40°C to +85°C
- Remote On/Off control
- Industry standard pinout
- 3-year product warranty

Pinout		
Pin	Single	Dual
1	Remote On/Off	Remote On/Off
2	-Vin (GND)	-Vin (GND)
3	-Vin (GND)	-Vin (GND)
9	NC	Common
11	NC.	-Vout
14	+Vout	+Vout
16	-Vout	Common
22	+Vin (Vcc)	+Vin (Vcc)
23	+Vin (Vcc)	+Vin (Vcc)

Model	Input Voltage Range	Vnom	I _{max}	Efficiency
THD 15-1210N	9 - 18 VDC (12 VDC nominal)	3.3 VDC	4000 mA	87 %
THD 15-1211N		5.1 VDC	3000 mA	90 %
THD 15-1212N		12 VDC	1250 mA	90 %
THD 15-1213N		15 VDC	1000 mA	90 %
THD 15-1221N		±5 VDC	±1500 mA	86 %
THD 15-1222N	±12 VDC	±625 mA	90 %	
THD 15-1223N	±15 VDC	±500 mA	90 %	
THD 15-2410N	18 - 36 VDC (24 VDC nominal)	3.3 VDC	4000 mA	88 %
THD 15-2411N		5.1 VDC	3000 mA	90 %
THD 15-2412N		12 VDC	1250 mA	91 %
THD 15-2413N		15 VDC	1000 mA	91 %
THD 15-2421N		±5 VDC	±1500 mA	87 %
THD 15-2422N	±12 VDC	±625 mA	90 %	
THD 15-2423N	±15 VDC	±500 mA	90 %	
THD 15-4810N	36 - 75 VDC (48 VDC nominal)	3.3 VDC	4000 mA	88 %
THD 15-4811N		5.1 VDC	3000 mA	90 %
THD 15-4812N		12 VDC	1250 mA	90 %
THD 15-4813N		15 VDC	1000 mA	91 %
THD 15-4821N		±5 VDC	±1500 mA	87 %
THD 15-4822N	±12 VDC	±625 mA	90 %	
THD 15-4823N	±15 VDC	±500 mA	90 %	

THD 12WI

12 Watt



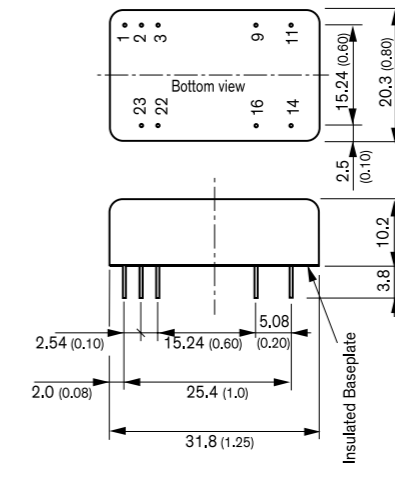
- Highest power density: 12W in DIP 24 package!
- Ultra-wide 4:1 input range
- Very high efficiency up to 85%
- I/O isolation 1500V
- Input filter meets EN 55032A without ext. components
- Remote On/Off
- Under voltage lock-out circuit
- Shielded metal case with insulated baseplate
- Continuous short-circuit protection
- Operating temp. range -40°C to +85°C
- Lead free design, RoHS compliant
- 3-year product warranty

Pinout		
Pin	Single	Dual
1	Remote On/Off	Remote On/Off
2	-Vin (GND)	-Vin (GND)
3	-Vin (GND)	-Vin (GND)
9	ntc.	Common
11	ntc.	-Vout
14	+Vout	+Vout
16	-Vout	Common
22	+Vin (Vcc)	+Vin (Vcc)
23	+Vin (Vcc)	+Vin (Vcc)

Model	Input Voltage Range	Vnom	I _{max}	Efficiency
THD 12-2410WI	9 - 36 VDC (24 VDC nominal)	3.3 VDC	3500 mA	84 %
THD 12-2411WI		5.1 VDC	2400 mA	85 %
THD 12-2412WI		12 VDC	1000 mA	85 %
THD 12-2413WI		15 VDC	800 mA	85 %
THD 12-2421WI		±5 VDC	±1200 mA	82 %
THD 12-2422WI	±12 VDC	±500 mA	85 %	
THD 12-2423WI	±15 VDC	±400 mA	85 %	
THD 12-4810WI	18 - 75 VDC (48 VDC nominal)	3.3 VDC	3500 mA	84 %
THD 12-4811WI		5.1 VDC	2400 mA	85 %
THD 12-4812WI		12 VDC	1000 mA	85 %
THD 12-4813WI		15 VDC	800 mA	85 %
THD 12-4821WI		±5 VDC	±1200 mA	82 %
THD 12-4822WI	±12 VDC	±500 mA	85 %	
THD 12-4823WI	±15 VDC	±400 mA	85 %	

THD 15WIN

15 Watt



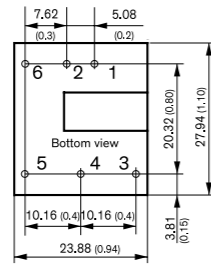
- Highest power density in DIP 24 package
- Shielded metal case with isolated baseplate
- Very high efficiency up to 90%
- Ultra wide 4:1 input ranges
- No minimum load required
- Input filter meets EN 55032 class A without external components
- I/O isolation voltage 1500 VDC
- Operating temp. range: -40°C to +85°C
- Remote On/Off control
- Industry standard pinout
- 3-year product warranty

Pinout		
Pin	Single	Dual
1	Remote On/Off	Remote On/Off
2	-Vin (GND)	-Vin (GND)
3	-Vin (GND)	-Vin (GND)
9	NC	Common
11	NC.	-Vout
14	+Vout	+Vout
16	-Vout	Common
22	+Vin (Vcc)	+Vin (Vcc)
23	+Vin (Vcc)	+Vin (Vcc)

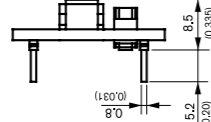
Model	Input Voltage Range	Vnom	I _{max}	Efficiency
THD 15-2410WIN	9 - 36 VDC (24 VDC nominal)	3.3 VDC	4000 mA	88 %
THD 15-2411WIN		5.1 VDC	3000 mA	90 %
THD 15-2412WIN		12 VDC	1250 mA	90 %
THD 15-2413WIN		15 VDC	1000 mA	90 %
THD 15-2421WIN		±5 VDC	±1500 mA	86 %
THD 15-2422WIN	±12 VDC	±625 mA	89 %	
THD 15-2423WIN	±15 VDC	±500 mA	90 %	
THD 15-4810WIN	18 - 75 VDC (48 VDC nominal)	3.3 VDC	4000 mA	89 %
THD 15-4811WIN		5.1 VDC	3000 mA	89 %
THD 15-4812WIN		12 VDC	1250 mA	90 %
THD 15-4813WIN		15 VDC	1000 mA	90 %
THD 15-4821WIN		±5 VDC	±1500 mA	86 %
THD 15-4822WIN	±12 VDC	±625 mA	89 %	
THD 15-4823WIN	±15 VDC	±500 mA	90 %	

TON 15

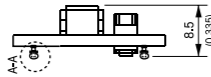
15 Watt



thru hole version (TH)



SMD version (SM)



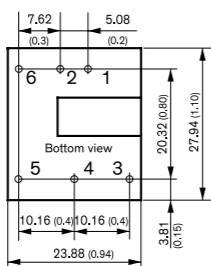
- Ultra compact 15W converter
- Cost efficient open frame design with industry standard pin-out
- Surface-mount (SM) and through-hole version
- I/O isolation voltage 2250V, rated for basic insulation
- Extended operating temperature range -40°C to +85°C
- Remote On/Off
- Under voltage lockout
- Lead free design, RoHS compliant
- 3-years product warranty

Pinout	
Pin	Single
1	+Vin (Vcc)
2	-Vin (GND)
3	+Vout
4	Trim
5	-Vout
6	Remote On/Off

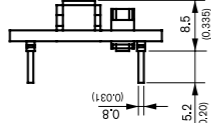
Model	Input Voltage Range	Vnom	I _{max}	Efficiency
TON 15-2410	18 - 36 VDC (nominal 24 VDC)	3.3 VDC	3500 mA	86 %
TON 15-2411		5.0 VDC	3000 mA	87 %
TON 15-2412		12 VDC	1250 mA	87 %
TON 15-2413		15 VDC	1000 mA	88 %
TON 15-4810	36 - 75 VDC (nominal 48 VDC)	3.3 VDC	3500 mA	85 %
TON 15-4811		5.0 VDC	3000 mA	87 %
TON 15-4812		12 VDC	1250 mA	87 %
TON 15-4813		15 VDC	1000 mA	88 %

TON 15WI

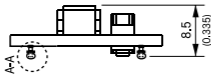
15 Watt



thru hole version (TH)



SMD version (SM)



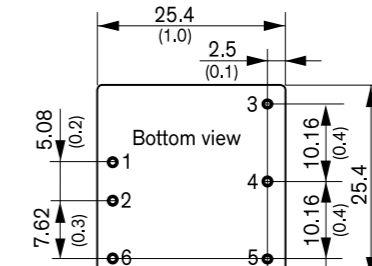
- Ultra compact 15W converter
- Ultra wide 4:1 input voltage range
- Cost efficient open frame design with industry standard pin-out
- Surface-mount (SM) and through-hole version
- I/O isolation voltage 2250V, rated for basic insulation
- Extended operating temperature range -40°C to +85°C
- Remote On/Off
- Lead free design, RoHS compliant
- 3-years product warranty

Pinout	
Pin	Single
1	+Vin (Vcc)
2	-Vin (GND)
3	+Vout
4	Trim
5	-Vout
6	Remote On/Off

Model	Input Voltage Range	Vnom	I _{max}	Efficiency
TON 15-2410WI	9 - 36 VDC (24 VDC nominal)	3.3 VDC	4000 mA	85 %
TON 15-2411WI		5.0 VDC	3000 mA	87 %
TON 15-2412WI		12 VDC	1300 mA	86 %
TON 15-2413WI		15 VDC	1000 mA	86 %
TON 15-4810WI	18 - 75 VDC (48 VDC nominal)	3.3 VDC	4000 mA	85 %
TON 15-4811WI		5.0 VDC	3000 mA	87 %
TON 15-4812WI		12 VDC	1300 mA	86 %
TON 15-4813WI		15 VDC	1000 mA	86 %

THN 15N

15 Watt



- 15 Watt converter in a compact 1" x 1" metal package
- Wide 2:1 input voltage 9-18, 18-36, 36-75 VDC
- Internal EN 55032 class A filter
- Operating temperature range -40 to +70 °C without derating
- Low no-load power consumption 96 - 336 mW
- High efficiency up to 91%
- I/O-isolation voltage 1600 VDC
- Protection against overload, overvoltage and short circuit
- Remote On/Off and Trim function
- 3-year product warranty


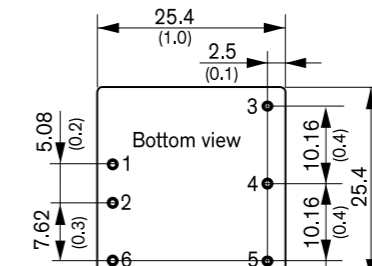
Pinout		
Pin	Single	Dual
1	+Vin (Vcc)	+Vin (Vcc)
2	-Vin (GND)	-Vin (GND)
3	+Vout	+Vout
4	Trim	Common
5	-Vout	-Vout
6	Remote On/Off	Remote On/Off

Model	Input Voltage Range	Vnom	I _{max}	Efficiency
THN 15-1210N	9 - 18 VDC (nominal 12 VDC)	3.3 VDC	4500 mA	88 %
THN 15-1211N		5 VDC	3000 mA	90 %
THN 15-1212N		12 VDC	1300 mA	89 %
THN 15-1213N		15 VDC	1000 mA	90 %
THN 15-1215N		24 VDC	625 mA	91 %
THN 15-1221N		±5 VDC	±1500 mA	86 %
THN 15-1222N	±12 VDC	±625 mA	89 %	
THN 15-1223N	±15 VDC	±500 mA	90 %	
THN 15-1225N	±24 VDC	±315 mA	90 %	
THN 15-2410N	18 - 36 VDC (nominal 24 VDC)	3.3 VDC	4500 mA	88 %
THN 15-2411N		5 VDC	3000 mA	90 %
THN 15-2412N		12 VDC	1300 mA	89 %
THN 15-2413N		15 VDC	1000 mA	90 %
THN 15-2415N		24 VDC	625 mA	91 %
THN 15-2421N		±5 VDC	±1500 mA	86 %
THN 15-2422N	±12 VDC	±625 mA	90 %	
THN 15-2423N	±15 VDC	±500 mA	90 %	
THN 15-2425N	±24 VDC	±315 mA	90 %	
THN 15-4810N	36 - 75 VDC (nominal 48 VDC)	3.3 VDC	4500 mA	87 %
THN 15-4811N		5 VDC	3000 mA	89 %
THN 15-4812N		12 VDC	1300 mA	89 %
THN 15-4813N		15 VDC	1000 mA	89 %
THN 15-4815N		24 VDC	625 mA	90 %
THN 15-4821N		±5 VDC	±1500 mA	85 %
THN 15-4822N	±12 VDC	±625 mA	89 %	
THN 15-4823N	±15 VDC	±500 mA	89 %	
THN 15-4825N	±24 VDC	±315 mA	89 %	

THL 15WI

NEW

15 Watt

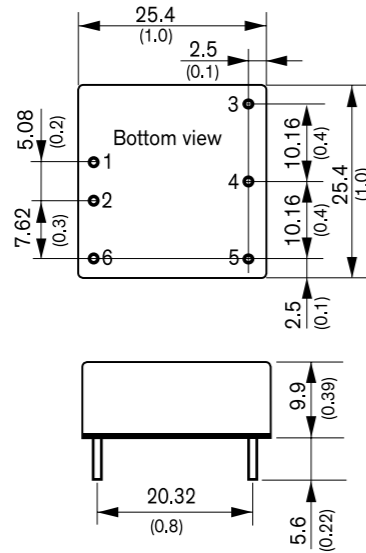


- 15 Watt converter in a 1" x 1" metal package
- Cost efficient design
- Ultra wide 4:1 input voltage range: 9-36 and 18-75 VDC
- Operating temperature range -40 to +70 °C without derating
- Internal EN 55032 class A filter
- 1500 VDC I/O-isolation
- Protection against overload, overvoltage and short circuit
- Remote On/Off and Trim function
- Optional heatsink for increased temperature capabilities
- 3-year product warranty

Pinout		
Pin	Single	Dual
1	+Vin (Vcc)	+Vin (Vcc)
2	-Vin (GND)	-Vin (GND)
3	+Vout	+Vout
4	Trim	Common
5	-Vout	-Vout
6	Remote On/Off	

Model	Input Voltage Range	Vnom	I _{max}	Efficiency
THL 15-2410WI	9 - 36 VDC (24 VDC nominal)	3.3 VDC	3400 mA	86 %
THL 15-2411WI		5.0 VDC	3000 mA	88 %
THL 15-2412WI		12 VDC	1250 mA	88 %
THL 15-2413WI		15 VDC	1000 mA	89 %
THL 15-2415WI		24 VDC	625 mA	91 %
THL 15-2422WI		±12 VDC	±625 mA	89 %
THL 15-2423WI	±15 VDC	±500 mA	89 %	
THL 15-4810WI	18 - 75 VDC (48 VDC nominal)	3.3 VDC	3400 mA	86 %
THL 15-4811WI		5.0 VDC	3000 mA	88 %
THL 15-4812WI		12 VDC	1250 mA	88 %
THL 15-4813WI		15 VDC	1000 mA	89 %
THL 15-4815WI		24 VDC	625 mA	91 %
THL 15-4822WI		±12 VDC	±625 mA	90 %
THL 15-4823WI	±15 VDC	±500 mA	89 %	

THN 15WI NEW models 15 Watt



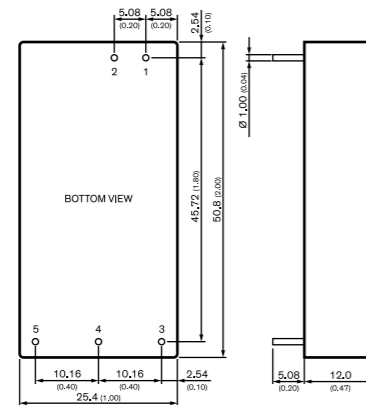
- Smallest encapsulated 15W Converter! Ultra compact size: 1.0" x 1.0" x 0.4"
- Shielded metal case with isolated baseplate
- Ultrawide 4:1 input ranges 9-36 VDC or 18-75VDC
- Output voltage Trim
- 5 Vout models with trim up to 6 VDC ideal for LDO applications
- I/O isolation voltage 1500 VDC
- Very high efficiency up to 87%
- Operating temp. range: -40°C to +85°C
- Remote On/Off control
- Industry standard pinout
- 3-year product warranty

Pinout		
Pin	Single	Dual
1	+Vin (Vcc)	+Vin (Vcc)
2	-Vin (GND)	-Vin (GND)
3	+Vout	+Vout
4	Trim	Common
5	-Vout	-Vout
6	Remote On/Off	

Model	Input Voltage Range	Output Vnom	Imax	Efficiency
THN 15-2410WI	9 - 36 VDC (24 VDC nominal)	3.3 VDC	4000 mA	86 %
THN 15-2411WI		5.0 VDC	3000 mA	86 %
THN 15-2411WI-A1		5.0 VDC ^{*1}	3000 mA	86 %
THN 15-2412WI		12 VDC	1300 mA	87 %
THN 15-2413WI		15 VDC	1000 mA	87 %
THN 15-2415WI		24 VDC	625 mA	90 %
THN 15-2421WI		±5 VDC	±1500 mA	85 %
THN 15-2422WI		±12 VDC	±625 mA	87 %
THN 15-2423WI		±15 VDC	±500 mA	88 %
THN 15-2425WI		±24 VDC	±315 mA	91 %
THN 15-4810WI	18 - 75 VDC (48 VDC nominal)	3.3 VDC	4000 mA	86 %
THN 15-4811WI		5.0 VDC	3000 mA	87 %
THN 15-4811WI-A1		5.0 VDC ^{*1}	3000 mA	87 %
THN 15-4812WI		12 VDC	1300 mA	87 %
THN 15-4813WI		15 VDC	1000 mA	87 %
THN 15-4815WI		24 VDC	625 mA	91 %
THN 15-4821WI		±5 VDC	±1500 mA	85 %
THN 15-4822WI		±12 VDC	±625 mA	86 %
THN 15-4823WI		±15 VDC	±500 mA	87 %
THN 15-4825WI		±24 VDC	±315 mA	90 %

*1 Adjustable output up to 6 VDC, suitable for low ripple & noise applications in conjunction with an LDO line regulator
*2 The outputs can also be used in serial circuit for single 48 VDC operation

TRI 15 NEW! 15 Watt

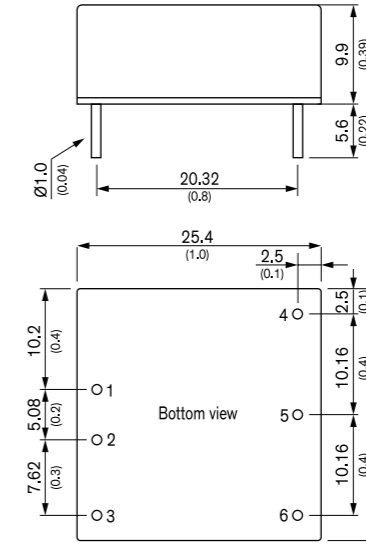


- Reinforced I/O-isolation 5940 VDC rated for 1000 VAC working voltage
- Ultra-high isolation peak voltage 8000 VDC (1s)
- Common Mode Transient Immunity (dv/dt) 15 kV/μs
- Operating temperature range -40 to +85°C
- Low no-load power consumption 240 - 480 mW
- Internal EN 55032 class A filter
- High efficiency up to 90%
- 2:1 input voltage range: 9-18, 18-36, 36-75 VDC
- Protection against overload, overvoltage and short circuit
- 3-year product warranty

Pinout		
Pin	Single Output	Dual Output
1	+Vin (Vcc)	+Vin (Vcc)
2	-Vin (GND)	-Vin (GND)
3	+Vout	+Vout
4	No pin	Common
5	-Vout	-Vout

Model	Input Voltage Range	Output Vnom	Imax	Efficiency
TRI 15-1211	9 - 18 VDC (12 VDC nom.)	5.1 VDC	3'000 mA	85 %
TRI 15-1212		12 VDC	1'250 mA	88 %
TRI 15-1213		15 VDC	1'000 mA	88 %
TRI 15-1215		24 VDC	625 mA	88 %
TRI 15-1222		±12 VDC	625 mA	88 %
TRI 15-1223		±15 VDC	500 mA	89 %
TRI 15-2411	18 - 36 VDC (24 VDC nom.)	5.1 VDC	3'000 mA	87 %
TRI 15-2412		12 VDC	1'250 mA	88 %
TRI 15-2413		15 VDC	1'000 mA	89 %
TRI 15-2415		24 VDC	625 mA	90 %
TRI 15-2422		±12 VDC	625 mA	90 %
TRI 15-2423		±15 VDC	500 mA	89 %
TRI 15-4811	36 - 75 VDC (48 VDC nom.)	5.1 VDC	3'000 mA	87 %
TRI 15-4812		12 VDC	1'250 mA	87 %
TRI 15-4813		15 VDC	1'000 mA	90 %
TRI 15-4815		24 VDC	625 mA	89 %
TRI 15-4822		±12 VDC	625 mA	89 %
TRI 15-4823		±15 VDC	500 mA	88 %

THN 15WIR 15 Watt

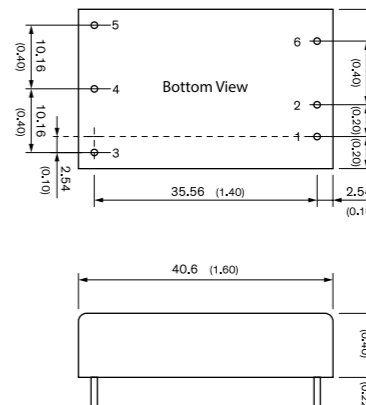


- Compact 1"x1"x0.4" standard package
- Ultra-wide 4:1 input voltage range 9-36, 18-75, 36-160 VDC
- EN 50155 and EN 61373 approval for railway applications
- Qualification for fire behaviour according to EN 45545-2
- I/O-isolation 3'000 VDC
- High efficiency up to 91%
- Operating temperature range -40°C to +90°C
- Under-voltage lock out circuit
- Adjustable output voltage & Remote On/Off

Pinout / Connection		
Pin	Single	Dual
1	+Vin	+Vin
2	-Vin	-Vin
3	+Vout	+Vout
4	Trim	Common
5	-Vout	-Vout
6	On/Off	On/Off

Model	Input Voltage Range	Output Vnom	Imax	Efficiency
THN 15-2410WIR	9 - 36 VDC (24 VDC nom.)	3.3 VDC	4500 mA	88 %
THN 15-2411WIR		5 VDC	3000 mA	89 %
THN 15-2412WIR		12 VDC	1300 mA	89 %
THN 15-2413WIR		15 VDC	1000 mA	89 %
THN 15-2415WIR		24 VDC	625 mA	90 %
THN 15-2421WIR		±5 VDC	±1500 mA	86 %
THN 15-2422WIR		±12 VDC	±625 mA	89 %
THN 15-2423WIR		±15 VDC	±500 mA	89 %
THN 15-2425WIR		±24 VDC	±315 mA	91 %
THN 15-4810WIR		18 - 75 VDC (48 VDC nom.)	3.3 VDC	4500 mA
THN 15-4811WIR	5 VDC		3000 mA	89 %
THN 15-4812WIR	12 VDC		1300 mA	89 %
THN 15-4813WIR	15 VDC		1000 mA	89 %
THN 15-4815WIR	24 VDC		625 mA	91 %
THN 15-4821WIR	±5 VDC		±1500 mA	86 %
THN 15-4822WIR	±12 VDC		±625 mA	90 %
THN 15-4823WIR	±15 VDC		±500 mA	89 %
THN 15-4825WIR	±24 VDC		±315 mA	90 %
THN 15-7210WIR	36 - 160 VDC (110 VDC nom.)		3.3 VDC	4500 mA
THN 15-7211WIR		5 VDC	3000 mA	89 %
THN 15-7212WIR		12 VDC	1300 mA	89 %
THN 15-7213WIR		15 VDC	1000 mA	89 %
THN 15-7215WIR		24 VDC	625 mA	90 %
THN 15-7221WIR		±5 VDC	±1500 mA	85 %
THN 15-7222WIR	±12 VDC	±625 mA	89 %	
THN 15-7223WIR	±15 VDC	±500 mA	89 %	
THN 15-7225WIR	±24 VDC	±315 mA	90 %	

THM 15 15 Watt



- Wide 2:1 input voltage 15 W DC/DC converter in a 1.6 x 1 " plastic case
- I/O isolation 5000 VAC rated for 250 VAC working voltage
- Certification according to IEC/EN/ES 60601-1 3rd edition for 2 x MOPP
- Risk management process according to ISO 14971 incl. risk management file
- Acceptance criteria for electronic assemblies acc. to IPC-A-610 Level 3
- Low leakage current <2.5 μA
- Operating temp.: -40°C to 85°C
- EMC compliance to IEC 60601-1-2 4th edition and EN55032 class A
- Operating up to 5000m altitude

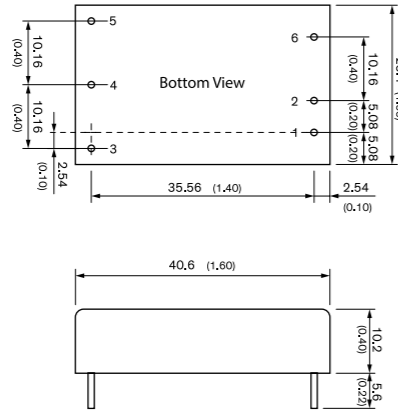
Pinout / Connection		
Pin	Single	Dual
1	+Vin (Vcc)	+Vin (Vcc)
2	-Vin (GND)	-Vin (GND)
3	+Vout	+Vout
4	-Vout	Common
5	Trim	-Vout
6	No pin*/Remote	No pin*/Remote

Model	Input Voltage Range	Output Vnom	Imax	Efficiency
THM 15-1211	9 - 18 VDC (12 VDC nom.)	5 VDC	3000 mA	89 %
THM 15-1212		12 VDC	1250 mA	89 %
THM 15-1213		15 VDC	1000 mA	89 %
THM 15-1215		24 VDC	625 mA	89 %
THM 15-1221		±5 VDC	1500 mA	86 %
THM 15-1222		±12 VDC	625 mA	89 %
THM 15-1223	±15 VDC	500 mA	89 %	
THM 15-2411	18 - 36 VDC (24 VDC nom.)	5 VDC	3000 mA	90 %
THM 15-2412		12 VDC	1250 mA	90 %
THM 15-2413		15 VDC	1000 mA	90 %
THM 15-2415		24 VDC	625 mA	90 %
THM 15-2421		±5 VDC	1500 mA	86 %
THM 15-2422		±12 VDC	625 mA	90 %
THM 15-2423	±15 VDC	500 mA	90 %	
THM 15-4811	36 - 75 VDC (48 VDC nom.)	5 VDC	3000 mA	90 %
THM 15-4812		12 VDC	1250 mA	88 %
THM 15-4813		15 VDC	1000 mA	89 %
THM 15-4815		24 VDC	625 mA	89 %
THM 15-4821		±5 VDC	1500 mA	86 %
THM 15-4822		±12 VDC	625 mA	89 %
THM 15-4823	±15 VDC	500 mA	89 %	

* If Remote or Trim is not selected there is no pin on corresponding number.

THM 15WI

15 Watt



- Ultra wide 4:1 input voltage 15 W DC/DC converter in a 1.6 x 1" plastic case
- I/O isolation 5000 VAC rated for 250 VAC working voltage
- Certification according to IEC/EN/ES 60601-1 3rd edition for 2 x MOPP
- Risk management process according to ISO 14971 incl. risk management file
- Acceptance criteria for electronic assemblies acc. to IPC-A-610 Level 3
- Low leakage current <2.5 µA
- Operating temp.: -40°C to 85°C
- EMC compliance to IEC 60601-1-2 4th edition and EN55032 class A
- Operating up to 5000m altitude

Pinout / Connection		
Pin	Single	Dual
1	+Vin (Vcc)	+Vin (Vcc)
2	-Vin (GND)	-Vin (GND)
3	+Vout	+Vout
4	-Vout	Common
5	Trim	-Vout
6	No pin*/Remote	No pin*/Remote

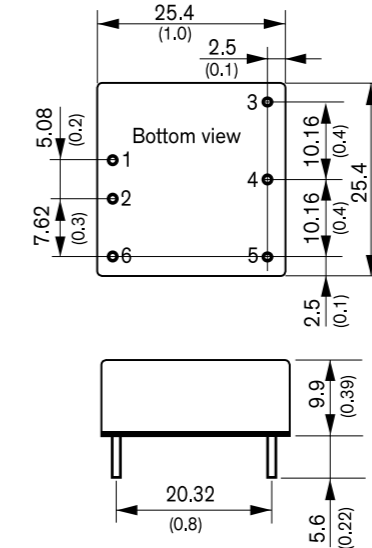
Model	Input Voltage Range	Output Vnom	Output Imax	Efficiency
THM 15-2411WI	9 - 36 VDC (24 VDC nom.)	5 VDC	3000 mA	88 %
THM 15-2412WI		12 VDC	1250 mA	89 %
THM 15-2413WI		15 VDC	1000 mA	89 %
THM 15-2415WI		24 VDC	625 mA	88 %
THM 15-2421WI		± 5 VDC	1500 mA	86 %
THM 15-2422WI		± 12 VDC	625 mA	88 %
THM 15-2423WI	± 15 VDC	500 mA	89 %	
THM 15-4811WI	18 - 75 VDC (48 VDC nom.)	5 VDC	3000 mA	90 %
THM 15-4812WI		12 VDC	1250 mA	88 %
THM 15-4813WI		15 VDC	1000 mA	89 %
THM 15-4815WI		24 VDC	625 mA	89 %
THM 15-4821WI		± 5 VDC	1500 mA	86 %
THM 15-4822WI		± 12 VDC	625 mA	89 %
THM 15-4823WI	± 15 VDC	500 mA	89 %	

* If remote is not selected there will be no pin.

THN 20WI

NEW models

20 Watt



- Ultra compact size: 1.0" x 1.0" x 0.4"
- Shielded metal case with isolated baseplate
- Ultrawide 4:1 input voltage ranges
- Very high efficiency up to 90%
- Output voltage adjustable
- Remote On/Off control
- Operating temp. range -40°C to +75°C and up to 85 °C with heat-sink
- I/O isolation voltage 1500 VDC
- Input filter meets EN 55032 class A without external components
- No minimum load required
- Lead free design, RoHS compliant
- 3-year product warranty

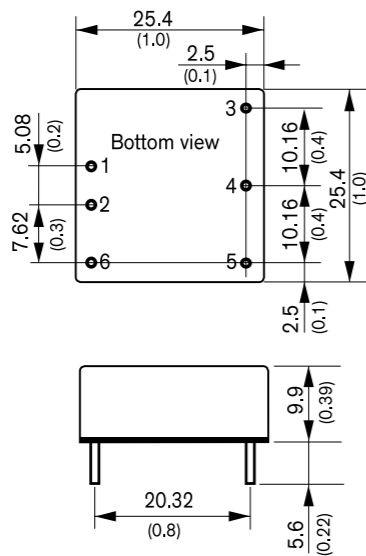
Pinout		
Pin	Single	Dual
1	+Vin (Vcc)	+Vin (Vcc)
2	-Vin (GND)	-Vin (GND)
3	+Vout	+Vout
4	Trim	Common
5	-Vout	-Vout
6	Remote On/Off	

Model	Input Voltage Range	Output Vnom	Output Imax	Efficiency
THN 20-2410WI	9 - 36 VDC (24 VDC nominal)	3.3 VDC	4500 mA	86 %
THN 20-2411WI		5.0 VDC	4000 mA	89 %
THN 20-2411WI-A1		5.0 VDC ^{*1}	4000 mA	89 %
THN 20-2412WI		12 VDC	1670 mA	89 %
THN 20-2413WI		15 VDC	1330 mA	89 %
THN 20-2415WI		24 VDC	833 mA	91 %
THN 20-2422WI	± 12 VDC	± 833 mA	89 %	
THN 20-2423WI	± 15 VDC	± 667 mA	89 %	
THN 20-2425WI	± 24 VDC (48 VDC) ^{*2}	± 417 mA	91 %	
THN 20-4810WI	18 - 75 VDC (48 VDC nominal)	3.3 VDC	4500 mA	86 %
THN 20-4811WI		5.0 VDC	4000 mA	89 %
THN 20-4811WI-A1		5.0 VDC ^{*1}	4000 mA	89 %
THN 20-4812WI		12 VDC	1670 mA	89 %
THN 20-4813WI		15 VDC	1330 mA	90 %
THN 20-4815WI		24 VDC	833 mA	91 %
THN 20-4822WI	± 12 VDC	± 833 mA	89 %	
THN 20-4823WI	± 15 VDC	± 667 mA	89 %	
THN 20-4825WI	± 24 VDC (48 VDC) ^{*2}	± 417 mA	91 %	

*1 Adjustable output up to 6 VDC
*2 The outputs can also be used in serial circuit for single 48 VDC operation

THN 20 NEW models

20 Watt



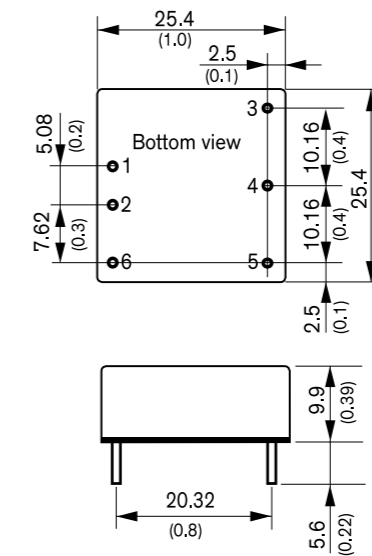
- Smallest encapsulated 20W Converter! Ultra compact size: 1.0" x 1.0" x 0.4"
- Shielded metal case with isolated baseplate
- Wide 2:1 input voltage ranges
- Very high efficiency up to 90%
- Output voltage adjustable
- Remote On/Off control
- Operating temp. range -40°C to +75°C and up to 85 °C with heat-sink
- I/O isolation voltage 1500 VDC
- Input filter meets EN 55032 class A without external components
- No minimum load required
- Lead free design, RoHS compliant
- 3-year product warranty

Pinout		
Pin	Single	Dual
1	+Vin (Vcc)	+Vin (Vcc)
2	-Vin (GND)	-Vin (GND)
3	+Vout	+Vout
4	Trim	Common
5	-Vout	-Vout
6	Remote On/Off	

Model	Input Voltage Range	Output Vnom	Output Imax	Efficiency
THN 20-1210	9 - 18 VDC (12 VDC nominal)	3.3 VDC	4500 mA	86 %
THN 20-1211		5.0 VDC	4000 mA	90 %
THN 20-1212		12 VDC	1670 mA	89 %
THN 20-1213		15 VDC	1330 mA	89 %
THN 20-1222		± 12 VDC	± 833 mA	89 %
THN 20-1223		± 15 VDC	± 667 mA	89 %
THN 20-2410	18 - 36 VDC (24 VDC nominal)	3.3 VDC	4500 mA	86 %
THN 20-2411		5.0 VDC	4000 mA	90 %
THN 20-2412		12 VDC	1670 mA	90 %
THN 20-2413		15 VDC	1330 mA	90 %
THN 20-2422		± 12 VDC	± 833 mA	90 %
THN 20-2423		± 15 VDC	± 667 mA	90 %
THN 20-4810	36 - 75 VDC (48 VDC nominal)	3.3 VDC	4500 mA	86 %
THN 20-4811		5.0 VDC	4000 mA	90 %
THN 20-4812		12 VDC	1670 mA	90 %
THN 20-4813		15 VDC	1330 mA	90 %
THN 20-4822		± 12 VDC	± 833 mA	90 %
THN 20-4823		± 15 VDC	± 667 mA	90 %

THL 20WI

20 Watt

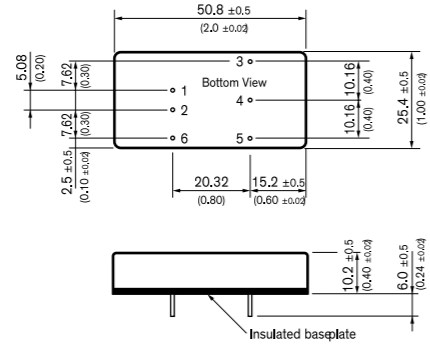


- Smallest encapsulated 20W converter! Ultra compact size: 1.0" x 1.0" x 0.4"
- Shielded metal case with isolated baseplate
- Ultrawide 4:1 input voltage ranges
- Very high efficiency up to 90%
- Output voltage adjustable
- Remote On/Off control
- Operating temp. range -40°C to +75°C and up to +85°C with heat-sink
- I/O isolation voltage 1500 VDC
- Lead free design, RoHS compliant
- 3-year product warranty

Pinout		
Pin	Single	Dual
1	+Vin (Vcc)	+Vin (Vcc)
2	-Vin (GND)	-Vin (GND)
3	+Vout	+Vout
4	Trim	Common
5	-Vout	-Vout
6	Remote On/Off	

Model	Input Voltage Range	Output Vnom	Output Imax	Efficiency
THL 20-2410WI	9 - 36 VDC (24 VDC nominal)	3.3 VDC	4500 mA	87 %
THL 20-2411WI		5.0 VDC	4000 mA	89 %
THL 20-2412WI		12 VDC	1670 mA	89 %
THL 20-2413WI		15 VDC	1340 mA	89 %
THL 20-2415WI		24 VDC	835 mA	88 %
THL 20-2422WI		± 12 VDC	± 835 mA	89 %
THL 20-2423WI	± 15 VDC	± 670 mA	89 %	
THL 20-4810WI	18 - 75 VDC (48 VDC nominal)	3.3 VDC	4500 mA	88 %
THL 20-4811WI		5.0 VDC	4000 mA	89 %
THL 20-4812WI		12 VDC	1670 mA	89 %
THL 20-4813WI		15 VDC	1340 mA	89 %
THL 20-4815WI		24 VDC	835 mA	88 %
THL 20-4822WI		± 12 VDC	± 835 mA	89 %
THL 20-4823WI	± 15 VDC	± 670 mA	89 %	

TEN 20 20 Watt

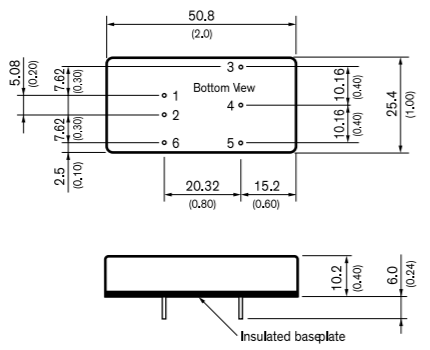


- Wide 2:1 input range
- High efficiency up to 89 %
- Extended operating temperature range -40°C to +85°C
- Indefinite short circuit protection
- I/O isolation 1500VDC
- Remote On/Off
- Input filter meets EN 55032, Class A and FCC, level A without external components
- Industry standard pinout
- Shielded metal case with insulated baseplate
- 3-year product warranty

Pinout		
Pin	Single	Dual
1	+Vin (Vcc)	+Vin (Vcc)
2	-Vin (GND)	-Vin (GND)
3	+Vout	+Vout
4	No pin	Common
5	-Vout	-Vout
6	Remote On/Off	

Model	Input Voltage Range	Vnom	I _{max}	Efficiency
TEN 20-1210	9 - 18 VDC (12 VDC nominal)	3,3 VDC	4000 mA	81 %
TEN 20-1211		5 VDC	4000 mA	84 %
TEN 20-1212		12 VDC	1670 mA	88 %
TEN 20-1213		15 VDC	1340 mA	88 %
TEN 20-1222		±12 VDC	±835 mA	88 %
TEN 20-1223	±15 VDC	±670 mA	88 %	
TEN 20-2410	18 - 36 VDC (24 VDC nominal)	3,3 VDC	4000 mA	82 %
TEN 20-2411		5 VDC	4000 mA	85 %
TEN 20-2412		12 VDC	1670 mA	89 %
TEN 20-2413		15 VDC	1340 mA	89 %
TEN 20-2422		±12 VDC	±835 mA	89 %
TEN 20-2423	±15 VDC	±670 mA	89 %	
TEN 20-4810	36 - 75 VDC (48 VDC nominal)	3,3 VDC	4000 mA	82 %
TEN 20-4811		5 VDC	4000 mA	85 %
TEN 20-4812		12 VDC	1670 mA	89 %
TEN 20-4813		15 VDC	1340 mA	89 %
TEN 20-4822		±12 VDC	±835 mA	89 %
TEN 20-4823	±15 VDC	±670 mA	89 %	

TEN 20WIN 20 Watt

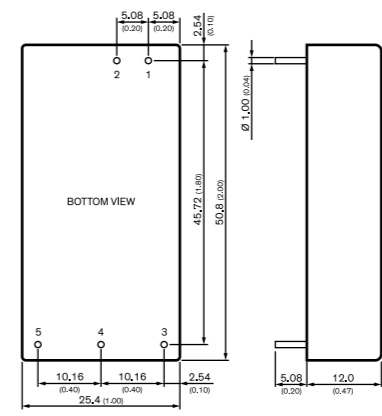


- High power density in 1" x 2" metal package
- Ultra wide 4:1 input range
- Extended operating temperature range -40°C to +85°C max.
- No minimum load required
- I/O isolation 1500 VDC
- Remote On/Off
- Adjustable output voltage
- Industry standard footprint
- Shielded metal case with insulated baseplate
- Optional heatsink
- Lead free design - RoHS compliant
- 3-year product warranty

Pinout		
Pin	Single	Dual
1	+Vin (Vcc)	+Vin (Vcc)
2	-Vin (GND)	-Vin (GND)
3	+Vout	+Vout
4	Trim	Common
5	-Vout	-Vout
6	Remote On/Off	

Model	Input Voltage Range	Vnom	I _{max}	Efficiency
TEN 20-2410WIN	9 - 36 VDC (24 VDC nominal)	3,3 VDC	5500 mA	85 %
TEN 20-2411WIN		5 VDC	4000 mA	88 %
TEN 20-2412WIN		12 VDC	1670 mA	86 %
TEN 20-2413WIN		15 VDC	1330 mA	86 %
TEN 20-2421WIN		±5 VDC	±2000 mA	88 %
TEN 20-2422WIN	±12 VDC	±835 mA	87 %	
TEN 20-2423WIN	±15 VDC	±665 mA	87 %	
TEN 20-4810WIN	18 - 75 VDC (48 VDC nominal)	3,3 VDC	5500 mA	85 %
TEN 20-4811WIN		5 VDC	4000 mA	88 %
TEN 20-4812WIN		12 VDC	1670 mA	87 %
TEN 20-4813WIN		15 VDC	1330 mA	87 %
TEN 20-4821WIN		±5 VDC	±2000 mA	89 %
TEN 20-4822WIN	±12 VDC	±835 mA	88 %	
TEN 20-4823WIN	±15 VDC	±665 mA	88 %	

TRI 20 NEW! 20 Watt

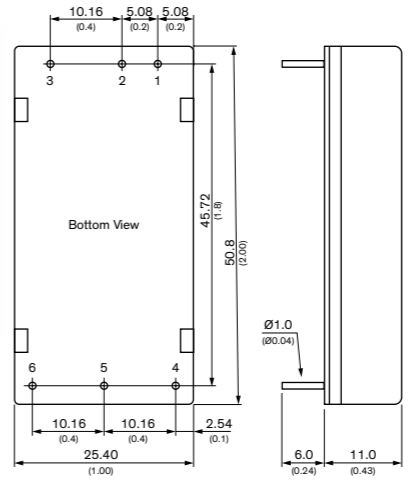


- Reinforced I/O-isolation 5940 VDC rated for 1000 VAC working voltage
- Ultra-high isolation peak voltage 8000 VDC (1s)
- Common Mode Transient Immunity (dv/dt) 15 kV/μs
- Operating temperature range -40 to +76°C
- Low no-load power consumption 240 - 480 mW
- Internal EN 55032 class A filter
- High efficiency up to 90%
- 2:1 input voltage range: 9-18, 18-36, 36-75 VDC
- Protection against overload, overvoltage and short circuit
- 3-year product warranty

Pinout		
Pin	Single Output	Dual Output
1	+Vin (Vcc)	+Vin (Vcc)
2	-Vin (GND)	-Vin (GND)
3	+Vout	+Vout
4	No pin	Common
5	-Vout	-Vout

Model	Input Voltage Range	Vnom	I _{max}	Efficiency
TRI 20-1211	9 - 18 VDC (12 VDC nom.)	5.1 VDC	4'000 mA	85 %
TRI 20-1212		12 VDC	1'670 mA	88 %
TRI 20-1213		15 VDC	1'333 mA	88 %
TRI 20-1215		24 VDC	840 mA	89 %
TRI 20-1222		±12 VDC	840 mA	89 %
TRI 20-1223	±15 VDC	670 mA	89 %	
TRI 20-2411	18 - 36 VDC (24 VDC nom.)	5.1 VDC	4'000 mA	87 %
TRI 20-2412		12 VDC	1'670 mA	88 %
TRI 20-2413		15 VDC	1'333 mA	89 %
TRI 20-2415		24 VDC	840 mA	90 %
TRI 20-2422		±12 VDC	840 mA	90 %
TRI 20-2423	±15 VDC	670 mA	90 %	
TRI 20-4811	36 - 75 VDC (48 VDC nom.)	5.1 VDC	4'000 mA	87 %
TRI 20-4812		12 VDC	1'670 mA	88 %
TRI 20-4813		15 VDC	1'333 mA	90 %
TRI 20-4815		24 VDC	840 mA	89 %
TRI 20-4822		±12 VDC	840 mA	89 %
TRI 20-4823	±15 VDC	670 mA	90 %	

THR 20WI NEW - under development 20 Watt



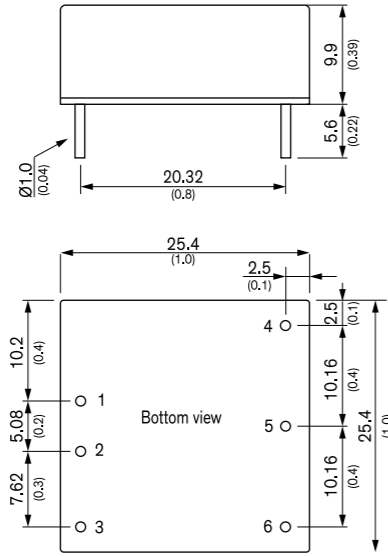
- Ultra wide 4 : 1 input range
- Reinforced I/O-isolation 3000 VAC
- Input filter to meet EN 55032, Class A
- High efficiency up to 85%
- Extended operating temperature range -40°C to 88°C
- 2" x 1" package
- 3-year product warranty

Pinout		
Pin	Single	Dual
1	+Vin	+Vin
2	-Vin	-Vin
3	Remote On/Off	Remote On/Off
4	+Vout	+Vout
5	Trim	Common
6	-Vout	-Vout

Model	Input Voltage Range	Vnom	I _{max}	Efficiency
THR 20-2411WI	9 - 36 VDC (24 VDC nom.)	5 VDC	4000 mA	87 %
THR 20-2412WI		12 VDC	1670 mA	87 %
THR 20-2413WI		15 VDC	1330 mA	87 %
THR 20-2415WI		24 VDC	833 mA	87 %
THR 20-2422WI		±12 VDC	±833 mA	86 %
THR 20-2423WI	±15 VDC	±667 mA	86 %	
THR 20-4811WI	18 - 75 VDC (48 VDC nom.)	5 VDC	4000 mA	87 %
THR 20-4812WI		12 VDC	1670 mA	88 %
THR 20-4813WI		15 VDC	1330 mA	88 %
THR 20-4815WI		24 VDC	833 mA	88 %
THR 20-4822WI		±12 VDC	±833 mA	87 %
THR 20-4823WI	±15 VDC	±667 mA	87 %	
THR 20-7211WI	40 - 160 VDC (110 VDC nom.)	5 VDC	4000 mA	84 %
THR 20-7212WI		12 VDC	1670 mA	86 %
THR 20-7213WI		15 VDC	1330 mA	86 %
THR 20-7215WI		24 VDC	833 mA	86 %
THR 20-7222WI		±12 VDC	±833 mA	86 %
THR 20-7223WI	±15 VDC	±667 mA	86 %	

THN 20WIR **NEW - under development**

20 Watt



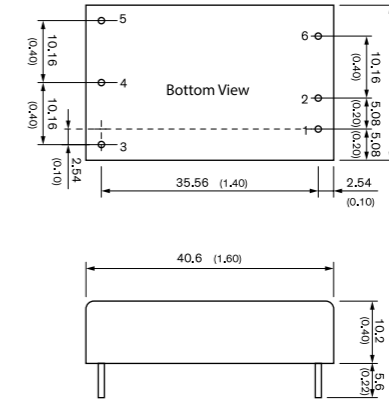
- Compact 1"x1"x0.4" standard package
- Ultra-wide 4:1 input voltage range 9-36, 18-75, 36-160 VDC
- EN 50155 and EN 61373 approval for railway applications
- Qualification for fire behaviour according to EN 45545-2
- I/O-isolation 3'000 VDC
- High efficiency up to 91%
- Operating temperature range -40°C to +90°C
- Under-voltage lock out circuit
- Adjustable output voltage & Remote On/Off

Pinout / Connection		
Pin	Single	Dual
1	+Vin	+Vin
2	-Vin	-Vin
3	Ctrl	
4	+Vout	+Vout
5	Trim	Common
6	-Vout	-Vout

Model	Input Voltage Range	Output Vnom	Imax	Efficiency
THN 20-2410WIR	9 - 36 VDC (24 VDC nom.)	3.3 VDC	5500 mA	88 %
THN 20-2411WIR		5 VDC	4000 mA	89 %
THN 20-2412WIR		12 VDC	1670 mA	89 %
THN 20-2413WIR		15 VDC	1330 mA	89 %
THN 20-2415WIR		24 VDC	833 mA	91 %
THN 20-2422WIR		±12 VDC	±833 mA	89 %
THN 20-2423WIR	±15 VDC	±667 mA	90 %	
THN 20-2425WIR	±24 VDC	±417 mA	91 %	
THN 20-4810WIR	18 - 75 VDC (48 VDC nom.)	3.3 VDC	5500 mA	89 %
THN 20-4811WIR		5 VDC	4000 mA	90 %
THN 20-4812WIR		12 VDC	1670 mA	89 %
THN 20-4813WIR		15 VDC	1330 mA	90 %
THN 20-4815WIR		24 VDC	833 mA	91 %
THN 20-4822WIR		±12 VDC	±833 mA	89 %
THN 20-4823WIR	±15 VDC	±667 mA	90 %	
THN 20-4825WIR	±24 VDC	±417 mA	91 %	
THN 20-7210WIR	36 - 160 VDC (110 VDC nom.)	3.3 VDC	5500 mA	89 %
THN 20-7211WIR		5 VDC	4000 mA	90 %
THN 20-7212WIR		12 VDC	1670 mA	90 %
THN 20-7213WIR		15 VDC	1330 mA	90 %
THN 20-7215WIR		24 VDC	833 mA	91 %
THN 20-7222WIR		±12 VDC	±833 mA	90 %
THN 20-7223WIR	±15 VDC	±667 mA	90 %	
THN 20-7225WIR	±24 VDC	±417 mA	91 %	

THM 20

20 Watt



- Wide 2:1 input voltage 20 W DC/DC converter in a 1.6 x 1 " plastic case
- I/O isolation 5000 VAC rated for 250 VAC working voltage
- Certification according to IEC/EN/ES 60601-1 3rd edition for 2 x MOPP
- Risk management process according to ISO 14971 incl. risk management file
- Acceptance criteria for electronic assemblies acc. to IPC-A-610 Level 3
- Low leakage current <2.5 µA
- Operating temp.: -40°C to 80°C
- EMC compliance to IEC 60601-1-2 4th edition and EN55032 class A
- Operating up to 5000m altitude

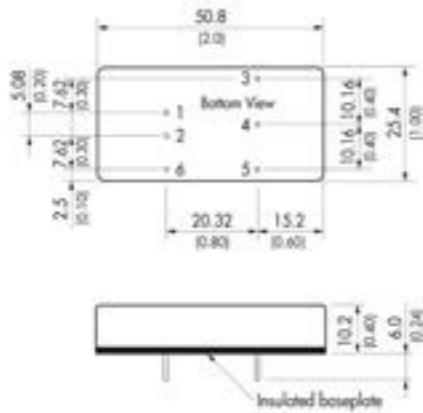
Pinout / Connection		
Pin	Single	Dual
1	+Vin (Vcc)	+Vin (Vcc)
2	-Vin (GND)	-Vin (GND)
3	+Vout	+Vout
4	-Vout	Common
5	Trim	-Vout
6	No pin*/Remote	No pin*/Remote

Model	Input Voltage Range	Output Vnom	Imax	Efficiency
THM 20-1211	9 - 18 VDC (12 VDC nom.)	5 VDC	4000 mA	89 %
THM 20-1212		12 VDC	1670 mA	89 %
THM 20-1213		15 VDC	1330 mA	89 %
THM 20-1215		24 VDC	833 mA	89 %
THM 20-1221		± 5 VDC	2000 mA	86 %
THM 20-1222		±12 VDC	833 mA	89 %
THM 20-1223	±15 VDC	667 mA	89 %	
THM 20-2411	18 - 36 VDC (24 VDC nom.)	5 VDC	4000 mA	90 %
THM 20-2412		12 VDC	1670 mA	90 %
THM 20-2413		15 VDC	1330 mA	90 %
THM 20-2415		24 VDC	833 mA	90 %
THM 20-2421		± 5 VDC	2000 mA	86 %
THM 20-2422		±12 VDC	833 mA	90 %
THM 20-2423	±15 VDC	667 mA	90 %	
THM 20-4811	36 - 75 VDC (48 VDC nom.)	5 VDC	4000 mA	90 %
THM 20-4812		12 VDC	1670 mA	89 %
THM 20-4813		15 VDC	1330 mA	89 %
THM 20-4815		24 VDC	833 mA	89 %
THM 20-4821		± 5 VDC	2000 mA	86 %
THM 20-4822		±12 VDC	833 mA	89 %
THM 20-4823	±15 VDC	667 mA	89 %	

* If remote is not selected there will be no pin.

TEN 20WIR

20 Watt



- 2" x 1" metal package
- Ultra wide 4:1 input voltage range 9-36, 18-75, 43-160 VDC
- EN 50155 approval for railway applications
- Thermal shock and vibration resistant according EN 61373
- Input filter meets EN 55032 class B without external components
- High efficiency up to 89%
- No minimum load required
- Operating temperature range -40°C to +85°C
- Under voltage lock-out circuit
- Remote On/Off
- Output voltage adjustable
- Lead free design, RoHS compliant
- 3-year product warranty

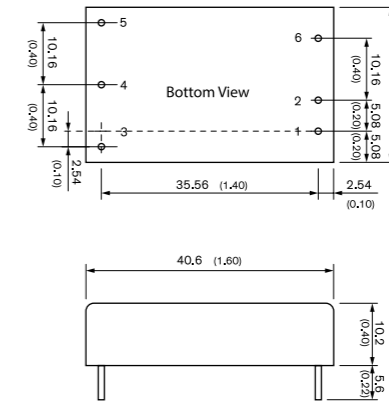
* For heat-sink option drawing see data sheet

Pinout / Connection		
Pin	Single	Dual
1	+Vin (Vcc)	+Vin (Vcc)
2	-Vin (GND)	-Vin (GND)
3	+Vout	+Vout
4	Trim	Common
5	-Vout	-Vout
6	Remote On/Off	Remote On/Off

Model	Input Voltage Range	Output Vnom	Imax	Efficiency
TEN 20-2410WIR	9 - 36 VDC (24 VDC nom.)	3.3 VDC	4500 mA	85 %
TEN 20-2411WIR		5 VDC	4000 mA	88 %
TEN 20-2412WIR		12 VDC	1670 mA	89 %
TEN 20-2413WIR		15 VDC	1330 mA	88 %
TEN 20-2422WIR		±12 VDC	±833 mA	88 %
TEN 20-2423WIR		±15 VDC	±667 mA	99 %
TEN 20-4810WIR	18 - 75 VDC (48 VDC nom.)	3.3 VDC	4500 mA	85 %
TEN 20-4811WIR		5 VDC	4000 mA	88 %
TEN 20-4812WIR		12 VDC	1670 mA	89 %
TEN 20-4813WIR		15 VDC	1330 mA	89 %
TEN 20-4822WIR		±12 VDC	±833 mA	88 %
TEN 20-4823WIR		±15 VDC	±667 mA	89 %
TEN 20-7210WIR	43 - 160 VDC (110 VDC nom.)	3.3 VDC	4500 mA	85 %
TEN 20-7211WIR		5 VDC	4000 mA	87 %
TEN 20-7212WIR		12 VDC	1670 mA	88 %
TEN 20-7213WIR		15 VDC	1330 mA	88 %
TEN 20-7222WIR		±12 VDC	±833 mA	88 %
TEN 20-7223WIR		±15 VDC	±667 mA	89 %

THM 20WI

20 Watt



- Ultra wide 4:1 input voltage 20 W DC/DC converter in a 1.6 x 1 " plastic case
- I/O isolation 5000 VAC rated for 250 VAC working voltage
- Certification according to IEC/EN/ES 60601-1 3rd edition for 2 x MOPP
- Risk management process according to ISO 14971 incl. risk management file
- Acceptance criteria for electronic assemblies acc. to IPC-A-610 Level 3
- Low leakage current <2.5 µA
- Operating temp.: -40°C to 80°C
- EMC compliance to IEC 60601-1-2 4th edition and EN55032 class A
- Operating up to 5000m altitude

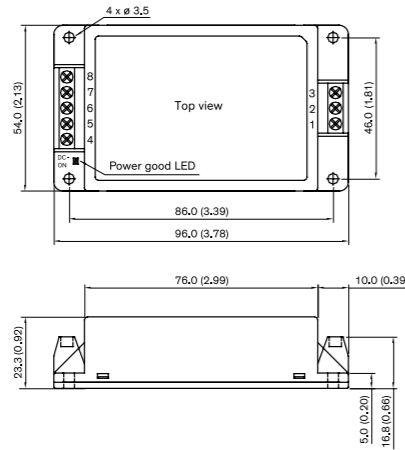
Pinout / Connection		
Pin	Single	Dual
1	+Vin (Vcc)	+Vin (Vcc)
2	-Vin (GND)	-Vin (GND)
3	+Vout	+Vout
4	-Vout	Common
5	Trim	-Vout
6	No pin*/Remote	No pin*/Remote

Model	Input Voltage Range	Output Vnom	Imax	Efficiency
THM 20-2411WI	9 - 36 VDC (24 VDC nom.)	5 VDC	4000 mA	89 %
THM 20-2412WI		12 VDC	1670 mA	89 %
THM 20-2413WI		15 VDC	1330 mA	89 %
THM 20-2415WI		24 VDC	833 mA	89 %
THM 20-2421WI		± 5 VDC	2000 mA	86 %
THM 20-2422WI		±12 VDC	833 mA	89 %
THM 20-2423WI	±15 VDC	667 mA	89 %	
THM 20-4811WI	18 - 75 VDC (48 VDC nom.)	5 VDC	4000 mA	90 %
THM 20-4812WI		12 VDC	1670 mA	89 %
THM 20-4813WI		15 VDC	1330 mA	89 %
THM 20-4815WI		24 VDC	833 mA	89 %
THM 20-4821WI		± 5 VDC	2000 mA	86 %
THM 20-4822WI		±12 VDC	833 mA	89 %
THM 20-4823WI	±15 VDC	667 mA	89 %	

* If remote is not selected there will be no pin.

TMDC 20

20 Watt



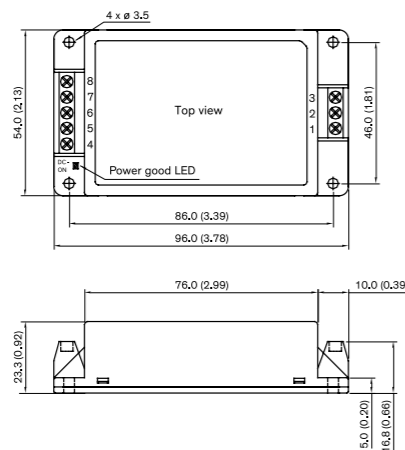
- Fully encapsulated low profile plastic case
- Ultra wide 4:1 input voltage range
- Operating temperature range -40°C to +90°C
- I/O isolation 2500 VDC
- Excellent efficiency up to 91 %
- Input filter to meet EN 55032, class A
- Optional DIN-Rail mount adapter
- No minimum load required
- Power good LED indicator and remote on/off function
- 3-year product warranty

Pinout	
Pin	Function
1	Remote
2	-Vin (GND)
3	+Vin (Vcc)
4	NC
5	-Vout
6	NC
7	+Vout
8	NC

Model	Input Voltage Range	Vnom	Output I _{max}	Efficiency
TMDC 20-2411	9 - 36 VDC (24 VDC nom.)	5.1 VDC	4'000 mA	90 %
TMDC 20-2412		12 VDC	1'670 mA	91 %
TMDC 20-2415		24 VDC	835 mA	91 %
TMDC 20-2418		48 VDC	420 mA	89 %
TMDC 20-4811	18 - 75 VDC (48 VDC nom.)	5.1 VDC	4'000 mA	90 %
TMDC 20-4812		12 VDC	1'670 mA	91 %
TMDC 20-4815		24 VDC	835 mA	91 %
TMDC 20-4818		48 VDC	420 mA	89 %

TMDC 20H **NEW!**

20 Watt



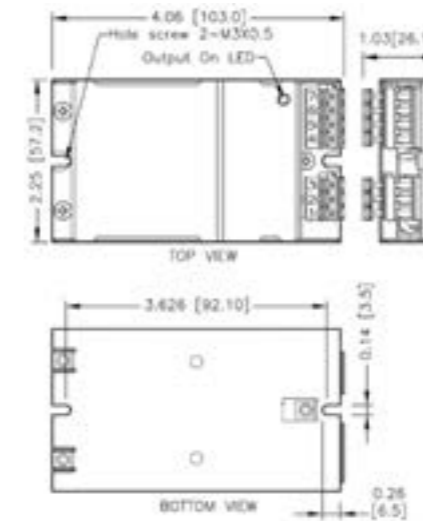
- Fully encapsulated chassis mount modules
- Harsh industrial EMC capabilities:
- Integrated filters for emission (EN 55032) & immunity (EN 55035)
- Wide 2:1 input range
- Operating temperature range -40 to +94 °C without derating
- Reinforced I/O-isolation 3'000 VAC
- Protection against overload, under-voltage and short circuit
- 3-year product warranty

Pinout	
Pin	Function
1	Remote
2	-Vin (GND)
3	+Vin (Vcc)
4	NC
5	-Vout
6	NC
7	+Vout
8	NC

Model	Input Voltage Range	Vnom	Output I _{max}	Efficiency
TMDC 20-7211H	80 - 160 VDC (110 VDC nom.)	5.1 VDC	4000 mA	87 %
TMDC 20-7212H		12 VDC	1670 mA	88 %
TMDC 20-7213H		15 VDC	1340 mA	88 %
TMDC 20-7215H		24 VDC	830 mA	88 %
TMDC 20-7218H	±12 VDC	48 VDC	420 mA	86 %
TMDC 20-7222H		±12 VDC	±830 mA	87 %
TMDC 20-7223H		±15 VDC	±670 mA	87 %
TMDC 20-7225H		±24 VDC	±420 mA	87 %

TEQ 20WIR

20 Watt



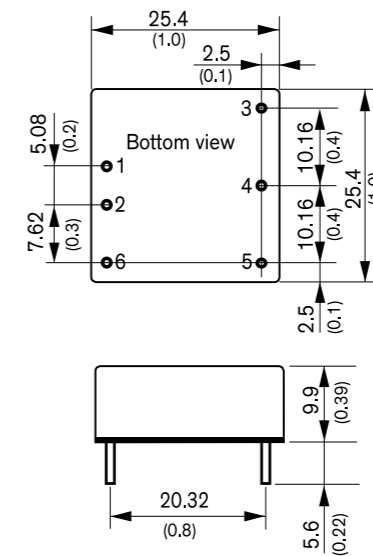
- High power block with excellent thermal convection
- Operating temperature -40°C to +93°
- Ultra wide 4:1 input voltage range
- EN 50155 approval for railway applications
- Excellent efficiency up to 88%
- Input filter meet EN 55032 class B
- I/O isolation up to 2250 VDC
- Under voltage lock-out circuit
- Protection against overvoltage, overtemperature and short circuit
- Output LED indicator

Pinout		
Pin	Single	Dual
1	+Vin	+Vin
2	-Vin (GND)	-Vin (GND)
3	NC	NC
4	NC	-Vout
5	-Vout	Common
6	+Vout	Common
7	NC	+Vout

Model	Input Voltage Range	Vnom	Output I _{max}	Efficiency	
TEQ 20-2411WIR	9 - 36 VDC (24 VDC nom.)	5 VDC	4000 mA	87 %	
TEQ 20-2412WIR		12 VDC	1670 mA	88 %	
TEQ 20-2413WIR		15 VDC	1330 mA	87 %	
TEQ 20-2415WIR		24 VDC	833 mA	87 %	
TEQ 20-2422WIR	±12 VDC	±12 VDC	833 mA	87 %	
TEQ 20-2423WIR		±15 VDC	667 mA	88 %	
TEQ 20-4811WIR		18 - 75 VDC (48 VDC nom.)	5 VDC	4500 mA	87 %
TEQ 20-4812WIR			12 VDC	1670 mA	88 %
TEQ 20-4813WIR	15 VDC		1330 mA	88 %	
TEQ 20-4815WIR	24 VDC		833 mA	87 %	
TEQ 20-4822WIR	±12 VDC	±12 VDC	833 mA	87 %	
TEQ 20-4823WIR		±15 VDC	667 mA	88 %	
TEQ 20-7211WIR		43 - 160 VDC (110 VDC nom.)	5 VDC	4500 mA	86 %
TEQ 20-7212WIR			12 VDC	1670 mA	87 %
TEQ 20-7213WIR	15 VDC		1330 mA	87 %	
TEQ 20-7215WIR	24 VDC		833 mA	87 %	
TEQ 20-7222WIR	±12 VDC	±12 VDC	833 mA	87 %	
TEQ 20-7223WIR		±15 VDC	667 mA	88 %	

THL 25

25 Watt



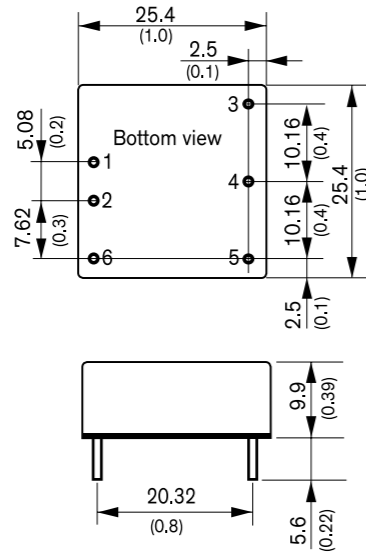
- Highest power density 25W converter! Ultra compact design: 1.0" x 1.0" x 0.4"
- Shielded metal case with isolated baseplate
- Wide 2:1 input voltage ranges
- Very high efficiency up to 90%
- Output voltage adjustable
- Remote On/Off control
- Operating temp. range -40°C to +80°C and up to +85°C with heat-sink
- I/O isolation voltage 1500 VDC
- 3-year product warranty

Pinout		
Pin	Single	Dual
1	+Vin (Vcc)	+Vin (Vcc)
2	-Vin (GND)	-Vin (GND)
3	+Vout	+Vout
4	Trim	Common
5	-Vout	-Vout
6	Remote On/Off	

Model	Input Voltage Range	Vnom	Output I _{max}	Efficiency	
THL 25-1210	9 - 18 VDC (12 VDC nominal)	3.3 VDC	6000 mA	87 %	
THL 25-1211		5.0 VDC	5000 mA	89 %	
THL 25-1212		12 VDC	2090 mA	89 %	
THL 25-1213		15 VDC	1670 mA	89 %	
THL 25-1222	±12 VDC	±12 VDC	±1040 mA	89 %	
THL 25-1223		±15 VDC	±840 mA	89 %	
THL 25-2410		18 - 36 VDC (24 VDC nominal)	3.3 VDC	6000 mA	88 %
THL 25-2411			5.0 VDC	5000 mA	90 %
THL 25-2412	12 VDC		2090 mA	90 %	
THL 25-2413	15 VDC		1670 mA	90 %	
THL 25-2422	±12 VDC	±12 VDC	±1040 mA	89 %	
THL 25-2423		±15 VDC	±840 mA	89 %	
THL 25-4810		36 - 75 VDC (48 VDC nominal)	3.3 VDC	6000 mA	88 %
THL 25-4811			5.0 VDC	5000 mA	90 %
THL 25-4812	12 VDC		2090 mA	90 %	
THL 25-4813	15 VDC		1670 mA	90 %	
THL 25-4822	±12 VDC	±12 VDC	±1040 mA	89 %	
THL 25-4823		±15 VDC	±840 mA	89 %	

THL 25WI

25 Watt



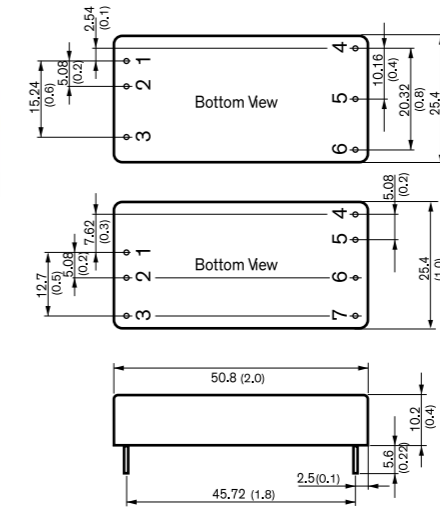
- Highest power density 25W converter! Ultra compact design: 1.0" x 1.0" x 0.4"
- Shielded metal case with isolated baseplate
- Ultra wide 4 : 1 input voltage ranges
- Very high efficiency up to 90%
- Output voltage adjustable
- Remote On/Off control
- Operating temp. range -40°C to +80°C and up to +85°C with heat-sink
- I/O isolation voltage 1500 VDC
- 3-year product warranty

Pinout		
Pin	Single	Dual
1	+Vin (Vcc)	+Vin (Vcc)
2	-Vin (GND)	-Vin (GND)
3	+Vout	+Vout
4	Trim	Common
5	-Vout	-Vout
6	Remote On/Off	

Model	Input Voltage Range	Vnom	Imax	Efficiency
THL 25-2410WI	9 - 36 VDC (24 VDC nominal)	3.3 VDC	6000 mA	87 %
THL 25-2411WI		5.0 VDC	5000 mA	89 %
THL 25-2412WI		12 VDC	2090 mA	89 %
THL 25-2413WI		15 VDC	1670 mA	90 %
THL 25-2422WI	18 - 75 VDC (48 VDC nominal)	±12 VDC	±1040 mA	89 %
THL 25-2423WI		±15 VDC	±840 mA	89 %
THL 25-4810WI		3.3 VDC	6000 mA	88 %
THL 25-4811WI		5.0 VDC	5000 mA	90 %
THL 25-4812WI	12 VDC	2090 mA	90 %	
THL 25-4813WI	15 VDC	1670 mA	90 %	
THL 25-4822WI	±12 VDC	±1040 mA	89 %	
THL 25-4823WI	±15 VDC	±840 mA	89 %	

TEN 30WIN

30 Watt



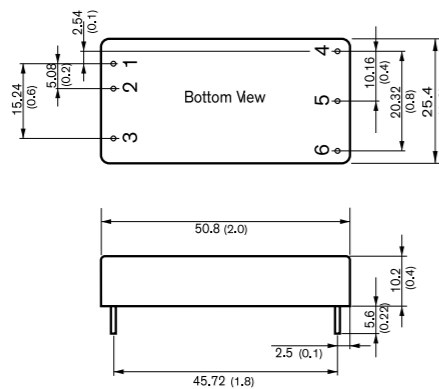
- Smallest encapsulated 30 W converter
- 2" x 1" x 0.4" shielded metal package with isolated baseplate
- Single- and dual output models
- I/O isolation voltage 1500 VDC
- Excellent efficiency up to 91 %
- Operating temperature range -40°C to +85°C
- Remote On/Off
- Over-temperature protection
- 3-year product warranty

Pinout			
Pin	Single	Dual	Triple
1	+Vin (Vcc)	+Vin (Vcc)	+Vin (Vcc)
2	-Vin (GND)	-Vin (GND)	-Vin (GND)
3	Remote On/Off	Remote On/Off	Remote On/Off
4	+Vout 1	Output 1	Output 2
5	-Vout 1	Common	Output 3
6	Trim	Output 2	Common
7	No pin	No pin	Output 1

Model	Input Voltage Range	Vnom	Imax	Efficiency
TEN 30-2410WIN	9 - 36 VDC (24 VDC nominal)	3.3 VDC	7.5 A	86 %
TEN 30-2411WIN		5.1 VDC	6 A	88 %
TEN 30-2412WIN		12 VDC	2.5 A	89 %
TEN 30-2413WIN		15 VDC	2 A	89 %
TEN 30-2421WIN	18 - 75 VDC (48 VDC nominal)	±5 VDC	3 A	88 %
TEN 30-2422WIN		±12 VDC	1.25 A	87 %
TEN 30-2423WIN		±15 VDC	1 A	87 %
TEN 30-2433WIN		3.3 / ±12 VDC	5 / 0.416 A	86 %
TEN 30-2434WIN	5.0 / ±15 VDC	5 / 0.333 A	86 %	
TEN 30-2431WIN	12 VDC	2.5 A	89 %	
TEN 30-2432WIN	15 VDC	2 A	91 %	
TEN 30-4810WIN	18 - 75 VDC (48 VDC nominal)	±5 VDC	3 A	88 %
TEN 30-4811WIN		±12 VDC	1.25 A	88 %
TEN 30-4812WIN		±15 VDC	1 A	88 %
TEN 30-4821WIN		3.3 / ±12 VDC	5 / 0.416 A	86 %
TEN 30-4822WIN	5.0 / ±15 VDC	5 / 0.333 A	86 %	
TEN 30-4823WIN	12 VDC	2.5 A	89 %	
TEN 30-4831WIN	15 VDC	2 A	91 %	
TEN 30-4834WIN	±12 VDC	±1250 mA	88 %	
TEN 30-4833WIN	±15 VDC	±1000 mA	88 %	
TEN 30-4834WIN	3.3 / ±12 VDC	5 / 0.333 A	86 %	
TEN 30-4831WIN	5 / ±12 VDC	4 / 0.416 A	88 %	
TEN 30-4832WIN	5 / ±15 VDC	4 / 0.333 A	88 %	

TEN 30

30 Watt



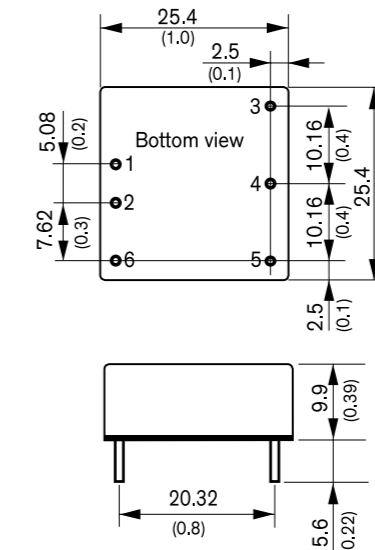
- Smallest encapsulated 30 W converter
- 2" x 1" x 0.4" shielded metal package with isolated baseplate
- Single- and dual output models
- I/O isolation voltage 1500 VDC
- Excellent efficiency up to 91 %
- Operating temperature range -40°C to +85°C
- Remote On/Off
- Over-temperature protection
- 3-year product warranty

Pinout		
Pin	Single	Dual
1	+Vin (Vcc)	+Vin (Vcc)
2	-Vin (GND)	-Vin (GND)
3	Remote On/Off	
4	+ Vout	+ Vout
5	-Vout	Common
6	Trim	-Vout

Model	Input Voltage Range	Vnom	Imax	Efficiency
TEN 30-1210	9 - 18 VDC (nominal 12 VDC)	3.3 VDC	8000 mA	85 %
TEN 30-1211		5.1 VDC	6000 mA	87 %
TEN 30-1212		12 VDC	2500 mA	89 %
TEN 30-1213		15 VDC	2000 mA	89 %
TEN 30-1221	18 - 36 VDC (nominal 24 VDC)	±5 VDC	±3000 mA	87 %
TEN 30-1222		±12 VDC	±1250 mA	87 %
TEN 30-1223		±15 VDC	±1000 mA	87 %
TEN 30-2410		3.3 VDC	8000 mA	87 %
TEN 30-2411	5.1 VDC	6000 mA	90 %	
TEN 30-2412	12 VDC	2500 mA	91 %	
TEN 30-2413	15 VDC	2000 mA	91 %	
TEN 30-2421	36 - 75 VDC (nominal 48 VDC)	±5 VDC	±3000 mA	90 %
TEN 30-2422		±12 VDC	±1250 mA	89 %
TEN 30-2423		±15 VDC	±1000 mA	90 %
TEN 30-4810		3.3 VDC	7500 mA	87 %
TEN 30-4811	5.1 VDC	6000 mA	89 %	
TEN 30-4812	12 VDC	2500 mA	91 %	
TEN 30-4813	15 VDC	2000 mA	91 %	
TEN 30-4821	36 - 75 VDC (nominal 48 VDC)	±5 VDC	±3000 mA	90 %
TEN 30-4822		±12 VDC	±1250 mA	88 %
TEN 30-4823		±15 VDC	±1000 mA	89 %

THN 30 NEW models

30 Watt

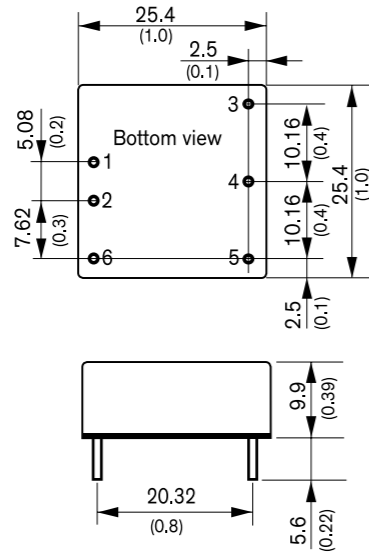


- Highest power density 30W converter! Ultra compact size: 1.0" x 1.0" x 0.4"
- Shielded metal case with isolated baseplate
- Wide 2:1 input voltage range
- Very high efficiency across full load range up to 92%
- Over temperature protection
- Operating temp. range -40°C to +80°C and up to 85 °C with heat-sink
- Ultra low no load input current
- Remote On/Off control
- Output voltage adjustable
- I/O isolation voltage 1500 VDC
- RoHS 2011/65/EU compliant
- 3-year product warranty

Pinout		
Pin	Single	Dual
1	+Vin (Vcc)	+Vin (Vcc)
2	-Vin (GND)	-Vin (GND)
3	+Vout	+Vout
4	Trim	Common
5	-Vout	-Vout
6	Remote On/Off	

Model	Input Voltage Range	Vnom	Imax	Efficiency
THN 30-1210	9 - 18 VDC (12 VDC nominal)	3.3 VDC	7000 mA	86 %
THN 30-1211		5.0 VDC	6000 mA	89 %
THN 30-1212		12 VDC	2500 mA	89 %
THN 30-1213		15 VDC	2000 mA	89 %
THN 30-1215	18 - 36 VDC (24 VDC nominal)	24 VDC	1250 mA	89 %
THN 30-1222		±12 VDC	±1250 mA	89 %
THN 30-1223		±15 VDC	±1000 mA	90 %
THN 30-2410		3.3 VDC	7000 mA	87 %
THN 30-2411	5.0 VDC	6000 mA	90 %	
THN 30-2412	12 VDC	2500 mA	91 %	
THN 30-2413	15 VDC	2000 mA	91 %	
THN 30-2415	36 - 75 VDC (48 VDC nominal)	24 VDC	1250 mA	91 %
THN 30-2422		±12 VDC	±1250 mA	91 %
THN 30-2423		±15 VDC	±1000 mA	91 %
THN 30-4810		3.3 VDC	7000 mA	87 %
THN 30-4811	5.0 VDC	6000 mA	89 %	
THN 30-4812	12 VDC	2500 mA	90 %	
THN 30-4813	15 VDC	2000 mA	91 %	
THN 30-4815	36 - 75 VDC (48 VDC nominal)	24 VDC	1250 mA	91 %
THN 30-4822		±12 VDC	±1250 mA	91 %
THN 30-4823		±15 VDC	±1000 mA	92 %

THN 30WI **NEW models** **30 Watt**



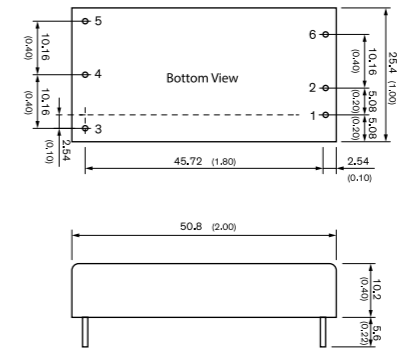
- Highest power density 30W converter! Ultra compact size: 1.0" x 1.0" x 0.4"
- Shielded metal case with isolated baseplate
- Ultrawide 4:1 input voltage range
- Very high efficiency across full load range up to 92%
- No minimum load required
- Remote On/Off control
- Operating temp. range -40°C to +80°C and up to 85 °C with heat-sink
- Over temperature protection
- Output voltage adjustable
- I/O isolation voltage 1500 VDC
- RoHS 2011/65/EU compliant
- 3-year product warranty

Pinout		
Pin	Single	Dual
1	+Vin (Vcc)	+Vin (Vcc)
2	-Vin (GND)	-Vin (GND)
3	+Vout	+Vout
4	Trim	Common
5	-Vout	-Vout
6	Remote On/Off	

Model	Input Voltage Range	Output Vnom	Imax	Efficiency
THN 30-2410WI	9 - 36 VDC (24 VDC nominal)	3.3 VDC	7000 mA	86 %
THN 30-2411WI		5.0 VDC	6000 mA	89 %
THN 30-2411WI-A1		5.0 VDC ^{*1}	6000 mA	89 %
THN 30-2412WI		12 VDC	2500 mA	89 %
THN 30-2413WI		15 VDC	2000 mA	89 %
THN 30-2415WI		24 VDC	1250 mA	89 %
THN 30-2425WI ^{*2}		48 VDC	625 mA	91 %
THN 30-2422WI		±12 VDC	±1250 mA	89 %
THN 30-2423WI		±15 VDC	±1000 mA	91 %
THN 30-2425WI		±24 VDC	±625 mA	91 %
THN 30-4810WI	18 - 75 VDC (48 VDC nominal)	3.3 VDC	7000 mA	87 %
THN 30-4811WI		5.0 VDC	6000 mA	90 %
THN 30-4811WI-A1		5.0 VDC ^{*1}	6000 mA	90 %
THN 30-4812WI		12 VDC	2500 mA	90 %
THN 30-4813WI		15 VDC	2000 mA	91 %
THN 30-4815WI		24 VDC	1250 mA	91 %
THN 30-4825WI ^{*2}		48 VDC	625 mA	91 %
THN 30-4822WI		±12 VDC	±1250 mA	91 %
THN 30-4823WI		±15 VDC	±1000 mA	92 %
THN 30-4825WI		±24 VDC	±625 mA	92 %

^{*1} Adjustable output up to 6 VDC
^{*2} This dual ±24 VDC converter can be used as single 48VDC converter (open common contact)

THM 30 **30 Watt**



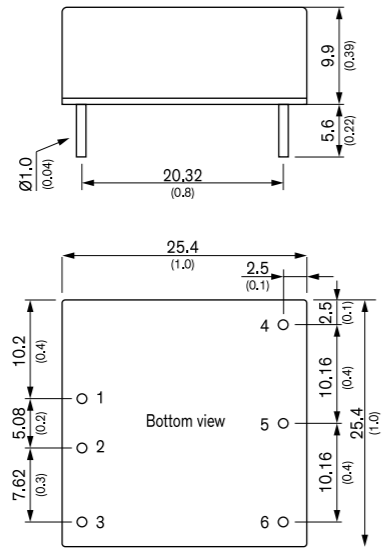
- Wide 2:1 input voltage 30 W DC/DC converter in a 2 x 1 " plastic case
- I/O isolation 5000 VAC rated for 250 VAC working voltage
- Certification according to IEC/EN/ES 60601-1 3rd edition for 2 x MOPP
- Risk management process according to ISO 14971 incl. risk management file
- Acceptance criteria for electronic assemblies acc. to IPC-A-610 Level 3
- Low leakage current <2.5 μA
- Operating temp.: -40°C to 80°C
- EMC compliance to IEC 60601-1-2 4th edition and EN55032 class A
- Operating up to 5000m altitude

Pinout / Connection		
Pin	Single	Dual
1	+Vin (Vcc)	+Vin (Vcc)
2	-Vin (GND)	-Vin (GND)
3	+Vout	+Vout
4	-Vout	Common
5	Trim	-Vout
6	No pin*/Remote	No pin*/Remote

Model	Input Voltage Range	Output Vnom	Imax	Efficiency
THM 30-1211	9 - 18 VDC (12 VDC nom.)	5 VDC	6000 mA	89 %
THM 30-1212		12 VDC	2500 mA	89 %
THM 30-1213		15 VDC	2000 mA	90 %
THM 30-1215		24 VDC	1250 mA	89 %
THM 30-1221		±5 VDC	3000 mA	86 %
THM 30-1222		±12 VDC	1250 mA	89 %
THM 30-1223	±15 VDC	1000 mA	89 %	
THM 30-2411	18 - 36 VDC (24 VDC nom.)	5 VDC	6000 mA	89 %
THM 30-2412		12 VDC	2500 mA	89 %
THM 30-2413		15 VDC	2000 mA	91 %
THM 30-2415		24 VDC	1250 mA	90 %
THM 30-2421		±5 VDC	3000 mA	86 %
THM 30-2422		±12 VDC	1250 mA	90 %
THM 30-2423	±15 VDC	1000 mA	90 %	
THM 30-4811	36 - 75 VDC (48 VDC nom.)	5 VDC	6000 mA	89 %
THM 30-4812		12 VDC	2500 mA	89 %
THM 30-4813		15 VDC	2000 mA	90 %
THM 30-4815		24 VDC	1250 mA	89 %
THM 30-4821		±5 VDC	3000 mA	87 %
THM 30-4822		±12 VDC	1250 mA	90 %
THM 30-4823	±15 VDC	1000 mA	90 %	

* If remote is not selected there will be no pin.

THN 30WIR **NEW - under development** **30 Watt**

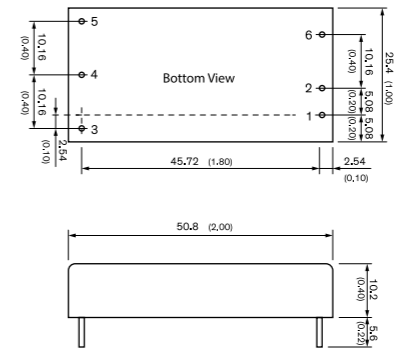


- Compact 1"x1"x0.4" standard package
- Ultra-wide 4:1 input voltage range 9-36, 18-75, 36-160 VDC
- EN 50155 and EN 61373 approval for railway applications
- Qualification for fire behaviour according to EN 45545-2
- I/O-isolation 3'000 VDC
- High efficiency up to 92%
- Operating temperature range -40°C to +90°C
- Under-voltage lock out circuit
- Adjustable output voltage & Remote On/Off

Pinout / Connection		
Pin	Single	Dual
1	+Vin	+Vin
2	-Vin	-Vin
3	Ctrl	Ctrl
4	+Vout	+Vout
5	Trim	Common
6	-Vout	-Vout

Model	Input Voltage Range	Output Vnom	Imax	Efficiency	
THN 30-2410WIR	9 - 36 VDC (24 VDC nom.)	3.3 VDC	7000 mA	88 %	
THN 30-2411WIR		5 VDC	6000 mA	89 %	
THN 30-2412WIR		12 VDC	2500 mA	89 %	
THN 30-2413WIR		15 VDC	2000 mA	89 %	
THN 30-2415WIR		24 VDC	1250 mA	90 %	
THN 30-2422WIR		±12 VDC	±1250 mA	89 %	
THN 30-2423WIR		±15 VDC	±1000 mA	91 %	
THN 30-2425WIR		±24 VDC	±625 mA	91 %	
THN 30-4810WIR		18 - 75 VDC (48 VDC nom.)	3.3 VDC	7000 mA	88 %
THN 30-4811WIR			5 VDC	6000 mA	90 %
THN 30-4812WIR	12 VDC		2500 mA	90 %	
THN 30-4813WIR	15 VDC		2000 mA	91 %	
THN 30-4815WIR	24 VDC		1250 mA	92 %	
THN 30-4822WIR	±12 VDC		±1250 mA	91 %	
THN 30-4823WIR	±15 VDC		±1000 mA	91 %	
THN 30-4825WIR	±24 VDC		±625 mA	92 %	
THN 30-7210WIR	36 - 160 VDC (110 VDC nom.)		3.3 VDC	7000 mA	88 %
THN 30-7211WIR			5 VDC	6000 mA	90 %
THN 30-7212WIR		12 VDC	2500 mA	90 %	
THN 30-7213WIR		15 VDC	2000 mA	90 %	
THN 30-7215WIR		24 VDC	1250 mA	91 %	
THN 30-7222WIR		±12 VDC	±1250 mA	90 %	
THN 30-7223WIR	±15 VDC	±1000 mA	90 %		
THN 30-7225WIR	±24 VDC	±625 mA	91 %		

THM 30WI **30 Watt**



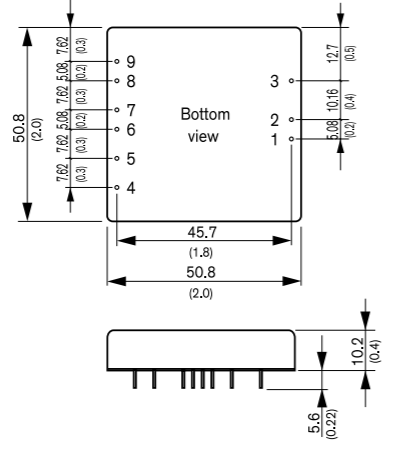
- Ultra wide 4:1 input voltage 30 W DC/DC converter in a 2 x 1 " plastic case
- I/O isolation 5000 VAC rated for 250 VAC working voltage
- Certification according to IEC/EN/ES 60601-1 3rd edition for 2 x MOPP
- Risk management process according to ISO 14971 incl. risk management file
- Acceptance criteria for electronic assemblies acc. to IPC-A-610 Level 3
- Low leakage current <2.5 μA
- Operating temp.: -40°C to 80°C
- EMC compliance to IEC 60601-1-2 4th edition and EN55032 class A
- Operating up to 5000m altitude

Pinout / Connection		
Pin	Single	Dual
1	+Vin (Vcc)	+Vin (Vcc)
2	-Vin (GND)	-Vin (GND)
3	+Vout	+Vout
4	-Vout	Common
5	Trim	-Vout
6	No pin*/Remote	No pin*/Remote

Model	Input Voltage Range	Output Vnom	Imax	Efficiency
THM 30-2411WI	9 - 36 VDC (24 VDC nom.)	5 VDC	6000 mA	89 %
THM 30-2412WI		12 VDC	2500 mA	89 %
THM 30-2413WI		15 VDC	2000 mA	91 %
THM 30-2415WI		24 VDC	1250 mA	90 %
THM 30-2421WI		±5 VDC	3000 mA	86 %
THM 30-2422WI		±12 VDC	1250 mA	90 %
THM 30-2423WI	±15 VDC	1000 mA	90 %	
THM 30-4811WI	18 - 75 VDC (48 VDC nom.)	5 VDC	6000 mA	89 %
THM 30-4812WI		12 VDC	2500 mA	89 %
THM 30-4813WI		15 VDC	2000 mA	90 %
THM 30-4815WI		24 VDC	1250 mA	89 %
THM 30-4821WI		±5 VDC	3000 mA	87 %
THM 30-4822WI		±12 VDC	1250 mA	90 %
THM 30-4823WI	±15 VDC	1000 mA	90 %	

* If remote is not selected there will be no pin.

TEN 40 40 Watt



- High power density: 40 W in a 51x51x10mm (2"x2"x0.4") package
- Wide 2:1 input voltage range
- Models with single-, dual- and triple output
- Models with 2 independently regulated 3.3 and 5.0 VDC outputs
- Extended operating temperature range: -40°C to +75°C
- Over temperature protection
- Under voltage lockout
- Remote On/Off
- Shielded metal case with insulated baseplate
- Optional heatsink
- Lead free design - RoHS compliant
- 3-years product warranty

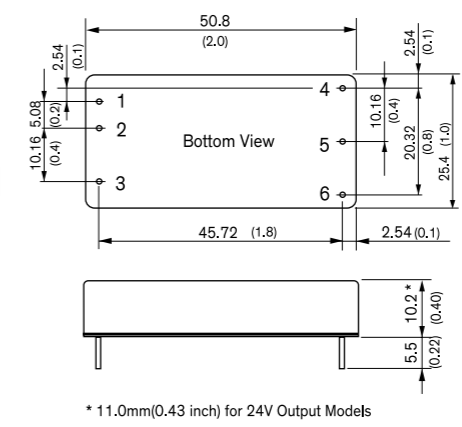
Pinout				
Pin	Single	Dual symmetric	Dual asymmetric	Triple
1	+Vin (Vcc)	+Vin (Vcc)	+Vin (Vcc)	+Vin (Vcc)
2	-Vin (GND)	-Vin (GND)	-Vin (GND)	-Vin (GND)
3	Remote On/Off			
4	No con.	No pin	Vout 1	Vout 2
5	-Sense*	Vout 1	Common	Common
6	+Sense*	Common	No con.	Vout 3
7	+Vout	Common	No con.	Vout 1
8	-Vout	Vout 2	Vout 2	Common
9	Trim	Trim	Common	No con.

Model	Input Voltage Range	Output Vnom	Imax	Efficiency
TEN 40-1210	9 - 18 VDC (12 VDC nominal)	3.3 VDC	8 A	86 %
TEN 40-1211		5 VDC	8 A	86 %
TEN 40-1212		12 VDC	3.3 A	86 %
TEN 40-1220		3.3* / 5* VDC	8 A	85 %
TEN 40-1222		±12 VDC	1.8 A	85 %
TEN 40-1223		±15 VDC	1.4 A	85 %
TEN 40-1233		3.3 / ±12 VDC	6 / 0.4 A	84 %
TEN 40-1234		3.3 / ±15 VDC	6 / 0.3 A	84 %
TEN 40-1231		5 / ±12 VDC	6 / 0.4 A	86 %
TEN 40-1232		5 / ±15 VDC	6 / 0.3 A	86 %
TEN 40-2410	18 - 36 VDC (24 VDC nominal)	3.3 VDC	8 A	87 %
TEN 40-2411		5 VDC	8 A	89 %
TEN 40-2412		12 VDC	3.3 A	88 %
TEN 40-2420		3.3* / 5* VDC	8 A	86 %
TEN 40-2422		±12 VDC	1.8 A	87 %
TEN 40-2423		±15 VDC	1.4 A	87 %
TEN 40-2433		3.3 / ±12 VDC	6 / 0.4 A	85 %
TEN 40-2434		3.3 / ±15 VDC	6 / 0.3 A	85 %
TEN 40-2431		5 / ±12 VDC	6 / 0.4 A	87 %
TEN 40-2432		5 / ±15 VDC	6 / 0.3 A	87 %
TEN 40-4810	36 - 75 VDC (48 VDC nominal)	3.3 VDC	8 A	88 %
TEN 40-4811		5 VDC	8 A	90 %
TEN 40-4812		12 VDC	3.3 A	89 %
TEN 40-4820		3.3* / 5* VDC	8 A	88 %
TEN 40-4822		±12 VDC	1.8 A	87 %
TEN 40-4823		±15 VDC	1.4 A	87 %
TEN 40-4833		3.3 / ±12 VDC	6 / 0.4 A	86 %
TEN 40-4834		3.3 / ±15 VDC	6 / 0.3 A	86 %
TEN 40-4831		5 / ±12 VDC	6 / 0.4 A	88 %
TEN 40-4832		5 / ±15 VDC	6 / 0.3 A	88 %

*dynamic current allocation, max. 8A total output current for both outputs together

*Sense line to be connected to the output under regard of polarity

TEN 40N 40 Watt

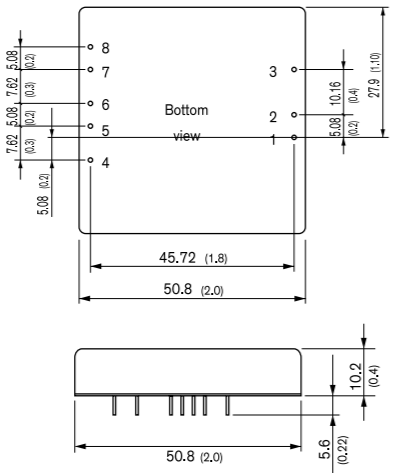


- Highest power density: 40 W in 1" x 2" x 0.4" package
- Excellent efficiency up to 92 %
- Output voltage adjustable
- Remote On/Off
- Short circuit protection
- Over voltage protection
- I/O isolation 1500 VDC
- Operating temperature range -40°C to +80°C
- Fully RoHS compliant
- 3-year product warranty

Pinout / Connection		
Pin	Single	Dual
1	+Vin (Vcc)	+Vin (Vcc)
2	-Vin (GND)	-Vin (GND)
3	Remote On/Off	
4	+Vout	+Vout
5	-Vout	Common
6	Trim	-Vout

Model	Input Voltage Range	Output Vnom	Imax	Efficiency
TEN 40-1210N	9 - 18 VDC (12 VDC nominal)	3.3 VDC	8'000 mA	86 %
TEN 40-1211N		5 VDC	8'000 mA	86 %
TEN 40-1212N		12 VDC	3'330 mA	86 %
TEN 40-1213N		15 VDC	2'670 mA	85 %
TEN 40-1215N		24 VDC	1'670 mA	85 %
TEN 40-1222N		±12 VDC	±1'670 mA	84 %
TEN 40-1223N	±15 VDC	±1'330 mA	84 %	
TEN 40-2410N	18 - 36 VDC (24 VDC nominal)	3.3 VDC	8'000 mA	87 %
TEN 40-2411N		5 VDC	8'000 mA	89 %
TEN 40-2412N		12 VDC	3'330 mA	88 %
TEN 40-2413N		15 VDC	2'670 mA	86 %
TEN 40-2415N		24 VDC	1'670 mA	87 %
TEN 40-2422N		±12 VDC	±1'670 mA	87 %
TEN 40-2423N	±15 VDC	±1'330 mA	85 %	
TEN 40-4810N	36 - 75 VDC (48 VDC nominal)	3.3 VDC	8'000 mA	88 %
TEN 40-4811N		5 VDC	8'000 mA	90 %
TEN 40-4812N		12 VDC	3'330 mA	89 %
TEN 40-4813N		15 VDC	2'670 mA	88 %
TEN 40-4815N		24 VDC	1'670 mA	87 %
TEN 40-4822N		±12 VDC	1'670 mA	87 %
TEN 40-4823N	±15 VDC	1'330 mA	86 %	

TEN 40WI 40 Watt



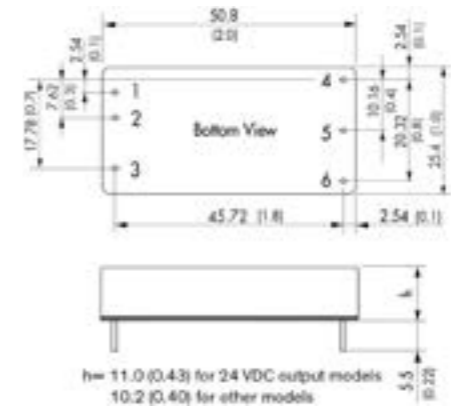
- High power density: 40W in 2"x2"x0.4" metal package
- Ultra wide 4:1 input voltage range
- Very high efficiency up to 87 %
- No minimum load required for single output models
- Over temperature protection
- Under voltage lockout
- Remote On/Off
- Shielded metal case with insulated baseplate
- Optional heat-sink
- 3-year product warranty

Pinout		
Pin	Single	Dual
1	+Vin (Vcc)	+Vin (Vcc)
2	-Vin (GND)	-Vin (GND)
3	Remote On/Off	
4	- Sense*	+ Vout
5	+ Sense*	Common
6	+ Vout	Common
7	- Vout	- Vout
8	Trim	

* Sense line to be connected to the output either at the module or at the load under regard of polarity.

Model	Input Voltage Range	Output Vnom	Imax	Efficiency
TEN 40-2410WI	9 - 36 VDC (24 VDC nominal)	3.3 VDC	10.0 A	86 %
TEN 40-2411WI		5.0 VDC	8.0 A	87 %
TEN 40-2412WI		12 VDC	3.35 A	87 %
TEN 40-2413WI		15 VDC	2.65 A	87 %
TEN 40-2422WI		±12 VDC	±1.65 A	86 %
TEN 40-2423WI		±15 VDC	±1.35 A	86 %
TEN 40-4810WI	18 - 75 VDC (48 VDC nominal)	3.3 VDC	10.0 A	86 %
TEN 40-4811WI		5.0 VDC	8.0 A	88 %
TEN 40-4812WI		12 VDC	3.35 A	87 %
TEN 40-4813WI		15 VDC	2.65 A	87 %
TEN 40-4822WI		±12 VDC	±1.65 A	86 %
TEN 40-4823WI		±15 VDC	±1.35 A	86 %

TEN 40WIN 40 Watt

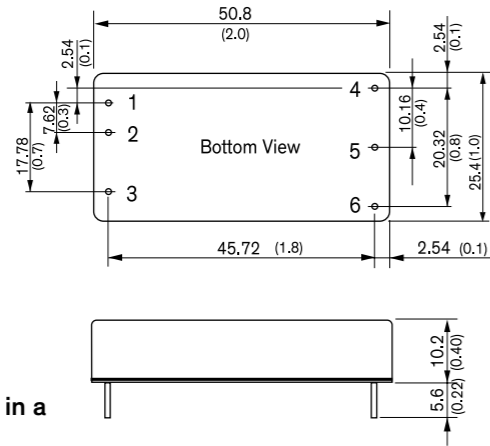


- Highest power density: 40 W in 1" x 2" x 0.4" package
- Ultra wide 4:1 input range
- Excellent efficiency up to 90 %
- Output voltage adjustable
- Remote On/Off
- Protection against short circuit and over voltage
- I/O isolation 1500 VDC
- Operating temperature range -40°C to +75°C
- 3-year product warranty

Pinout / Connection		
Pin	Single	Dual
1	+Vin (Vcc)	+Vin (Vcc)
2	-Vin (GND)	-Vin (GND)
3	Remote On/Off	
4	+Vout	+Vout
5	-Vout	Common
6	Trim	-Vout

Model	Input Voltage Range	Output Vnom	Imax	Efficiency
TEN 40-2410WIN	9 - 36 VDC (24 VDC nominal)	3.3 VDC	8'000 mA	89 %
TEN 40-2411WIN		5 VDC	8'000 mA	90 %
TEN 40-2412WIN		12 VDC	3'330 mA	89 %
TEN 40-2413WIN		15 VDC	2'670 mA	89 %
TEN 40-2415WIN		24 VDC	1'670 mA	91 %
TEN 40-2422WIN		±12 VDC	±1'670 mA	88 %
TEN 40-2423WIN	±15 VDC	±1'330 mA	88 %	
TEN 40-4810WIN	18 - 75 VDC (48 VDC nominal)	3.3 VDC	8'000 mA	89 %
TEN 40-4811WIN		5 VDC	8'000 mA	90 %
TEN 40-4812WIN		12 VDC	3'330 mA	90 %
TEN 40-4813WIN		15 VDC	2'670 mA	90 %
TEN 40-4815WIN		24 VDC	1'670 mA	89 %
TEN 40-4822WIN		±12 VDC	±1'670 mA	88 %
TEN 40-4823WIN	±15 VDC	±1'330 mA	88 %	

TEN 40E **NEW** 40 Watt

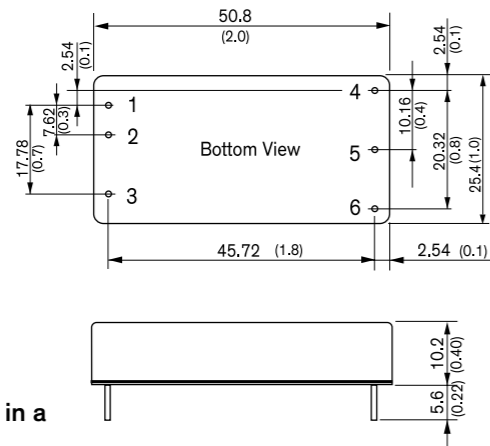


- Developed to maximize quality in a cost efficient design
- Excellent temperature capabilities
- 2" x 1" metal package (6-side shielded)
- Minimal heat development due to high efficiencies up to 93%
- Operating temperature range -40 to +85°C
- 1600 VDC I/O-isolation
- Remote On/Off and Trim function
- Protection against short circuit, overvoltage and overtemperature
- 3-year product warranty

Pinout / Conecction		
Pin	Single	Dual
1	+Vin (Vcc)	+Vin (Vcc)
2	-Vin (GND)	-Vin (GND)
3	Remote On/Off	
4	+Vout	+Vout
5	-Vout	Common
6	Trim	-Vout

Model	Input Voltage Range	Vnom	Output I _{max}	Efficiency
TEN 40-1210E	9 - 18 VDC (12 VDC nominal)	3.3 VDC	12'200 mA	89 %
TEN 40-1211E		5 VDC	8'000 mA	90 %
TEN 40-1212E		12 VDC	3'333 mA	91 %
TEN 40-1213E		15 VDC	2'666 mA	91 %
TEN 40-1215E		24 VDC	1'666 mA	90 %
TEN 40-1222E		±12 VDC	1'666 mA	90 %
TEN 40-1223E	18 - 36 VDC (24 VDC nominal)	±15 VDC	1'333 mA	90 %
TEN 40-1225E		±24 VDC	833 mA	91 %
TEN 40-2410E		3.3 VDC	12'200 mA	90 %
TEN 40-2411E	5 VDC	8'000 mA	92 %	
TEN 40-2412E	12 VDC	3'333 mA	92 %	
TEN 40-2413E	15 VDC	2'666 mA	93 %	
TEN 40-2415E	24 VDC	1'666 mA	91 %	
TEN 40-2422E	±12 VDC	1'666 mA	91 %	
TEN 40-2423E	±15 VDC	1'333 mA	91 %	
TEN 40-2425E	±24 VDC	833 mA	91 %	
TEN 40-4810E	36 - 75 VDC (48 VDC nominal)	3.3 VDC	12'200 mA	90 %
TEN 40-4811E		5 VDC	8'000 mA	91 %
TEN 40-4812E		12 VDC	3'333 mA	92 %
TEN 40-4813E		15 VDC	2'666 mA	92 %
TEN 40-4815E		24 VDC	1'666 mA	92 %
TEN 40-4822E		±12 VDC	1'666 mA	91 %
TEN 40-4823E	±15 VDC	1'333 mA	91 %	
TEN 40-4825E	±24 VDC	833 mA	92 %	

TEN 40WIE **NEW** 40 Watt

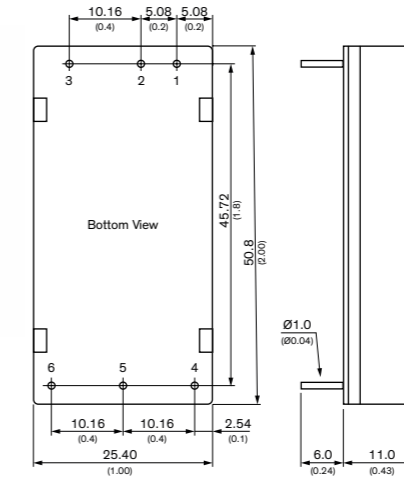


- Developed to maximize quality in a cost efficient design
- Excellent temperature capabilities
- 2" x 1" metal package (6-side shielded)
- Minimal heat development due to high efficiencies up to 93%
- Operating temperature range -40 to +85°C
- 1600 VDC I/O-isolation
- Remote On/Off and Trim function
- Protection against short circuit, overvoltage and overtemperature
- 3-year product warranty

Pinout / Conecction		
Pin	Single	Dual
1	+Vin (Vcc)	+Vin (Vcc)
2	-Vin (GND)	-Vin (GND)
3	Remote On/Off	
4	+Vout	+Vout
5	-Vout	Common
6	Trim	-Vout

Model	Input Voltage Range	Vnom	Output I _{max}	Efficiency
TEN 40-2410WIE	9 - 36 VDC (24 VDC nominal)	3.3 VDC	12'200 mA	90 %
TEN 40-2411WIE		5 VDC	8'000 mA	92 %
TEN 40-2412WIE		12 VDC	3'333 mA	92 %
TEN 40-2413WIE		15 VDC	2'666 mA	93 %
TEN 40-2415WIE		24 VDC	1'666 mA	91 %
TEN 40-2422WIE		±12 VDC	1'666 mA	91 %
TEN 40-2423WIE	±15 VDC	1'333 mA	91 %	
TEN 40-2425WIE	±24 VDC	833 mA	91 %	
TEN 40-4810WIE	18 - 75 VDC (48 VDC nominal)	3.3 VDC	12'200 mA	90 %
TEN 40-4811WIE		5 VDC	8'000 mA	91 %
TEN 40-4812WIE		12 VDC	3'333 mA	92 %
TEN 40-4813WIE		15 VDC	2'666 mA	92 %
TEN 40-4815WIE		24 VDC	1'666 mA	92 %
TEN 40-4822WIE		±12 VDC	1'666 mA	91 %
TEN 40-4823WIE	±15 VDC	1'333 mA	91 %	
TEN 40-4825WIE	±24 VDC	833 mA	92 %	

THR 40WI **NEW - under development** 40 Watt

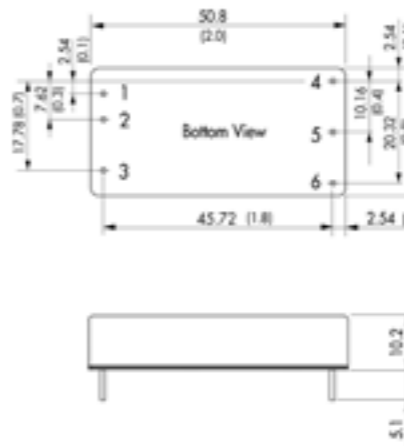


- Ultra wide 4 : 1 input range
- Reinforced I/O-isolation 3000 VAC
- Input filter to meet EN 55032, Class A
- High efficiency up to 85%
- Extended operating temperature range -40°C to 90°C
- DIP-24 package
- 3-year product warranty

Pinout		
Pin	Single	Dual
1	+Vin	+Vin
2	-Vin	-Vin
3	Remote On/Off	Remote On/Off
4	+Vout	+Vout
5	-Vout	Common
6	Trim	-Vout

Model	Input Voltage Range	Vnom	Output I _{max}	Efficiency
THR 40-7211WI	36 - 160 VDC (110 VDC nom.)	5 VDC	8000 mA	88 %
THR 40-7212WI		12 VDC	3330 mA	89 %
THR 40-7213WI		15 VDC	2670 mA	89 %
THR 40-7215WI		24 VDC	1670 mA	89 %
THR 40-7222WI		±12 VDC	±1670 mA	89 %
THR 40-7223WI		±15 VDC	±1330 mA	89 %

TEN 40WIR 40 Watt



- 2" x 1" metal package
- Ultra wide 4:1 input voltage range 9-36, 18-75, 43-160 VDC
- EN 50155 approval for railway applications
- Thermal shock and vibration resistant according EN 61373
- High efficiency up to 92%
- No minimum load required
- Operating temperature range -40°C to +85°C
- Under voltage lock-out circuit
- Remote On/Off
- Output voltage adjustable
- Lead free design, RoHS compliant
- 3-year product warranty


* For heat-sink option drawing see data sheet

Pinout		
Pin	Single	Dual
1	+Vin (Vcc)	+Vin (Vcc)
2	-Vin (GND)	-Vin (GND)
3	Remote On/Off	Remote On/Off
4	+Vout	+Vout
5	-Vout	Common
6	trim	-Vout

Model	Input Voltage Range	Vnom	Output I _{max}	Efficiency
TEN 40-2410WIR	9 - 36 VDC (24 VDC nom.)	3.3 VDC	10'000 mA	90 %
TEN 40-2411WIR		5 VDC	8000 mA	91 %
TEN 40-2412WIR		12 VDC	3333 mA	92 %
TEN 40-2413WIR		15 VDC	2666 mA	92 %
TEN 40-2415WIR		24 VDC	1666 mA	91 %
TEN 40-2422WIR		±12 VDC	±1666 mA	90 %
TEN 40-2423WIR	±15 VDC	±1333 mA	90 %	
TEN 40-2425WIR	±24 (48*) VDC	±833 mA	91 %	
TEN 40-4810WIR	18 - 75 VDC (48 VDC nom.)	3.3 VDC	10'000 mA	90 %
TEN 40-4811WIR		5 VDC	8000 mA	91 %
TEN 40-4812WIR		12 VDC	3333 mA	92 %
TEN 40-4813WIR		15 VDC	2666 mA	92 %
TEN 40-4815WIR		24 VDC	1666 mA	91 %
TEN 40-4822WIR		±12 VDC	±1666 mA	90 %
TEN 40-4823WIR	±15 VDC	±1333 mA	90 %	
TEN 40-4825WIR	±24 (48*) VDC	±833 mA	91 %	
TEN 40-7210WIR	43 - 160 VDC (110 VDC nom.)	3.3 VDC	10'000 mA	88 %
TEN 40-7211WIR		5 VDC	8000 mA	89 %
TEN 40-7212WIR		12 VDC	3333 mA	90 %
TEN 40-7213WIR		15 VDC	2666 mA	91 %
TEN 40-7215WIR		24 VDC	1666 mA	90 %
TEN 40-7222WIR		±12 VDC	±1666 mA	89 %
TEN 40-7223WIR	±15 VDC	±1333 mA	89 %	
TEN 40-7225WIR	±24 (48*) VDC	±833 mA	91 %	

*The outputs can also be used in serial circuit for single 48 VDC operation. Free-wheeling diodes are not necessary but recommended for increased performance for start-up with inductive/capacitive load and at dynamic load operation.

TEQ 40WIR 40 Watt

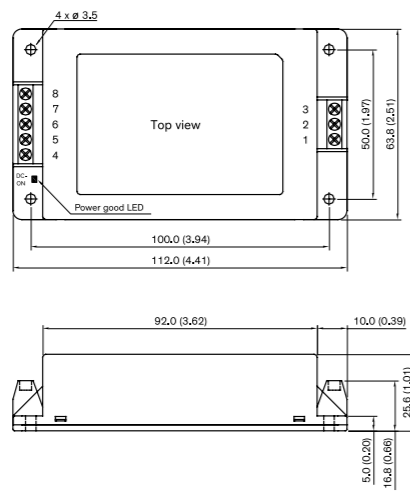


- High power block with excellent thermal convection
- Operating temperature -40°C to +92°
- Ultra wide 4:1 input voltage range
- EN 50155 approval for railway applications
- Excellent efficiency up to 91%
- Input filter meet EN 55032, class B
- I/O isolation up to 3000 VDC
- Under voltage lock-out circuit
- Protection against overvoltage, overtemperature and short circuit
- Output LED indicator

Pinout		
Pin	Single Output	Dual Output
1	+Vin	+Vin
2	-Vin (GND)	-Vin (GND)
3	NC	NC
4	NC	-Vout
5	-Vout	Common
6	+Vout	Common
7	NC	+Vout

Model	Input Voltage Range	Output Vnom	Imax	Efficiency
TEQ 40-2411WIR	9 - 36 VDC (24 VDC nom.)	5 VDC	8000 mA	90 %
TEQ 40-2412WIR		12 VDC	3330 mA	91 %
TEQ 40-2413WIR		15 VDC	2670 mA	91 %
TEQ 40-2415WIR		24 VDC	1670 mA	90 %
TEQ 40-2422WIR		±12 VDC	1670 mA	89 %
TEQ 40-2423WIR	18 - 75 VDC (48 VDC nom.)	±15 VDC	1330 mA	89 %
TEQ 40-2425WIR		±24 VDC	830 mA	90 %
TEQ 40-4811WIR		5 VDC	8000 mA	90 %
TEQ 40-4812WIR		12 VDC	3330 mA	91 %
TEQ 40-4813WIR		15 VDC	2670 mA	91 %
TEQ 40-4815WIR	24 VDC	1670 mA	90 %	
TEQ 40-4822WIR	43 - 160 VDC (110 VDC nom.)	±12 VDC	1670 mA	89 %
TEQ 40-4823WIR		±15 VDC	1330 mA	89 %
TEQ 40-4825WIR		±24 VDC	830 mA	90 %
TEQ 40-7211WIR		5 VDC	8000 mA	88 %
TEQ 40-7212WIR		12 VDC	3330 mA	90 %
TEQ 40-7213WIR	15 VDC	2670 mA	90 %	
TEQ 40-7215WIR	24 VDC	1670 mA	89 %	
TEQ 40-7222WIR	±12 VDC	±1670 mA	89 %	
TEQ 40-7223WIR		±15 VDC	1330 mA	88 %
TEQ 40-7225WIR		±24 VDC	830 mA	90 %

TMDC 40 40 Watt

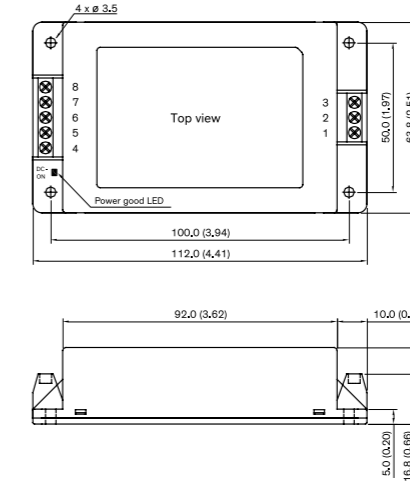


- Fully encapsulated low profile plastic case
- Ultra wide 4 : 1 input voltage range
- Operating temperature range -40°C to +85°C
- I/O isolation 2500 VDC
- Excellent efficiency up to 92 %
- Input filter to meet EN 55032, class A
- Optional DIN-Rail mount adapter
- No minimum load required
- Power good LED indicator and remote on/off function
- 3-year product warranty

Pinout	
Pin	Function
1	Remote
2	-Vin (GND)
3	+Vin (Vcc)
4	+Vout
5	NC
6	-Vout
7	NC
8	NC

Model	Input Voltage Range	Output Vnom	Imax	Efficiency
TMDC 40-2411	9 - 36 VDC (24 VDC nom.)	5.1 VDC	8'000 mA	90 %
TMDC 40-2412		12 VDC	3'330 mA	90 %
TMDC 40-2415		24 VDC	1'670 mA	90 %
TMDC 40-2418		48 VDC	835 mA	89 %
TMDC 40-4811		5.1 VDC	8'000 mA	89 %
TMDC 40-4812	18 - 75 VDC (48 VDC nom.)	12 VDC	3'330 mA	91 %
TMDC 40-4815		24 VDC	1'670 mA	92 %
TMDC 40-4818		48 VDC	835 mA	90 %

TMDC 40H NEW! 40 Watt

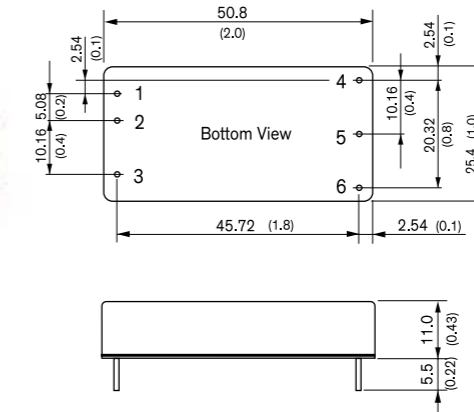


- Fully encapsulated chassis mount modules
- Harsh industrial EMC capabilities: Integrated filters for emission (EN 55032) & immunity (EN 55035)
- Wide 2:1 input range
- Operating temperature range -40 to +90 °C without derating
- Reinforced I/O-isolation 3'000 VAC
- Protection against overload, under-voltage and short circuit
- 3-year product warranty

Pinout	
Pin	Function
1	Remote
2	-Vin (GND)
3	+Vin (Vcc)
4	+Vout
5	NC
6	-Vout
7	NC
8	NC

Model	Input Voltage Range	Output Vnom	Imax	Efficiency
TMDC 40-7211H	80 - 160 VDC (110 VDC nom.)	5.1 VDC	8000 mA	87 %
TMDC 40-7212H		12 VDC	3330 mA	89 %
TMDC 40-7213H		15 VDC	2670 mA	89 %
TMDC 40-7215H		24 VDC	1670 mA	89 %
TMDC 40-7218H		48 VDC	840 mA	87 %
TMDC 40-7222H	±12 VDC	±1670 mA	89 %	
TMDC 40-7223H		±15 VDC	±1330 mA	89 %
TMDC 40-7225H		±24 VDC	±830 mA	87 %

TEN 50 50 Watt



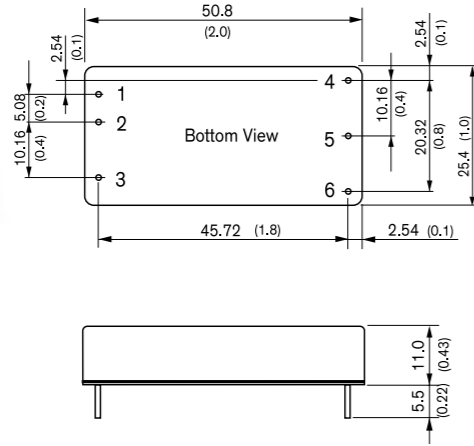
- Highest power density: 50 W in 1" x 2" x 0.4" package
- Excellent efficiency up to 92 %
- Operating temperature range -40°C to +85°C
- No minimum load required
- Output voltage adjustable
- Remote On/Off
- I/O isolation 1500 VDC
- 3-year product warranty

Pinout	
Pin	Single
1	+Vin (Vcc)
2	-Vin (GND)
3	Remote On/Off
4	+Vout
5	-Vout
6	Trim

Model	Input Voltage Range	Output Vnom	Imax	Efficiency
TEN 50-1210	9 - 18 VDC (nominal 12 VDC)	3.3 VDC	10000 mA	89 %
TEN 50-1211		5.0 VDC	10000 mA	90 %
TEN 50-1212		12 VDC	4170 mA	91 %
TEN 50-1213		15 VDC	3330 mA	91 %
TEN 50-1215		24 VDC	2080 mA	91 %
TEN 50-2410	18 - 36 VDC (nominal 24 VDC)	3.3 VDC	10000 mA	89 %
TEN 50-2411		5.0 VDC	10000 mA	92 %
TEN 50-2412		12 VDC	4170 mA	92 %
TEN 50-2413		15 VDC	3330 mA	92 %
TEN 50-2415		24 VDC	2080 mA	91 %
TEN 50-4810	36 - 75 VDC (nominal 48 VDC)	3.3 VDC	10000 mA	89 %
TEN 50-4811		5.0 VDC	10000 mA	92 %
TEN 50-4812		12 VDC	4170 mA	92 %
TEN 50-4813		15 VDC	3330 mA	92 %
TEN 50-4815		24 VDC	2080 mA	91 %

TEN 50WI

50 Watt



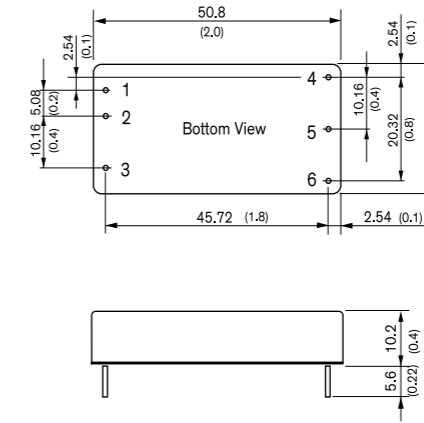
- Very high power density: 50 W in 1" x 2" x 0.4" package
- Wide 4:1 input range
- Excellent efficiency up to 92 %
- Operating temperature range -40°C to +80°C
- Protection against over-temperature
- No minimum load required
- Output voltage adjustable
- Remote On/Off
- I/O isolation 1500 VDC
- 3-year product warranty

Pinout		
Pin	Single	
1	+Vin (Vcc)	
2	-Vin (GND)	
3	Remote On/Off	
4	+Vout	
5	-Vout	
6	Trim	

Model	Input Voltage Range	Output		Efficiency
		Vnom	I _{max}	
TEN 50-2410WI	9 - 36 VDC (nominal 24 VDC)	3.3 VDC	10000 mA	90 %
TEN 50-2411WI		5.0 VDC	10000 mA	91 %
TEN 50-2412WI		12 VDC	4170 mA	92 %
TEN 50-2413WI		15 VDC	3330 mA	92 %
TEN 50-2415WI		24 VDC	2080 mA	91 %
TEN 50-4810WI	18 - 75 VDC (nominal 48 VDC)	3.3 VDC	10000 mA	90 %
TEN 50-4811WI		5.0 VDC	10000 mA	91 %
TEN 50-4812WI		12 VDC	4170 mA	92 %
TEN 50-4813WI		15 VDC	3330 mA	92 %
TEN 50-4815WI		24 VDC	2080 mA	91 %

TEN 60WIN

60 Watt



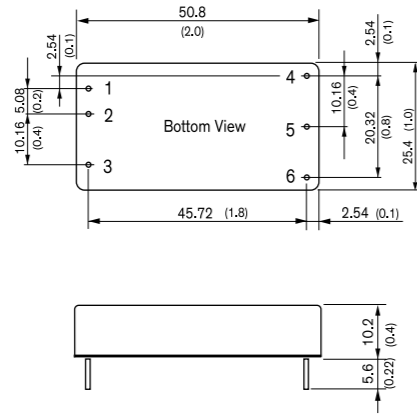
- 2" x 1" metal package
- Wide 4:1 input voltage range 9-36, 18-75 VDC
- High efficiency up to 92%
- Adjustable output voltage
- No minimum load required
- Operating temperature range -40°C to +85°C
- Input filter to meet EN 55032, class A
- Remote On/Off
- Under voltage lockout
- Lead free design, RoHS compliant
- 3-year product warranty

Pinout		
Pin	Single	Dual
1	+Vin (Vcc)	+Vin (Vcc)
2	-Vin (GND)	-Vin (GND)
3	Remote On/Off	
4	+Vout	+Vout
5	-Vout	Common
6	TRIM	-Vout

Model	Input Voltage Range	Output		Efficiency
		Vnom	I _{max}	
TEN 60-2411WIN	9 - 36 VDC (24 VDC nominal)	5.0 VDC	12000 mA	92 %
TEN 60-2412WIN		12 VDC	5000 mA	92 %
TEN 60-2413WIN		15 VDC	4000 mA	92 %
TEN 60-2415WIN		24 VDC	2500 mA	92 %
TEN 60-2422WIN		±12 VDC	±2500 mA	91 %
TEN 60-2423WIN	±15 VDC	±2000 mA	91 %	
TEN 60-2425WIN	±24 VDC	±1250 mA	91 %	
TEN 60-4811WIN	18 - 75 VDC (48 VDC nominal)	5.0 VDC	12000 mA	92 %
TEN 60-4812WIN		12 VDC	5000 mA	92 %
TEN 60-4813WIN		15 VDC	4000 mA	92 %
TEN 60-4815WIN		24 VDC	2500 mA	91 %
TEN 60-4822WIN		±12 VDC	±2500 mA	91 %
TEN 60-4823WIN	±15 VDC	±2000 mA	91 %	
TEN 60-4825WIN	±24 VDC	±1250 mA	91 %	

TEN 60N

60 Watt



- 2" x 1" metal package
- Wide 2:1 input voltage range 9-18, 18-36, 36-75 VDC
- High efficiency up to 92%
- Adjustable output voltage
- No minimum load required
- Operating temperature range -40°C to +85°C
- Input filter to meet EN55032, class A
- Remote On/Off
- Under voltage lockout
- Lead free design, RoHS compliant
- 3-year product warranty

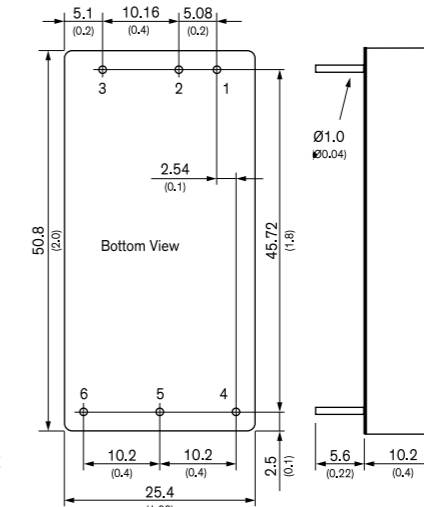
Pinout		
Pin	Single	Dual
1	+Vin (Vcc)	+Vin (Vcc)
2	-Vin (GND)	-Vin (GND)
3	Remote On/Off	
4	+Vout	+Vout
5	-Vout	Common
6	TRIM	-Vout

Model	Input Voltage Range	Output		Efficiency
		Vnom	I _{max}	
TEN 60-1211N	9 - 18 VDC (12 VDC nominal)	5.0 VDC	12000 mA	90.5 %
TEN 60-1212N		12 VDC	5000 mA	90.5 %
TEN 60-1213N		15 VDC	4000 mA	91.5 %
TEN 60-1215N		24 VDC	2500 mA	91.5 %
TEN 60-1222N		±12 VDC	±2500 mA	90 %
TEN 60-1223N	±15 VDC	±2000 mA	90 %	
TEN 60-1225N	±24 VDC	±1250 mA	91 %	
TEN 60-2411N	18 - 36 VDC (24 VDC nominal)	5.0 VDC	12000 mA	92 %
TEN 60-2412N		12 VDC	5000 mA	92 %
TEN 60-2413N		15 VDC	4000 mA	92 %
TEN 60-2415N		24 VDC	2500 mA	92 %
TEN 60-2422N		±12 VDC	±2500 mA	90 %
TEN 60-2423N	±15 VDC	±2000 mA	90 %	
TEN 60-2425N	±24 VDC	±1250 mA	91 %	
TEN 60-4811N	36 - 75 VDC (48 VDC nominal)	5.0 VDC	12000 mA	92 %
TEN 60-4812N		12 VDC	5000 mA	92 %
TEN 60-4813N		15 VDC	4000 mA	92 %
TEN 60-4815N		24 VDC	2500 mA	92 %
TEN 60-4822N		±12 VDC	±2500 mA	91 %
TEN 60-4823N	±15 VDC	±2000 mA	91 %	
TEN 60-4825N	±24 VDC	±1250 mA	91 %	

TEN 60WIR

NEW - under development

60 Watt

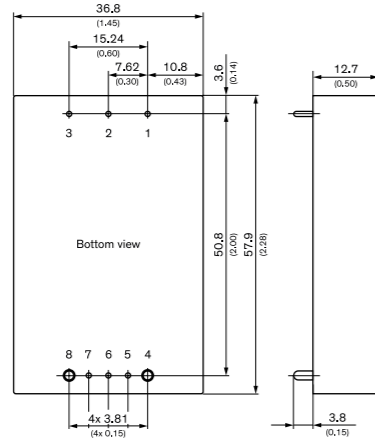


- Compact 2"x1" standard package
- Ultra-wide 4:1 input voltage range 9-36, 18-75, 36-160 VDC
- EN 50155 and EN 61373 approval for railway applications
- Qualification for fire behaviour according to EN 45545-2
- I/O-isolation 3'000 VDC
- High efficiency up to 91%
- Operating temperature range -40°C to +90°C
- Under-voltage lock out circuit
- Adjustable output voltage & Remote On/Off

Pinout		
Pin	Single	Dual
1	+Vin	+Vin
2	-Vin	-Vin
3	Ctrl	Ctrl
4	+Vout	+Vout
5	-Vout	Common
6	Trim	-Vout

Model	Input Voltage Range	Output		Efficiency
		Vnom	I _{max}	
TEN 60-2411WIR	9 - 36 VDC	5 VDC	12 A	91 %
TEN 60-2412WIR		12 VDC	5 A	93 %
TEN 60-2413WIR		15 VDC	4 A	93 %
TEN 60-2415WIR		24 VDC	2.5 A	90.5 %
TEN 60-2418WIR		48 VDC	1.25 A	91.5 %
TEN 60-2422WIR	±12 VDC	±2.5 A	90.5 %	
TEN 60-2423WIR	±15 VDC	±2 A	90.5 %	
TEN 60-2425WIR	±24 VDC	±1.25 A	91.5 %	
TEN 60-4811WIR	18 - 75 VDC	5 VDC	12 A	91.5 %
TEN 60-4812WIR		12 VDC	5 A	92.5 %
TEN 60-4813WIR		15 VDC	4 A	94 %
TEN 60-4815WIR		24 VDC	2.5 A	91.5 %
TEN 60-4818WIR		48 VDC	1.25 A	92 %
TEN 60-4822WIR	±12 VDC	±2.5 A	91.5 %	
TEN 60-4823WIR	±15 VDC	±2 A	91.5 %	
TEN 60-4825WIR	±24 VDC	±1.25 A	92 %	
TEN 60-7211WIR	36 - 160 VDC	5 VDC	12 A	91 %
TEN 60-7212WIR		12 VDC	5 A	92 %
TEN 60-7213WIR		15 VDC	4 A	92 %
TEN 60-7215WIR		24 VDC	2.5 A	90.5 %
TEN 60-7218WIR		48 VDC	1.25 A	91 %
TEN 60-7222WIR	±12 VDC	±2.5 A	90.5 %	
TEN 60-7223WIR	±15 VDC	±2 A	90.5 %	
TEN 60-7225WIR	±24 VDC	±1.25 A	91 %	

THM 60WI **NEW - under development** 60 Watt

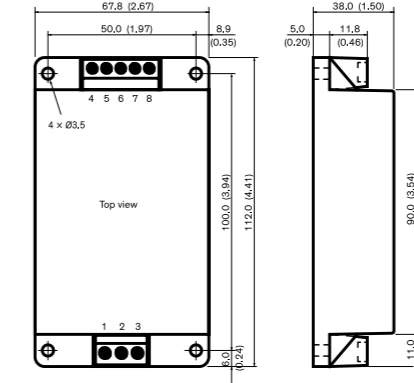


- Compact 2.3"x1.45"x0.5" standard package
- Ultra wide 4:1 input voltage
- Reinforced I/O isolation 5000 VAC
- Certification according to IEC/EN/ES 60601-1 3rd edition for 2 x MOPP
- Risk management process according to ISO 14971
- Low leakage current <2.5 µA
- Operating temp.: -40°C to 80°C
- EMC compliance to IEC 60601-1-2 4th edition and EN55032 class A
- 5 year product warranty

Pinout / Connection		
Pin	Single	Dual
1	-Vin	-Vin
2	Ctrl	Ctrl
3	+Vin	+Vin
4	-Vout	-Vout
5	-Sense	-Sense
6	Trim	Common
7	+Sense	+Sense
8	+Vout	+Vout

Model	Input Voltage Range	Output Vnom	Imax	Efficiency
THM 60-2411WI	9 - 36 VDC (24 VDC nom.)	5.0 VDC	12.0 A	89 %
THM 60-2412WI		12.0 VDC	5.0 A	90 %
THM 60-2413WI		15.0 VDC	4.0 A	90 %
THM 60-2415WI		24.0 VDC	2.5 A	91 %
THM 60-2422WI		±12.0 VDC	±2.5 A	91 %
THM 60-2423WI	±15.0 VDC	±2.0 A	91 %	
THM 60-4811WI	18 - 75 VDC (48 VDC nom.)	5.0 VDC	12.0 A	89 %
THM 60-4812WI		12.0 VDC	5.0 A	90 %
THM 60-4813WI		15.0 VDC	4.0 A	90 %
THM 60-4815WI		24.0 VDC	2.5 A	91 %
THM 60-4822WI		±12.0 VDC	±2.5 A	91 %
THM 60-4823WI		±15.0 VDC	±2.0 A	92 %

TMDC 60H **NEW!** 60 Watt

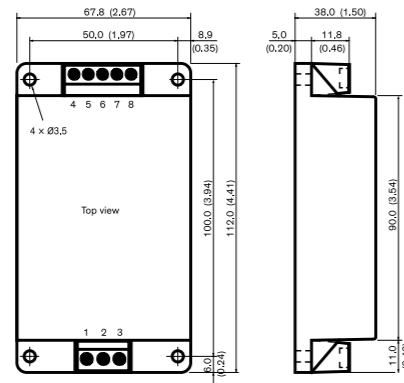


- Fully encapsulated chassis mount modules
- Harsh industrial EMC capabilities: Integrated filters for emission (EN 55032) & immunity (EN 55035)
- Wide 2:1 input range
- Operating temperature range -40 to +90 °C without derating
- Reinforced I/O-isolation 3'000 VAC
- Protection against overload, under-voltage and short circuit
- 3-year product warranty

Pinout	
Pin	Function
1	Remote
2	-Vin (GND)
3	+Vin (Vcc)
4	NC
5	+Vout
6	NC
7	-Vout
8	NC

Model	Input Voltage Range	Output Vnom	Imax	Efficiency
TMDC 60-7211H	80 - 160 VDC (110 VDC nom.)	5.1 VDC	12000 mA	88 %
TMDC 60-7212H		12 VDC	5000 mA	89 %
TMDC 60-7213H		15 VDC	4000 mA	89 %
TMDC 60-7215H		24 VDC	2500 mA	88 %
TMDC 60-7218H		48 VDC	1250 mA	88 %
TMDC 60-7222H		±12 VDC	±2500 mA	88 %
TMDC 60-7223H	±15 VDC	±2000 mA	88 %	
TMDC 60-7225H	±24 VDC	±1250 mA	88 %	

TMDC 60 60 Watt

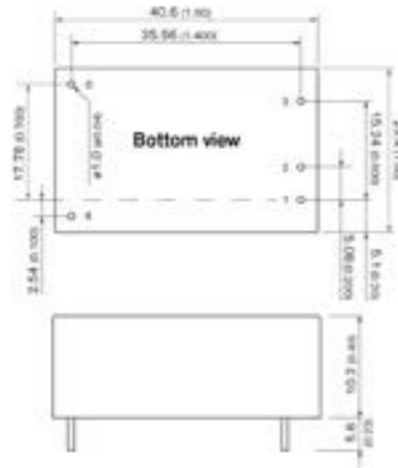


- Fully encapsulated low profile plastic case
- Ultra wide 4:1 input voltage range
- Operating temperature range -40°C to +85°C
- I/O isolation 2500 VDC
- Excellent efficiency up to 92 %
- Input filter to meet EN 55032, class A
- Optional DIN-Rail mount adapter
- Power good LED indicator
- Remote on/off function
- 3-year product warranty

Pinout	
Pin	Function
1	Remote
2	-Vin (GND)
3	+Vin (Vcc)
4	NC
5	+Vout
6	NC
7	-Vout
8	NC

Model	Input Voltage Range	Output Vnom	Imax	Efficiency
TMDC 60-2411	9 - 36 VDC (24 VDC nom.)	5.1 VDC	12'000 mA	90 %
TMDC 60-2412		12 VDC	5'000 mA	91 %
TMDC 60-2415		24 VDC	2'500 mA	91 %
TMDC 60-2418		48 VDC	1'250 mA	91 %
TMDC 60-4811	18 - 75 VDC (48 VDC nom.)	5.1 VDC	12'000 mA	91 %
TMDC 60-4812		12 VDC	5'000 mA	92 %
TMDC 60-4815		24 VDC	2'500 mA	91 %
TMDC 60-4818		48 VDC	1'250 mA	91 %

TFI **NEW!** **0-300 Watt**



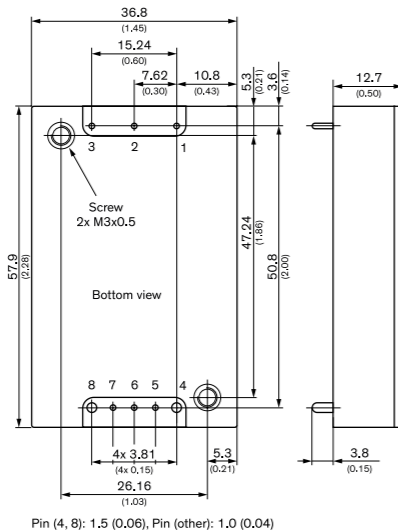
Model	Input voltage	Power max.
TFI 20	43-160 VDC	20 W
TFI 150	43-160 VDC	150 W
TFI 300	43-160 VDC	300 W

- Clamps over voltage transients (up to 385 VDC) at 168 VDC
- Universal use: Can be used with any DC/DC converter
- Complies with RIA12, NF F 01-510 Surge susceptibilities
- Wide input voltage range: 43-160 VDC
- Brownout voltage 36 VDC min.
- Operating temperature range -40 to +95°C
- 3-year product warranty

Pinout	
Pin	Function
1	+Vin
2	NC
3	-Vin
4	+Vout
6	-Vout

Note:
Dimension drawing and pinout is only for TFI 150 and TFI 300.
TFI 20 comes in a DIP-24 package

TEP 40UIR **NEW - under development** **40 Watt**

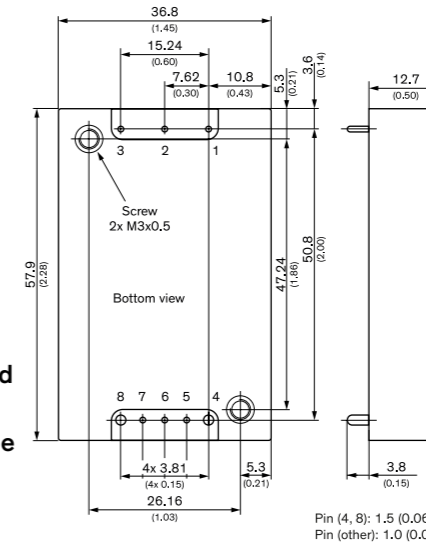


Model	Input Voltage Range	Output Vnom	I _{max}	Efficiency
TEP 40-3611UIR	9 - 75 VDC	5VDC	8 A	89 %
TEP 40-3612UIR		12 VDC	3.33 A	91 %
TEP 40-3613UIR		15 VDC	2.67 A	90 %
TEP 40-3615UIR		24 VDC	1.67 A	90 %
TEP 40-3618UIR	48 VDC	0.83 A	92 %	
TEP 40-7211UIR	14 - 160 VDC	5 VDC	8 A	89 %
TEP 40-7212UIR		12 VDC	3.33 A	90 %
TEP 40-7213UIR		15 VDC	2.67 A	90 %
TEP 40-7215UIR		24 VDC	1.67 A	90 %
TEP 40-7218UIR		48 VDC	0.83 A	90 %

- Compact 2.3"x1.45"x0.5" standard package
- Ultra-wide 12:1 input voltage range 9-75, 14-160 VDC
- EN 50155 and EN 61373 approval for railway applications
- Qualification for fire behaviour according to EN 45545-2
- I/O-isolation 3'000 VAC
- High efficiency up to 92%
- Operating temperature range -40°C to +85°C
- Under-voltage lock out circuit
- Adjustable output voltage & Remote On/Off

Pin Connection		
Pin	Function	Diameter
1	-Vin	0.04 Inch
2	Ctrl	0.04 Inch
3	+Vin	0.04 Inch
4	-Vout	0.06 Inch
5	-Sense	0.04 Inch
6	Trim	0.04 Inch
7	+Sense	0.04 Inch
8	+Vout	0.06 Inch

TEP 60UIR **NEW - under development** **60 Watt**




- Compact 2.3"x1.45"x0.5" standard package
- Ultra-wide 12:1 input voltage range 9-75, 14-160 VDC
- EN 50155 and EN 61373 approval for railway applications
- Qualification for fire behaviour according to EN 45545-2
- I/O-isolation 3'000 VAC
- High efficiency up to 92%
- Operating temperature range -40°C to +85°C
- Under-voltage lockout circuit
- Adjustable output voltage & Remote On/Off

Pin Connection		
Pin	Function	Diameter
1	-Vin	0.04 Inch
2	Ctrl	0.04 Inch
3	+Vin	0.04 Inch
4	-Vout	0.06 Inch
5	-Sense	0.04 Inch
6	Trim	0.04 Inch
7	+Sense	0.04 Inch
8	+Vout	0.06 Inch

Model	Input Voltage Range	Output Vnom	I _{max}	Efficiency
TEP 60-3611UIR	9 - 75 VDC	5VDC	12 A	89 %
TEP 60-3612UIR		12 VDC	5 A	89 %
TEP 60-3613UIR		15 VDC	4 A	89 %
TEP 60-3615UIR		24 VDC	2.5 A	90 %
TEP 60-3618UIR	48 VDC	1.25 A	92 %	
TEP 60-7211UIR	14 - 160 VDC	5 VDC	12 A	89 %
TEP 60-7212UIR		12 VDC	5 A	89 %
TEP 60-7213UIR		15 VDC	4 A	89 %
TEP 60-7215UIR		24 VDC	2.5 A	90 %
TEP 60-7218UIR		48 VDC	1.25 A	90 %

TEP 75WI **NEW - under development** **75 Watt**



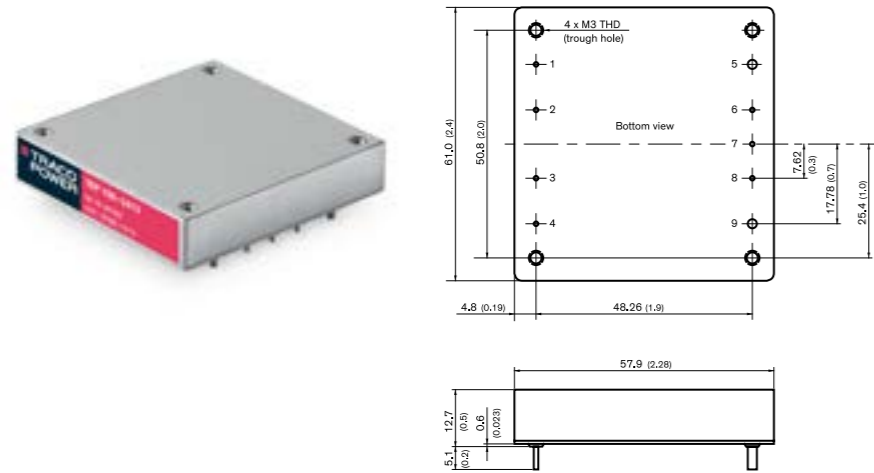
- Rugged, compact metal case
- Screw terminal adaptor available for easy connection
- EN 50155 approval for railway applications
- Ultra wide 4:1 input voltage range
- Full load operation up to +60°C with convection cooling
- Undervoltage lockout
- Reverse input voltage protection
- Input protection filter
- 3-year product warranty

Pinout	
Pin	Function
1	-Vin (GND)
2	Case
3	Remote
4	+Vin (Vcc)
5	-Vout
6	-Sense*
7	Trim
8	+Sense*
9	+Vout

Model	Input Voltage Range	Output Vnom	I _{max}	Efficiency
TEP 75-2411WI	9 - 36 VDC (24 VDC nom.)	5 VDC	15'000 mA	88 %
TEP 75-2412WI		12 VDC	6300 mA	88 %
TEP 75-2413WI		15 VDC	5000 mA	88 %
TEP 75-2415WI		24 VDC	3200 mA	87 %
TEP 75-2416WI	28 VDC	2700 mA	87 %	
TEP 75-2418WI	48 VDC	1600 mA	87 %	
TEP 75-4811WI	18 - 75 VDC (48 VDC nom.)	5 VDC	15'000 mA	90 %
TEP 75-4812WI		12 VDC	6300 mA	90 %
TEP 75-4813WI		15 VDC	5000 mA	89 %
TEP 75-4815WI		24 VDC	3200 mA	88 %
TEP 75-4816WI		28 VDC	2700 mA	88 %
TEP 75-4818WI	48 VDC	1600 mA	87 %	
TEP 75-7211WI	43 - 160 VDC (110 VDC nom.)	5 VDC	15'000 mA	91 %
TEP 75-7212WI		12 VDC	6300 mA	91 %
TEP 75-7213WI		15 VDC	5000 mA	91 %
TEP 75-7215WI		24 VDC	3200 mA	90 %
TEP 75-7216WI		28 VDC	2700 mA	90 %
TEP 75-7218WI	48 VDC	1600 mA	90 %	

* Sense line to be connected to the output either at the module or at the load under regard of polarity.

TEP 100 100 Watt




- Rugged, compact metal case
- Screw terminal adaptor available for easy connection
- Wide 2:1 input voltage range
- Full load operation up to 60°C with convection cooling
- Soft start
- Under voltage lock-out circuit
- Reverse input voltage protection
- Input protection filter
- 3-year product warranty

Pinout	
Pin	Function
1	-Vin (GND)
2	Case
3	Remote
4	+Vin (Vcc)
5	-Vout
6	-Sense
7	Trim
8	+Sense
9	+Vout

Model	Input Voltage Range	Output Vnom	Output I _{max}	Efficiency
TEP 100-1210	9 - 18 VDC (12 VDC nom.)	3.3 VDC	25'000 mA	90 %
TEP 100-1211		5 VDC	20'000 mA	91 %
TEP 100-1212		12 VDC	8'400 mA	91 %
TEP 100-1213		15 VDC	6'700 mA	91 %
TEP 100-1215		24 VDC	4'200 mA	90 %
TEP 100-1216		28 VDC	3'600 mA	90 %
TEP 100-1218	48 VDC	2'100 mA	90 %	
TEP 100-2410	18 - 36 VDC (24 VDC nom.)	3.3 VDC	25'000 mA	91 %
TEP 100-2411		5 VDC	20'000 mA	93 %
TEP 100-2412		12 VDC	8'400 mA	93 %
TEP 100-2413		15 VDC	6'700 mA	93 %
TEP 100-2415		24 VDC	4'200 mA	92 %
TEP 100-2416		28 VDC	3'600 mA	92 %
TEP 100-2418	48 VDC	2'100 mA	92 %	
TEP 100-4810	36 - 75 VDC (48 VDC nom.)	3.3 VDC	25'000 mA	91 %
TEP 100-4811		5 VDC	20'000 mA	93 %
TEP 100-4812		12 VDC	8'400 mA	93 %
TEP 100-4813		15 VDC	6'700 mA	93 %
TEP 100-4815		24 VDC	4'200 mA	92 %
TEP 100-4816		28 VDC	3'600 mA	92 %
TEP 100-4818	48 VDC	2'100 mA	92 %	

TEP 100UIR NEW - under development 100 Watt




- Compact 2.3"x1.45"x0.5" standard package
- Ultra-wide 12:1 input voltage range 9-75, 14-160 VDC
- EN 50155 and EN 61373 approval for railway applications
- Qualification for fire behaviour according to EN 45545-2
- I/O-isolation 3'000 VAC
- High efficiency up to 92%
- Operating temperature range -40°C to +85°C
- Under-voltage lockout circuit
- Adjustable output voltage & Remote On/Off

Pin Connection		
Pin	Function	Diameter
1	-Vin	0.04 Inch
2	Ctrl	0.04 Inch
3	+Vin	0.04 Inch
4	-Vout	0.06 Inch
5	-Sense	0.04 Inch
6	Trim	0.04 Inch
7	+Sense	0.04 Inch
8	+Vout	0.06 Inch
9	Bus (option)	0.04 Inch
10	UVLO (option)	0.04 Inch

Model	Input Voltage Range	Output Vnom	Output I _{max}	Efficiency
TEP 100-3611UIR	9 - 75 VDC	5VDC	20 A	87 %
TEP 100-3612UIR		12 VDC	8.35 A	88 %
TEP 100-3613UIR		15 VDC	6.7 A	88 %
TEP 100-3615UIR		24 VDC	4.2 A	88 %
TEP 100-3618UIR		48 VDC	2.1 A	89 %
TEP 100-7211UIR		14 - 160 VDC	5 VDC	20 A
TEP 100-7212UIR	12 VDC		8.35 A	88 %
TEP 100-7213UIR	15 VDC		6.7 A	88 %
TEP 100-7215UIR	24 VDC		4.2 A	88 %
TEP 100-7218UIR	48 VDC		2.1 A	89 %

TEQ 100WIR 100 Watt




- Compact metal package
- Ultra wide 4:1 input voltage ranges 9-36, 18-75, 43-160 VDC
- EN 50155 approval for railway applications
- Very high efficiency up to 93%
- No minimum load
- Soft start
- Adjustable output voltage +10/-20%
- Sense line
- Remote On/Off input
- Under voltage lock-out circuit

Pinout	
Pin	Function
1	-Vin (GND)
2	Case
3	Remote
4	+Vin (Vcc)
5	-Vout
6	-Sense
7	Trim
8	+Sense
9	+Vout

Model	Input Voltage Range	Output Vnom	Output I _{max}	Efficiency
TEP 100-2411WIR	9 - 36 VDC (24 VDC nom.)	5 VDC	20'000 mA	93 %
TEP 100-2412WIR		12 VDC	8400 mA	90 %
TEP 100-2415WIR		24 VDC	4200 mA	90 %
TEP 100-2416WIR		28 VDC	3600 mA	90 %
TEP 100-2418WIR	48 VDC	2100 mA	90 %	
TEP 100-4812WIR	18 - 75 VDC (48 VDC nom.)	12 VDC	8400 mA	90 %
TEP 100-4815WIR		24 VDC	4200 mA	90 %
TEP 100-4816WIR		28 VDC	3600 mA	92 %
TEP 100-4818WIR		48 VDC	2100 mA	91 %
TEP 100-7212WIR	43 - 160 VDC (110 VDC nom.)	12 VDC	8400 mA	90 %
TEP 100-7215WIR		24 VDC	4200 mA	90 %
TEP 100-7216WIR		28 VDC	3600 mA	90 %
TEP 100-7218WIR		48 VDC	2100 mA	91 %

The screw 1 locked torque (24 and 48Vout models): MAX 5.0kgf-cm/0.49N-m

TEQ 100WIR 100 Watt



- High power block with excellent thermal convection
- Operating temperature -40°C to +85°C without derating
- Increased shock & vibration resistance
- Ultra wide 4:1 input voltage range
- EN 50155 approval for railway applications
- Excellent efficiency up to 90%
- Input filter meet EN 55032, class A
- I/O isolation 1591 VAC
- Under voltage lock-out circuit
- Soft start

Pin Connection		
Terminal	Pin Function	Recommended Wire
1, 2	-Vin	12 AWG
3	NC	NC
4	On/Off Ctrl	14 - 18 AWG
5, 6	+Vin	12 AWG
7, 8	-Vout	12 AWG
9	-Sense*	14 - 18 AWG
10	+Sense*	14 - 18 AWG
11, 12	+Vout	12 AWG

Model	Input Voltage Range	Output Vnom	Output I _{max}	Efficiency typ.
TEQ 100-2412WIR	10 - 36 VDC (24 VDC nom.)	12 VDC	8400 mA	90 %
TEQ 100-2415WIR		24 VDC	4200 mA	90 %
TEQ 100-2416WIR		28 VDC	3600 mA	90 %
TEQ 100-2418WIR		48 VDC	2100 mA	90 %
TEQ 100-4812WIR	19 - 75 VDC (48 VDC nom.)	12 VDC	8400 mA	90 %
TEQ 100-4815WIR		24 VDC	4200 mA	90 %
TEQ 100-4816WIR		28 VDC	3600 mA	90 %
TEQ 100-4818WIR		48 VDC	2100 mA	90 %
TEQ 100-7212WIR	43 - 160 VDC (110 VDC nom.)	12 VDC	8400 mA	89 %
TEQ 100-7215WIR		24 VDC	4200 mA	90 %
TEQ 100-7216WIR		28 VDC	3600 mA	90 %
TEQ 100-7218WIR		48 VDC	2100 mA	90 %

* Sense line to be connected to the output either at the module or at the load under regard of polarity.
 • The current rating of the terminal block is 15 A/pole.
 • Using 2 poles in parallel if the peak output current can exceed 15 A.
 • Wire size shall be selected to withstand the peak output current (I_{out max} + Current limitation).

TEP 150WI 150 Watt

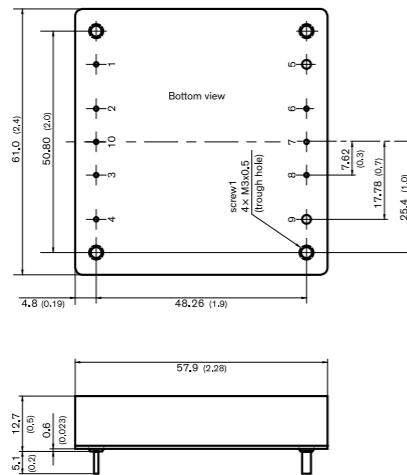


- Shielded metal case with screw terminals
- Ultra wide 4:1 input voltage ranges
- 9-36, 18-75, 43-160 VDC
- EN 50155 approval for railway applications
- Very high efficiency up to 89%
- Constant current output characteristic for battery load applications
- Optional with input filter to meet EN 55032 class B
- Wide Operating temperature range: -40°C to +75°C
- Under voltage lock-out, overtemperature & reverse input protection
- Easy chassis and wall mounting
- 3-year product warranty

Pinout		
Pin	Function	Recommended Wire
1	+ Vin	14 - 16 AWG
2	+ Vin	14 - 16 AWG
3	- Vin	14 - 16 AWG
4	- Vin	14 - 16 AWG
5	Remote	14 - 24 AWG
6	+ Vout	14 - 16 AWG
7	- Vout	14 - 16 AWG
8	Trim	14 - 24 AWG
9	Trim	14 - 24 AWG

Model	Input Voltage Range	Output Vnom	Imax	Efficiency
TEP 150-2412WI	9 - 36 VDC (24 VDC nom.)	12 VDC	12'500 mA	86 %
TEP 150-2413WI		15 VDC	10'000 mA	86 %
TEP 150-2415WI		24 VDC	6300 mA	87 %
TEP 150-2416WI		28 VDC	5400 mA	87 %
TEP 150-2418WI		48 VDC	3200 mA	86 %
TEP 150-4812WI	18 - 75 VDC (48 VDC nom.)	12 VDC	12'500 mA	88 %
TEP 150-4813WI		15 VDC	10'000 mA	89 %
TEP 150-4815WI		24 VDC	6300 mA	89 %
TEP 150-4816WI		28 VDC	5400 mA	89 %
TEP 150-4818WI		48 VDC	3200 mA	88 %
TEP 150-7212WI	43 - 160 VDC (110 VDC nom.)	12 VDC	12'500 mA	88 %
TEP 150-7213WI		15 VDC	10'000 mA	89 %
TEP 150-7215WI		24 VDC	6300 mA	89 %
TEP 150-7216WI		28 VDC	5400 mA	89 %
TEP 150-7218WI	48 VDC	3200 mA	88 %	

TEP 160 160 Watt

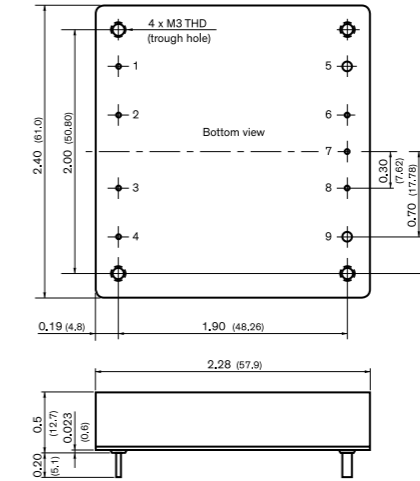


- Compact metal package
- Wide 2:1 input voltage ranges 16.5-36, 33-75 VDC
- Very high efficiency up to 93%
- No minimum load
- Soft start
- Ajustable output voltage +10/-20%
- Sense line
- Remote On/Off input
- Reverse input voltage protection
- Over temperature protection

Pinout	
Pin	Function
1	-Vin (GND)
2	Case
3	Remote
4	+Vin (Vcc)
5	-Vout
6	-Sense
7	Trim
8	+Sense
9	+Vout
10	Sync (on demand)

Model	Input Voltage Range	Output Vnom	Imax	Efficiency
TEP 160-2412	16.5 - 36 VDC (24 VDC nom.)	12 VDC	13'000 mA	92 %
TEP 160-2413		15 VDC	10'000 mA	92 %
TEP 160-2415		24 VDC	6'500 mA	93 %
TEP 160-2416		28 VDC	5'500 mA	93 %
TEP 160-2418		48 VDC	3'300 mA	92 %
TEP 160-4812	33 - 75 VDC (48 VDC nom.)	12 VDC	16'000 mA	92 %
TEP 160-4813		15 VDC	13'000 mA	93 %
TEP 160-4815		24 VDC	8'000 mA	92 %
TEP 160-4816		28 VDC	7'000 mA	92 %
TEP 160-4818		48 VDC	4'000 mA	92 %
TEP 160-48153	53 VDC	3'700 mA	92 %	

TEP 160WIR 160 Watt

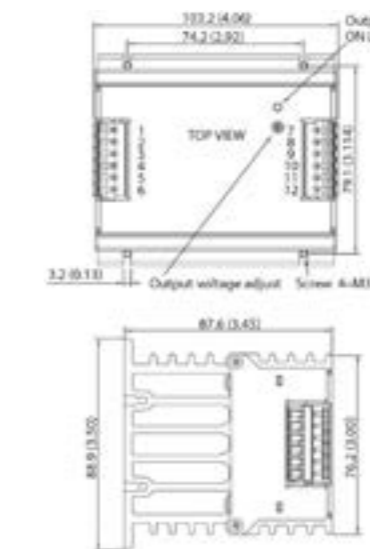


- Compact metal package
- Ultra wide 4:1 input voltage ranges 9-36, 18-75, 43-160 VDC
- EN 50155 approval for railway applications
- Very high efficiency up to 91%
- No minimum load
- Soft start
- Ajustable output voltage +10/-20%
- Sense line
- Remote On/Off input
- Under voltage lock-out circuit

Pinout		
Pin	Function	Pin Diameter
1	-Vin (GND)	1 mm
2	Case	1 mm
3	Remote	1 mm
4	+Vin (Vcc)	1 mm
5	-Vout	2 mm
6	-Sense	1 mm
7	Trim	1 mm
8	+Sense	1 mm
9	+Vout	2 mm

Model	Input Voltage Range	Output Vnom	Imax	Efficiency
TEP 160-2412WIR	9 - 36 VDC (24 VDC nom.)	12 VDC	12'000 mA	90 %
TEP 160-2413WIR		15 VDC	9500 mA	91 %
TEP 160-2415WIR		24 VDC	6000 mA	90 %
TEP 160-2416WIR		28 VDC	5000 mA	90 %
TEP 160-2418WIR		48 VDC	3000 mA	90 %
TEP 160-4812WIR	18 - 75 VDC (48 VDC nom.)	12 VDC	13'000 mA	91 %
TEP 160-4813WIR		15 VDC	10'000 mA	91 %
TEP 160-4815WIR		24 VDC	6500 mA	91 %
TEP 160-4816WIR		28 VDC	5500 mA	91 %
TEP 160-4818WIR		48 VDC	3200 mA	91 %
TEP 160-7212WIR	43 - 160 VDC (110 VDC nom.)	12 VDC	15'000 mA	90 %
TEP 160-7213WIR		15 VDC	12'000 mA	90 %
TEP 160-7215WIR		24 VDC	7500 mA	90 %
TEP 160-7216WIR		28 VDC	6500 mA	90 %
TEP 160-7218WIR	48 VDC	3800 mA	90 %	

TEQ 160WIR 160 Watt



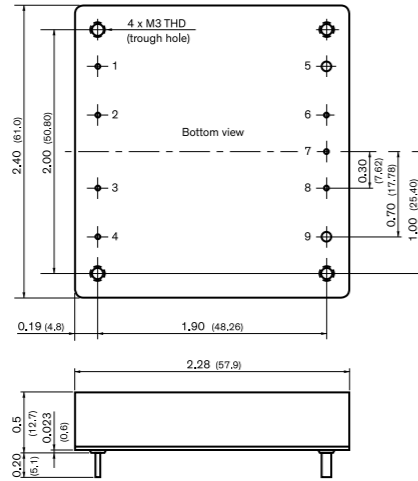
- High power block with excellent thermal convection
- Operating temperature -40°C to +75°C without derating
- Increased shock & vibration resistance
- Ultra wide 4:1 input voltage range
- EN 50155 approval for railway applications
- Excellent efficiency up to 90%
- Input filter meet EN 55032, class A
- I/O insulation 1591 VAC
- Under voltage lock-out circuit
- Soft start

Pin Connection		
Terminal	Pin Function	Recommended Wire
1, 2	-Vin	12 AWG
3	NC	NC
4	On/Off Ctrl	14 - 18 AWG
5, 6	+Vin	12 AWG
7, 8	-Vout	12 AWG
9	-Sense*	14 - 18 AWG
10	+Sense*	14 - 18 AWG
11, 12	+Vout	12 AWG

Model	Input Voltage Range	Output Vnom	Imax	Efficiency typ.
TEQ 160-4812WIR	19 - 75 VDC (48 VDC nom.)	12 VDC	13'000 mA	90 %
TEQ 160-4815WIR		24 VDC	6500 mA	90 %
TEQ 160-4816WIR		28 VDC	5500 mA	90 %
TEQ 160-4818WIR		48 VDC	3200 mA	90 %
TEQ 160-7212WIR	43 - 160 VDC (110 VDC nom.)	12 VDC	15'000 mA	89 %
TEQ 160-7215WIR		24 VDC	7500 mA	89 %
TEQ 160-7216WIR		28 VDC	6500 mA	89 %
TEQ 160-7218WIR		48 VDC	3800 mA	89 %

* Sense line to be connected to the output either at the module or at the load under regard of polarity.
 • The current rating of the terminal block is 15 A/pole.
 • Using 2 poles in parallel if the peak output current can exceed 15 A.
 • Wire size shall be selected to withstand the peak output current (Iout max + Current limitation).

TEP 200WIR 200 Watt

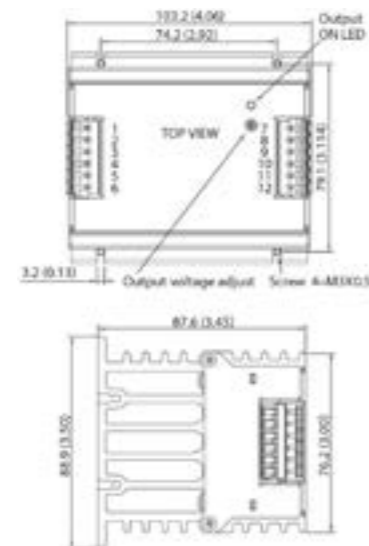


- Compact metal package
- Ultra wide 4:1 input voltage ranges 9-36, 18-75, 43-160 VDC
- EN 50155 approval for railway applications
- Very high efficiency up to 91%
- No minimum load
- Soft start
- Under voltage lock-out circuit
- Adjustable output voltage +10 / -20%
- Sense line

Pinout	
Pin	Function
1	-Vin (GND)
2	NC
3	Remote
4	+Vin (Vcc)
5	-Vout
6	-Sense
7	Trim
8	+Sense
9	+Vout

Model	Input Voltage Range	Output Vnom	I _{max}	Efficiency
TEP 200-2412WIR	9 - 36 VDC (24 VDC nom.)	12 VDC	15'000 mA	89 %
TEP 200-2413WIR		15 VDC	12'000 mA	90 %
TEP 200-2415WIR		24 VDC	7500 mA	90 %
TEP 200-2416WIR		28 VDC	6500 mA	90 %
TEP 200-2418WIR		48 VDC	3700 mA	89 %
TEP 200-4812WIR	18 - 75 VDC (48 VDC nom.)	12 VDC	18'000 mA	90 %
TEP 200-4813WIR		15 VDC	14'000 mA	91 %
TEP 200-4815WIR		24 VDC	9000 mA	90 %
TEP 200-4816WIR		28 VDC	7500 mA	91 %
TEP 200-4818WIR		48 VDC	4500 mA	90 %
TEP 200-7212WIR	43 - 160 VDC (110 VDC nom.)	12 VDC	20'000 mA	89 %
TEP 200-7213WIR		15 VDC	16'000 mA	90 %
TEP 200-7215WIR		24 VDC	10'000 mA	89 %
TEP 200-7216WIR		28 VDC	8500 mA	90 %
TEP 200-7218WIR		48 VDC	5000 mA	89 %

TEQ 200WIR 200 Watt



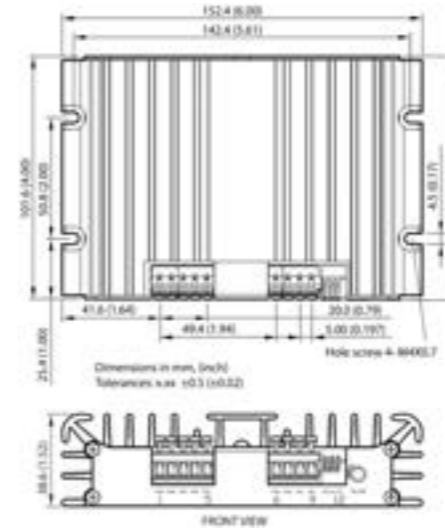
- High power block with excellent thermal convection
- Operating temperature -40°C to +70°C without derating
- Increased shock & vibration resistance
- Ultra wide 4:1 input voltage range
- EN 50155 approval for railway applications
- Excellent efficiency up to 90%
- Input filter meet EN 55032, class A
- I/O insulation 1591 VAC
- Under voltage lock-out circuit
- Soft start

Pin Connection		
Terminal	Pin Function	Recommended Wire
1, 2	-Vin	12 AWG
3	NC	NC
4	Remote	14 - 18 AWG
5, 6	+Vin	12 AWG
7, 8	-Vout	12 AWG
9	-Sense*	14 - 18 AWG
10	+Sense*	14 - 18 AWG
11, 12	+Vout	12 AWG

Model	Input Voltage Range	Output Vnom	I _{max}	Efficiency
TEQ 200-4812WIR	19 - 75 VDC (48 VDC nom.)	12 VDC	18'000 mA	89 %
TEQ 200-4815WIR		24 VDC	9000 mA	89 %
TEQ 200-4816WIR		28 VDC	7500 mA	90 %
TEQ 200-4818WIR		48 VDC	4500 mA	89 %
TEQ 200-7212WIR		43 - 160 VDC (110 VDC nom.)	12 VDC	20'000 mA
TEQ 200-7215WIR	24 VDC		10'000 mA	88 %
TEQ 200-7216WIR	28 VDC		8500 mA	89 %
TEQ 200-7218WIR	48 VDC		5000 mA	88 %

* Sense line to be connected to the output either at the module or at the load under regard of polarity.
 • The current rating of the terminal block is 15 A/pole.
 • Using 2 poles in parallel if the peak output current can exceed 15 A.
 • Wire size shall be selected to withstand the peak output current (I_{out max} + Current limitation).

TEQ 300WIR 300 Watt



- High power block with excellent thermal convection
- Operating temperature -40°C to +80°
- Increased shock & vibration resistance
- Ultra wide 4:1 input voltage range
- EN 50155 approval for railway applications
- Excellent efficiency up to 92%
- Constant current output characteristic for battery load applications
- Power sharing (up to 3 pcs in parallel)
- Input filter meet EN 55032, class A
- Under voltage lock-out circuit

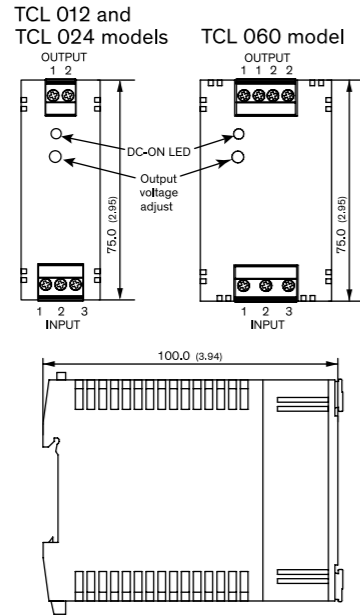
Pin Connection		
Terminal	Pin Function	Recommended Wire
1, 2	+Vin	12 - 16 AWG
3, 4	-Vin (GND)	12 - 16 AWG
5	On/Off Ctrl	12 - 16 AWG
6, 7	+Vout	12 - 16 AWG
8, 9	-Vout	12 - 16 AWG
10	+Sense*	20 - 28 AWG
11	LS (Loadshare)	20 - 28 AWG
12	-Sense*	20 - 28 AWG

Model	Input Voltage Range	Output Vnom	I _{max}	Efficiency
TEQ 300-4812WIR	19 - 75 VDC (48 VDC nom.)	12 VDC	25'000 mA	89 %
TEQ 300-4815WIR		24 VDC	12'500 mA	92 %
TEQ 300-4816WIR		28 VDC	10'800 mA	91 %
TEQ 300-4818WIR		48 VDC	6300 mA	92 %
TEQ 300-7212WIR		43 - 160 VDC (110 VDC nom.)	12 VDC	25'000 mA
TEQ 300-7215WIR	24 VDC		12'500 mA	91 %
TEQ 300-7216WIR	28 VDC		10'800 mA	91 %
TEQ 300-7218WIR	48 VDC		6300 mA	92 %

* Sense line to be connected to the output either at the module or at the load under regard of polarity.
 • Wire size shall be selected to withstand the peak current (I_{out max} + Current limitation).

TCL-DC

24-60 Watt



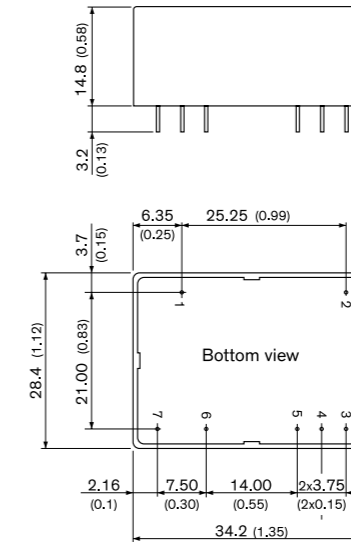
Pinout		
Terminal	Output	Input
1	+ Vout	Functional Ground
2	- Vout	-Vin
3	-	+Vin

- Ultra-wide input voltage range
- Output voltage adjustable
- Overload and short circuit protection
- Low ripple and noise
- I/O isolation 1500 VDC
- Compact, slim plastic case
- Reliable snap-on mount on DIN-rail
- Bracket for wall mount included
- 3-year product warranty

Model	Input Voltage Range	Output Voltage	Output Current max.
TCL 012-124 DC	9.5 - 18.0 VDC	24 VDC	1.0 A
TCL 024-105 DC	18 - 75 VDC	5 VDC	5.0 A
TCL 024-112 DC		12 VDC	2.0 A
TCL 024-124 DC		24 VDC	1.0 A
TCL 060-112 DC	18 - 75 VDC	12 VDC	5.0 A
TCL 060-124 DC		24 VDC	2.5 A

TMSB 2

2 Watt



Pinout / Connection		
Pin	Single	Dual
1	NC	NC
2	NC	NC
3	+Vout	+Vout1
4	-Vout	Common
5	No pin	+Vout2
6	AC(N)	AC(N)
7	AC(L)	AC(L)

- Standby power module to comply with ErP directive
- No load input power < 150mW
- Constant power characteristics at 2W (no current limitation)
- Suitable to drive relays, solenoids, capacitive loads and LED's
- Constant voltage auxiliary outputs 3.3 and 5 VDC
- Operating temperature range -30°C to +70°C
- EMI meets EN 55032, class B and FCC, level B
- Short circuit, overload protection
- 3-year product warranty

Model	Output 1	Output 2	Efficiency
TMSB 2-108	8.0 VDC / 250 mA	-	72 %
TMSB 2-114	14 VDC / 143 mA	-	74 %
TMSB 2-124	24 VDC / 83 mA	-	76 %
TMSB 2-283	8.0 VDC / 250 mA ¹⁾	3.3 VDC / 160 mA ¹⁾	69 %
TMSB 2-285	8.0 VDC / 250 mA ¹⁾	5.0 VDC / 250 mA ¹⁾	69 %
TMSB 2-2143	14 VDC / 143 mA ²⁾	3.3 VDC / 70 mA ²⁾	70 %
TMSB 2-2145	14 VDC / 143 mA ²⁾	5.0 VDC / 83 mA ²⁾	70 %

1) Iout1 + Iout2 = 250 mA max.
2) Iout1 + Iout2 = 143 mA max.

TMPS 03

3 Watt



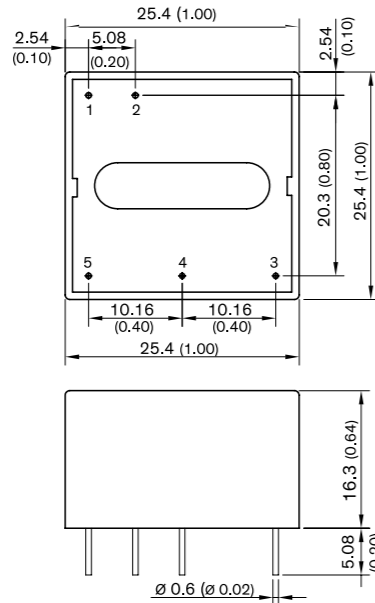
Pin Connections	
Pin	Function
1	AC (N)
2	AC (L)
3	NC
4	-Vout
5	+Vout

- PCB Power module in 1" x 1" package
- No load input power < 150 mW, to comply with ErP directive
- Operating temperature range -25°C to +70°C
- EMI meets EN 55032, class B
- Protection class II prepared
- 3-year product warranty

Model	Output Voltage nom.	Output Current max.	Output Current peak	Efficiency typ.
TMPS 03-103	3.3 VDC	900 mA	1'170 mA	70 %
TMPS 03-105	5 VDC	600 mA	780 mA	72 %
TMPS 03-109	9 VDC	333 mA	430 mA	77 %
TMPS 03-112	12 VDC	250 mA	320 mA	78 %
TMPS 03-115	15 VDC	200 mA	260 mA	78 %
TMPS 03-124	24 VDC	125 mA	160 mA	78 %

TMPS 05

5 Watt



- PCB Power module in 1" x 1" package
- Certified to EN60335-1 for household appliance
- No load input power <300 mW to comply with ErP directive
- Operating temperature range -25°C to +70°C
- EMI meets EN 55032 class B and EN 55014-1
- Protection class II prepared
- 3-year product warranty

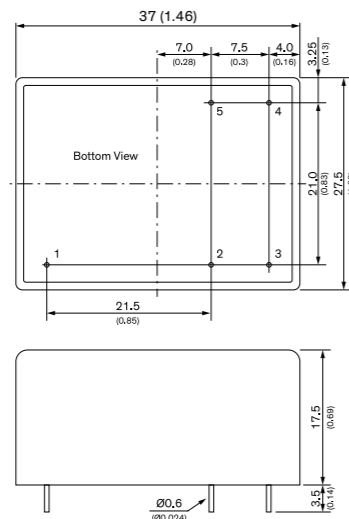
Pin Connections	
Pin	Function
1	AC (N)
2	AC (L)
3	NC*
4	-Vout
5	+Vout

* Internally not connected but keep it isolated from primary circuit

Model	Output Voltage nom.	Output Current max.	Output Current peak	Efficiency typ.
TMPS 05-103	3.3 VDC	1'515 mA	1'970 mA	74 %
TMPS 05-105	5 VDC	1'000 mA	1'300 mA	80 %
TMPS 05-109	9 VDC	555 mA	721 mA	82 %
TMPS 05-112	12 VDC	416 mA	540 mA	82 %
TMPS 05-115	15 VDC	333 mA	433 mA	83 %
TMPS 05-124	24 VDC	208 mA	270 mA	83 %
TMPS 05-148	48 VDC	104 mA	135 mA	85 %

TMPW 5 NEW - under development

5 Watt



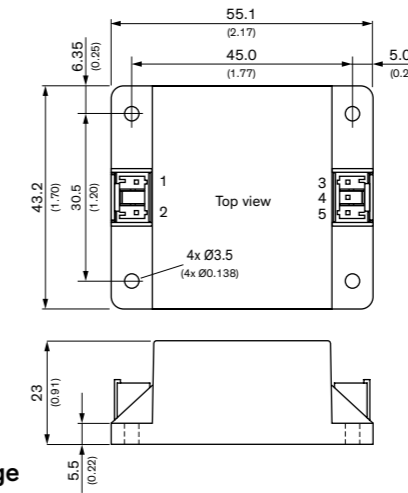
- PCB power module in 1.46" x 1.08" package
- Wide 90-305 VAC input voltage range
- Certified according to EN 60335-1 and IEC/EN/UL 62368-1
- I/O-isolation 4000 VAC
- Operating temperature range: -40° to +70°C
- No load input power <0.1W to comply with ErP directive
- EMI meets EN 55032 class B
- High efficiency up to 89%
- Protection class II prepared
- 3-year product warranty

Pin Connections	
Pin	Single
1	NC
2	+Vout
3	GND
4	AC (L)
5	AC (N)

Model	Output Voltage nom.	Output Current max.	Efficiency typ.
TMPW 5-103	3.3 VDC	1515 mA	73 %
TMPW 5-105	5 VDC	1000 mA	77 %
TMPW 5-112	12 VDC	420 mA	81 %
TMPW 5-124	24 VDC	210 mA	83 %

TMPW 5-J NEW - under development

5 Watt



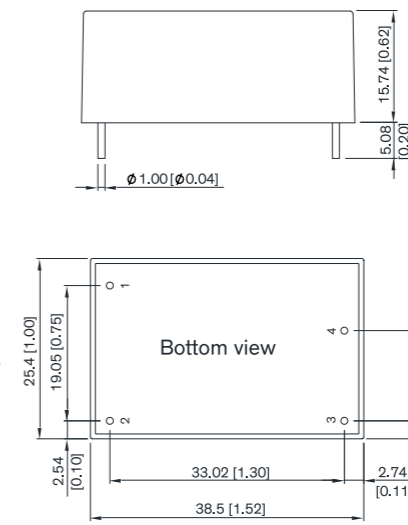
- PCB power module in 2.17" x 1.70" package
- Wide 90-305 VAC input voltage range
- Certified according to EN 60355-1 and IEC/EN/UL 62368-1
- I/O-isolation 4000 VAC
- Operating temperature range: -40° to +70°C
- No load input power <0.1W to comply with ErP directive
- EMI meets EN 55032 class B
- High efficiency up to 89%
- Protection class II prepared
- 3-year product warranty

Pin Connections	
Pin	Single
1	AC (L)
2	AC (N)
3	-Vout
4	NC
5	+Vout

Model	Output Voltage nom.	Output Current max.	Efficiency typ.
TMPW 5-103-J	3.3 VDC	1515 mA	73 %
TMPW 5-105-J	5 VDC	1000 mA	77 %
TMPW 5-112-J	12 VDC	420 mA	81 %
TMPW 5-124-J	24 VDC	210 mA	83 %

TMPS 10

10 Watt

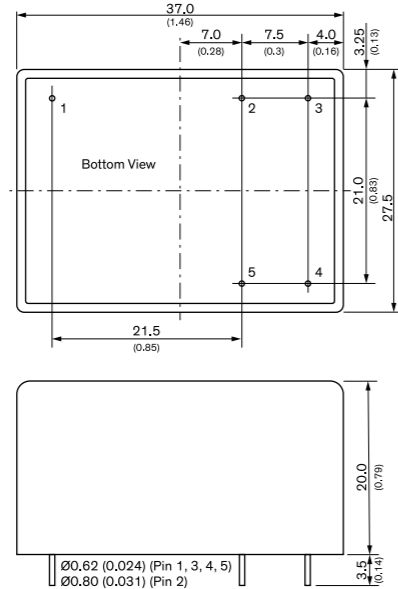


- Ultra Compact 10 Watt PCB Power module in 1" x 1.5" package
- Certified to EN 60335-1 and UL 62368-1 for household and industrial appliance
- Reinforced I/O isolation 4000 VAC
- Operating temperature range -25°C to +70°C
- 130% peak current up to 30 s
- No load input power <0.15 W to comply with ErP directive
- EMI meets EN 55032 class B and EN 55014-1
- Protection class II prepared
- 3-year product warranty

Pin Connections	
Pin	Function
1	AC (N)
2	AC (L)
3	-Vout
4	+Vout

Model	Output Voltage nom.	Output Current max.	Output Current peak	Efficiency typ.
TMPS 10-103	3.3 VDC	2'600 mA	3'380 mA	77 %
TMPS 10-105	5 VDC	2'000 mA	2'600 mA	80 %
TMPS 10-109	9 VDC	1'100 mA	1'440 mA	83 %
TMPS 10-112	12 VDC	830 mA	1'080 mA	84 %
TMPS 10-115	15 VDC	660 mA	860 mA	84 %
TMPS 10-124	24 VDC	410 mA	530 mA	86 %
TMPS 10-148	48 VDC	210 mA	270 mA	84 %

TMPW 10 **NEW - under development** 10 Watt

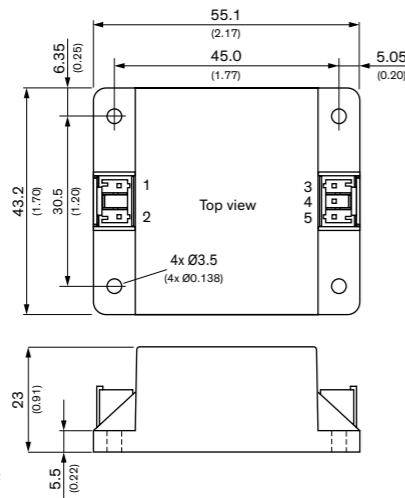


- PCB power module in 1.46" x 1.08" package
- Wide 90-305 VAC input voltage range
- Certified according to EN 60355-1 and IEC/EN/UL 62368-1
- I/O-isolation 4000 VAC
- Operating temperature range: -40° to +70°C
- No load input power <0.1 W to comply with ErP directive
- EMI meets EN 55032 class B
- High efficiency up to 89%
- Protection class II prepared
- 3-year product warranty

Pin Connections	
Pin	Single
1	NC
2	AC (N)
3	AC (L)
4	GND
5	+Vout

Model	Output Voltage nom.	Output Current max.	Efficiency typ.
TMPW 10-105	5 VDC	2000 mA	81 %
TMPW 10-112	12 VDC	833 mA	85 %
TMPW 10-115	15 VDC	667 mA	86 %
TMPW 10-124	24 VDC	417 mA	86 %

TMPW 10-J **NEW - under development** 10 Watt

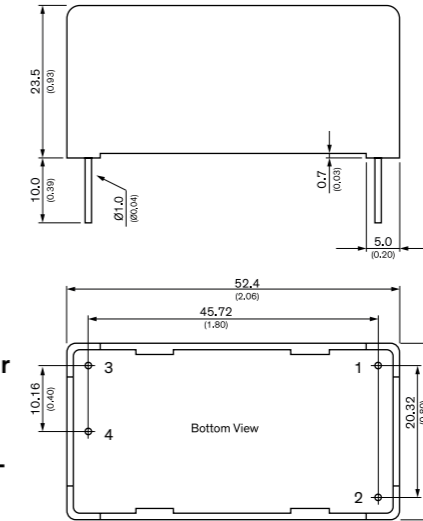


- PCB power module in 2.17" x 1.70" package
- Wide 90-305 VAC input voltage range
- Certified according to EN 60355-1 and IEC/EN/UL 62368-1
- I/O-isolation 4000 VAC
- Operating temperature range: -40° to +70°C
- No load input power <0.1 W to comply with ErP directive
- EMI meets EN 55032 class B
- High efficiency up to 89%
- Protection class II prepared
- 3-year product warranty

Pin Connections	
Pin	Single
1	AC (L)
2	AC (N)
3	-Vout
4	NC
5	+Vout

Model	Output Voltage nom.	Output Current max.	Efficiency typ.
TMPW 10-105-J	5 VDC	2000 mA	81 %
TMPW 10-112-J	12 VDC	833 mA	85 %
TMPW 10-115-J	15 VDC	667 mA	86 %
TMPW 10-124-J	24 VDC	417 mA	86 %

TMPS 15 **NEW - under development** 15 Watt

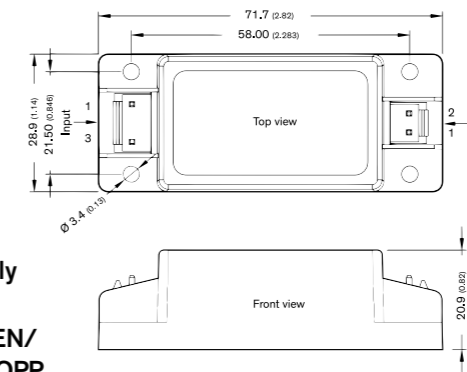


- Ultra Compact 15 Watt PCB Power module in 2.06" x 1.07" package
- Certified to EN 60335-1 and UL 62368-1 for household and industrial appliance
- I/O isolation 3000 VAC
- Operating temperature range -25°C to +70°C
- 130% peak current up to 30 s
- No load input power <0.15 W to comply with ErP directive
- EMI meets EN 55032 class B and EN 55014-1
- Protection class II prepared
- 3-year product warranty

Pin Connections	
Pin	Function
1	AC (N)
2	AC (L)
3	+Vout
4	-Vout

Model	Output Voltage nom.	Output Current max.	Output Current peak	Efficiency typ.
TMPS 15-103	3.3 VDC	3500 mA	4550 mA	75 %
TMPS 15-105	5 VDC	3000 mA	3900 mA	79 %
TMPS 15-112	12 VDC	1250 mA	1625 mA	82 %
TMPS 15-115	15 VDC	1000 mA	1300 mA	82 %
TMPS 15-124	24 VDC	625 mA	813 mA	84 %
TMPS 15-148	48 VDC	313 mA	407 mA	82 %

TPP 15-J 15 Watt

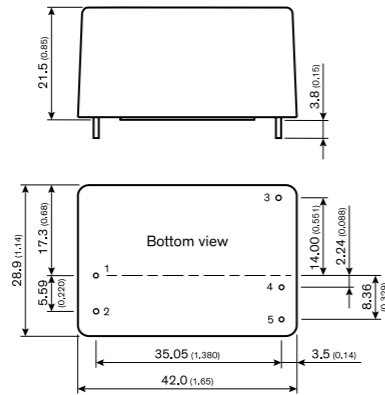


- High power density power supply (encapsulated)
- Certification according to IEC/EN/ES 60601-1 3rd edition for 2 x MOPP
- Low leakage current <75 µA rated for BF applications
- EMC compliance to IEC 60601-1-2 4th edition
- Risk management process according to ISO 14971 incl. risk management file
- Acceptance criteria for electronic assemblies acc. to IPC-A-610 Level 3
- Protection class II
- Operating up to 5000 m altitude
- Ready to meet ErP directive, no load power consumption <75 mW
- 5-year product warranty

Pin Connectors			
Input		Output	
Pin	Function	Pin	Function
1	Line	1	-Vout
3	Neutral	2	+Vout

Model	Output Voltage nom.	Output Current max.	Efficiency typ.
TPP 15-103-J	3.3 VDC	4'000 mA	84 %
TPP 15-105-J	5 VDC	3'000 mA	86 %
TPP 15-109-J	9 VDC	1'670 mA	86 %
TPP 15-112-J	12 VDC	1'250 mA	87 %
TPP 15-115-J	15 VDC	1'000 mA	87 %
TPP 15-124-J	24 VDC	625 mA	88 %
TPP 15-136-J	36 VDC	417 mA	88 %
TPP 15-148-J	48 VDC	313 mA	89 %

TPP 15-D **15 Watt**

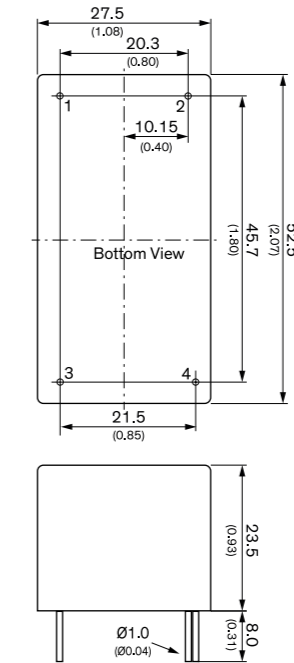


- High power density power supply (encapsulated)
- Certification according to IEC/EN/ES 60601-1 3rd edition for 2 x MOPP
- Low leakage current <75 µA rated for BF applications
- EMC compliance to IEC 60601-1-2 4th edition
- Risk management process according to ISO 14971 incl. risk management file
- Acceptance criteria for electronic assemblies acc. to IPC-A-610 Level 3
- Protection class II
- Operating up to 5000 m altitude
- Ready to meet ErP directive, no load power consumption <75 mW
- 5-year product warranty

Pin Connections	
Pin	Function
1	Neutral
2	Line
3	Trim
4	-Vout
5	+Vout

Model	Output Voltage nom. *	*adjustable	Output Current max.	Efficiency typ.
TPP 15-103-D	3.3 VDC	2.97 - 3.63 VDC	4'000 mA	84 %
TPP 15-105-D	5 VDC	4.5 - 5.5 VDC	3'000 mA	86 %
TPP 15-109-D	9 VDC	8.1 - 9.9 VDC	1'670 mA	86 %
TPP 15-112-D	12 VDC	10.8 - 13.2 VDC	1'250 mA	87 %
TPP 15-115-D	15 VDC	13.5 - 16.5 VDC	1'000 mA	87 %
TPP 15-124-D	24 VDC	21.6 - 26.4 VDC	625 mA	88 %
TPP 15-136-D	36 VDC	32.4 - 39.6 VDC	417 mA	88 %
TPP 15-148-D	48 VDC	43.2 - 52.8 VDC	313 mA	89 %

TMPW 25 **NEW - under development** **25 Watt**



- PCB power module in 2.07" x 1.08" package
- Wide 90-305 VAC input voltage range
- Certified according to EN 60355-1 and IEC/EN/UL 62368-1
- I/O-isolation 4000 VAC
- Operating temperature range: -40° to +70°C
- No load input power <0.1W to comply with ErP directive
- EMI meets EN 55032 class B
- High efficiency up to 89%
- Protection class II prepared
- 3-year product warranty

Pin Connections	
Pin	Function
1	AC (L)
2	AC (N)
3	+Vout
4	-Vout

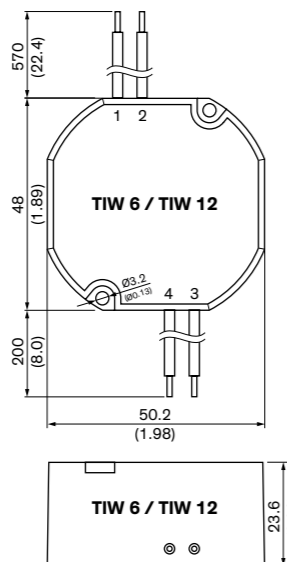
Model	Output Voltage nom.	Output Current max.	Efficiency typ.
TMPW 25-105	5.1 VDC	3922 mA	84 %
TMPW 25-112	12 VDC	2083 mA	88 %
TMPW 25-115	15 VDC	1666 mA	88 %
TMPW 25-124	24 VDC	1042 mA	87 %

TIW **4-24 Watt**

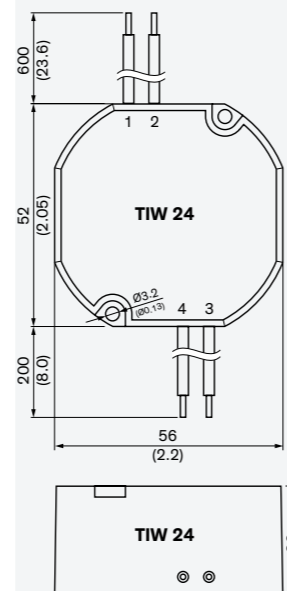


Pinout				
Pin	Wire TIW 6/12	Wire TIW 24	Color	Type
1	AC (N)	Vac IN (N)	Blue	20AWG/0.52mm ²
2	AC (L)	Vac IN (L)	Brown	20AWG/0.52mm ²
3	-Vout	-Vout	Black	20AWG/0.52mm ²
4	+Vout	+Vout	Red	20AWG/0.52mm ²

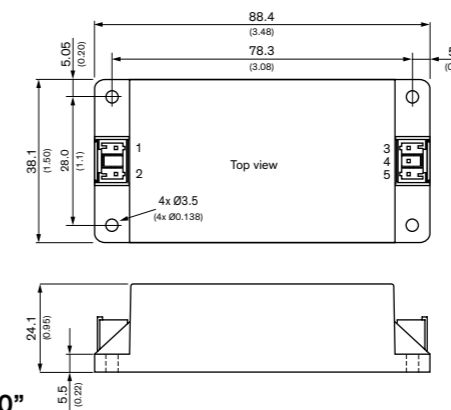
Model	Output Voltage	Output Current	Efficiency typ.
TIW 06-103	3.3 VDC	1.2 A	75 %
TIW 06-105	5 VDC	1.0 A	75 %
TIW 06-106	6 VDC	1.0 A	80 %
TIW 12-112	12 VDC	1.0 A	80 %
TIW 12-115	15 VDC	0.8 A	80 %
TIW 12-124	24 VDC	0.5 A	80 %
TIW 24-112	12 VDC	2.0 A	83 %
TIW 24-124	24 VDC	1.0 A	85 %



- High efficiency switching power supplies
- Easy installation into standard flush boxes
- Fully encapsulated plastic housing
- Dust and waterproof to IP 67
- Protection class II
- Safety approval to IEC/EN 60950-1 EN 50178, EN 60335-1, UL 1310 class 2
- Approved for mounting onto wood or materials with unknown flammability
- Ready to meet ErP directive
- Universal input range 93 to 264 VAC
- Operating temp. range -25°C to +50°C
- Short circuit and overload protection
- 3-year product warranty



TMPW 25-J **NEW - under development** **25 Watt**

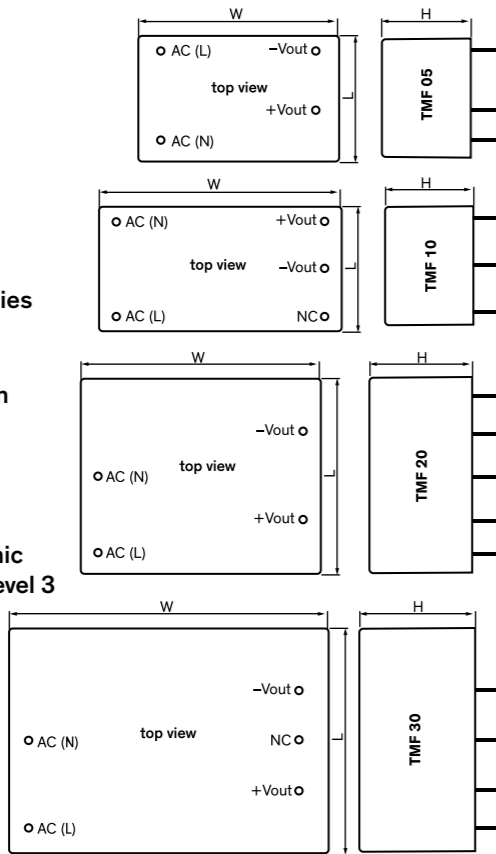


- PCB power module in 3.48" x 1.50" package
- Wide 90-305 VAC input voltage range
- Certified according to EN 60355-1 and IEC/EN/UL 62368-1
- I/O-isolation 4000 VAC
- Operating temperature range: -40° to +70°C
- No load input power <0.1W to comply with ErP directive
- EMI meets EN 55032 class B
- High efficiency up to 89%
- Protection class II prepared
- 3-year product warranty

Pin Connections	
Pin	Single
1	AC (L)
2	AC (N)
3	-Vout
4	NC
5	+Vout

Model	Output Voltage nom.	Output Current max.	Efficiency typ.
TMPW 25-105-J	5.1 VDC	3922 mA	84 %
TMPW 25-112-J	12 VDC	2083 mA	88 %
TMPW 25-115-J	15 VDC	1666 mA	88 %
TMPW 25-124-J	24 VDC	1042 mA	87 %

TMF 5-30 Watt

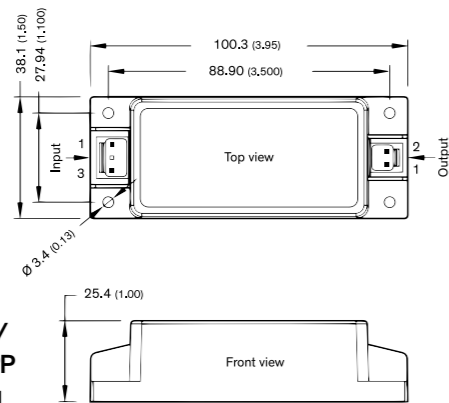


- Fully encapsulated power supplies in plastic casing for PCB mount
- Certification according to IEC/EN/ES 60601-1 3rd edition for 2xMOPP
- Risk management process according to ISO 14971 incl. risk management file
- Acceptance criteria for electronic assemblies acc. to IPC-A-610 Level 3
- Low leakage current <100 µA rated for BF applications
- Operating temperature range: -25°C to +70°C max.
- Protection against short-circuit, overload and over voltage
- Protection class II prepared
- 5-year product warranty

Model	Output Power max.	Vnom	I _{max}	Efficiency
TMF 05105	5 Watt	5 VDC	1'000 mA	77 %
TMF 05112		12 VDC	417 mA	82 %
TMF 05115		15 VDC	333 mA	82 %
TMF 05124	24 VDC	208 mA	82 %	
TMF 10105	10 Watt	5 VDC	2'000 mA	79 %
TMF 10112		12 VDC	833 mA	84 %
TMF 10115		15 VDC	666 mA	84 %
TMF 10124	24 VDC	417 mA	84 %	
TMF 20105	18 Watt	5 VDC	3'600 mA	78 %
TMF 20112		12 VDC	1'667 mA	84 %
TMF 20115		15 VDC	1'333 mA	84 %
TMF 20124	24 VDC	833 mA	84 %	
TMF 30105	25 Watt	5 VDC	5'000 mA	82 %
TMF 30112		12 VDC	2'500 mA	88 %
TMF 30115		15 VDC	2'000 mA	86 %
TMF 30124	24 VDC	1'250 mA	85 %	

Dimensions				
Series	W	L	H	Ø Pin
TMF 05	41.2	27.2	19.1	1.0
TMF 10	52.2	26.8	19.0	1.0
TMF 20	54.7	44.9	23.5	1.0
TMF 30	64.1	45.6	23.5	1.0

TPP 30-J 30 Watt

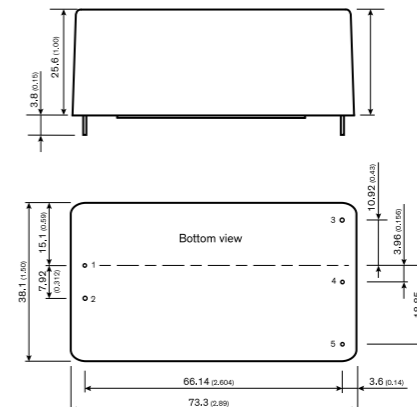


- High power density power supply (encapsulated)
- Certification according to IEC/EN/ES 60601-1 3rd edition for 2 x MOPP
- Low leakage current <75 µA rated for BF applications
- EMC compliance to IEC 60601-1-2 4th edition
- Risk management process according to ISO 14971 incl. risk management file
- Acceptance criteria for electronic assemblies acc. to IPC-A-610 Level 3
- Protection class II
- Operating up to 5000 m altitude
- Ready to meet ErP directive, no load power consumption <60 mW
- 5-year product warranty

Pin Connectors			
Input		Output	
Pin	Function	Pin	Function
1	Line	1	+Vout
3	Neutral	2	-Vout

Model	Output Voltage nom. (adjustable)	Output Current max.	Efficiency typ.
TPP 30-103-J	3.3 VDC (2.97 - 3.63 VDC)	6'000 mA	84 %
TPP 30-105-J	5 VDC (4.5 - 5.5 VDC)	6'000 mA	87 %
TPP 30-109-J	9 VDC (8.1 - 9.9 VDC)	3'340 mA	88 %
TPP 30-112-J	12 VDC (10.8 - 13.2 VDC)	2'500 mA	91 %
TPP 30-115-J	15 VDC (13.5 - 16.5 VDC)	2'000 mA	91 %
TPP 30-124-J	24 VDC (21.6 - 26.4 VDC)	1'250 mA	90 %
TPP 30-136-J	36 VDC (32.4 - 39.6 VDC)	840 mA	90 %
TPP 30-148-J	48 VDC (43.2 - 52.8 VDC)	630 mA	92 %

TPP 30-D 30 Watt

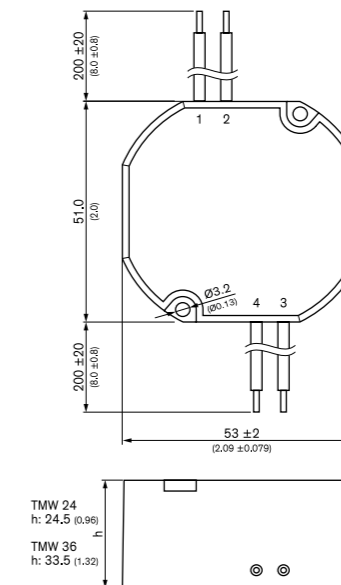


- High power density power supply (encapsulated)
- Certification according to IEC/EN/ES 60601-1 3rd edition for 2 x MOPP
- Low leakage current <75 µA rated for BF applications
- EMC compliance to IEC 60601-1-2 4th edition
- Risk management process according to ISO 14971 incl. risk management file
- Acceptance criteria for electronic assemblies acc. to IPC-A-610 Level 3
- Protection class II
- Operating up to 5000 m altitude
- Ready to meet ErP directive, no load power consumption <60 mW
- 5-year product warranty

PCB Pinout	
Pin	Function
1	Neutral
2	Line
3	+Vout
4	-Vout
5	Trim

Model	Output Voltage nom. (adjustable)	Output Current max.	Efficiency typ.
TPP 30-103-D	3.3 VDC (2.97 - 3.63 VDC)	6'000 mA	84 %
TPP 30-105-D	5 VDC (4.5 - 5.5 VDC)	6'000 mA	87 %
TPP 30-109-D	9 VDC (8.1 - 9.9 VDC)	3'340 mA	88 %
TPP 30-112-D	12 VDC (10.8 - 13.2 VDC)	2'500 mA	91 %
TPP 30-115-D	15 VDC (13.5 - 16.5 VDC)	2'000 mA	91 %
TPP 30-124-D	24 VDC (21.6 - 26.4 VDC)	1'250 mA	90 %
TPP 30-136-D	36 VDC (32.4 - 39.6 VDC)	840 mA	90 %
TPP 30-148-D	48 VDC (43.2 - 52.8 VDC)	630 mA	92 %

TMW NEW - under development 24-36 Watt



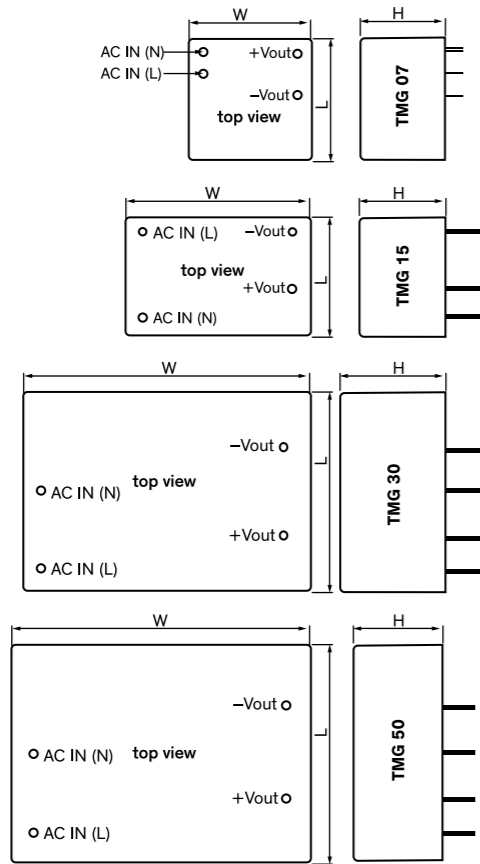
- Fully encapsulated power supplies in IP68 casing with flying leads
- Certification according to IEC/EN/ES 60601-1 3rd edition for 2xMOPP
- Risk management process according to ISO 14971 including risk management file
- Effortless flush box mounting
- Fire safety for furniture
- Low leakage current <100 µA rated for BF applications
- Operating temperature range: -20°C to +80°C max.
- Protection against short-circuit, overload and over voltage
- Protection class II prepared
- 5 year product warranty

Pinout / Conecction			
Pin	Wire	Color	Type
1	Vac IN (N)	Blue	20AWG/0.52mm ²
2	Vac IN (L)	Brown	20AWG/0.52mm ²
3	-Vout	Black	20AWG/0.52mm ²
4	+Vout	Red	20AWG/0.52mm ²

Model *	Output Voltage nom.	Output Current max.	Efficiency typ.
TMW 24-105	5 VDC	4000 mA	85 %
TMW 24-112	12 VDC	2000 mA	85 %
TMW 24-124	24 VDC	1000 mA	90 %
TMW 36-112	12 VDC	3.0 A	87 %
TMW 36-124	24 VDC	1.5 A	88 %

* Also available as pin version: suffix -P

TMG **7-50 Watt**

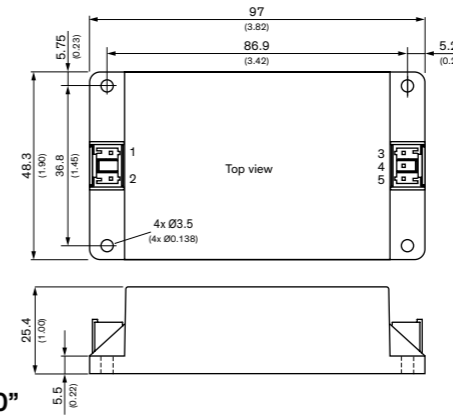


- Fully encapsulated power supplies in plastic casing for PCB mount
- Fully regulated outputs
- 4242 VDC I/O-isolation
- High efficiency up to 90%
- Universal input range 90 to 264 VAC
- Operating temperature range: -40°C to +70°C max.
- Safety class II prepared
- Short circuit over power and overvoltage limitation
- 3-year product warranty

Model	Output Power max.	Vnom	I _{max}	Efficiency
TMG 07105	6.3 Watt	5 VDC	1'260 mA	77 %
TMG 07112		12 VDC	583 mA	80 %
TMG 07115		15 VDC	466 mA	80 %
TMG 07124	24 VDC	292 mA	80 %	
TMG 15105	13.5 Watt	5 VDC	2'700 mA	80 %
TMG 15112		12 VDC	1'250 mA	84 %
TMG 15115		15 VDC	1'000 mA	84 %
TMG 15124	24 VDC	625 mA	85 %	
TMG 30103	16.5 Watt	3.3 VDC	5'000 mA	80 %
TMG 30105		5 VDC	5'000 mA	84 %
TMG 30112		12 VDC	2'500 mA	89 %
TMG 30115	30 W	15 VDC	2'000 mA	86 %
TMG 30124		24 VDC	1'250 mA	86 %
TMG 50105	50 Watt	5 VDC	8'000 mA	86 %
TMG 50112		12 VDC	4'167 mA	90 %
TMG 50115		15 VDC	3'333 mA	87 %
TMG 50124		24 VDC	2'083 mA	88 %
TMG 50148	48 VDC	1'040 mA	89 %	

Dimensions				
Series	W	L	H	Ø Pin
TMG 07	27.4	27.4	18.7	0.6
TMG 15	41.2	27.2	19.1	1.0
TMG 30	64.0	45.0	23.5	1.0
TMG 50	74.1	54.1	21.8	1.0

TMPW 50-J **NEW - under development** **50 Watt**

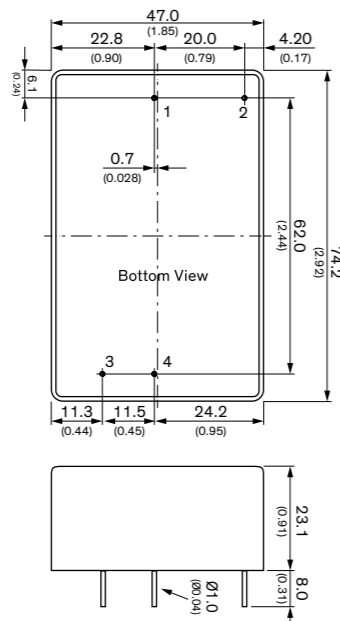


- PCB power module in 3.92" x 1.90" package
- Wide 90-305 VAC input voltage range
- Certified according to EN 60355-1 and IEC/EN/UL 62368-1
- I/O-isolation 4000 VAC
- Operating temperature range: -40° to +70°C
- No load input power <0.1W to comply with ErP directive
- EMI meets EN 55032 class B
- High efficiency up to 89%
- Protection class II prepared
- 3-year product warranty

Pin Connections	
Pin	Single
1	AC (N)
2	AC (L)
3	-Vout
4	NC
5	+Vout

Model	Output Voltage nom.	Output Current max.	Efficiency typ.
TMPW 50-112-J	12 VDC	4167 mA	89 %
TMPW 50-115-J	15 VDC	3333 mA	88 %
TMPW 50-124-J	24 VDC	2083 mA	88 %

TMPW 50 **NEW - under development** **50 Watt**



- PCB power module in 2.92" x 1.85" package
- Wide 90-305 VAC input voltage range
- Certified according to EN 60355-1 and IEC/EN/UL 62368-1
- I/O-isolation 4000 VAC
- Operating temperature range: -40° to +70°C
- No load input power <0.1W to comply with ErP directive
- EMI meets EN 55032 class B
- High efficiency up to 89%
- Protection class II prepared
- 3-year product warranty

Pin Connections	
Pin	Single
1	AC (N)
2	AC (L)
3	-Vout
4	+Vout

Model	Output Voltage nom.	Output Current max.	Efficiency typ.
TMPW 50-112	12 VDC	4167 mA	89 %
TMPW 50-115	15 VDC	3333 mA	88 %
TMPW 50-124	24 VDC	2083 mA	88 %

TMP / TMP-C **7-60 Watt**



- Ultra compact, low profile plastic casing
- Fully encapsulated (pollution/dust)
- Single-, dual- and triple output models
- 2 standard package versions:
 - Screw terminal block for chassis mount
 - Solder pins for direct PCB mount
 - Optional pin-connector on request
- DIN-rail mount adaptor (optional)
- Universal input 85-264 VAC, 47-440 Hz
- Protection class II
- IEC/EN/UL 60950-1 approval, CB-report
- Over-temperature protection
- Protection against short circuit and overload
- 3-year product warranty


For models and outline dimensions please visit our website and download

datasheet for **TMP** on:
<https://www.tracopower.com/products/browse-by-category/find/tmp-tmpm/3/>

datasheet for **TMP-C** on:
<https://www.tracopower.com/products/browse-by-category/find/tmp-c/3/>

Dimensions				
	Type	Length	Width	Height
PCB mount	TMP 15×xx	74.0 (2.91)	54.0 (2.13)	19.3 (0.76)
	TMP 30×xx	89.0 (3.50)	63.5 (2.50)	21.5 (0.85)
	TMP 60×xx	89.0 (3.50)	67.5 (2.66)	34.0 (1.34)
	TMP 15×xxC	96 (3.78)	54.0 (2.13)	23.3 (0.88)
	TMP 30×xxC	112 (4.41)	63.8 (2.51)	25.6 (1.01)
	TMP 60×xxC	112 (4.41)	67.8 (2.67)	38.0 (1.50)

TML / TML-C **20-40 Watt**



- Encapsulated power supplies with increased power density
- PCB mount or chassis mount with screw terminals
- Single, dual and triple output models
- Universal input 90-264 VAC, 47-440 Hz
- EMI meets EN 55032, class B and FCC, level B
- Protection class II for TML 40 models
- Short circuit and overload protection
- 3-year product warranty

Pinout				
Pin	Single	Dual symmetric	Dual asymmetric	Triple
1	NC			
2	AC in (L)			
3	AC in (N)			
4	+Vout 1	Vout 1	+Vout 2	Vout 2
5	NC	NC	+Vout 1	+Vout 1
6	-Vout 1	com. 1/2	-Vout 2	com. 2/3
7	NC	NC	-Vout 1	-Vout 1
8	NC	Vout 2	NC	Vout 3

TML 20 Models *	Output Power max.	Output Vnom	I _{max}
TML 20103	14.9 W	3.3 VDC	4500 mA
TML 20105	20 W	5 VDC	4000 mA
TML 20112		12 VDC	1670 mA
TML 20115		15 VDC	1340 mA
TML 20124		24 VDC	840 mA
TML 20205	40 W	±5 VDC	2000 mA
TML 20212		±12 VDC	833 mA
TML 20215		±15 VDC	667 mA
TML 20512	40 W	*5 / ±12 VDC	2'800 / 250 mA
TML 20515		*5 / ±15 VDC	2'800 / 200 mA

TML 40 Models *	Output Power max.	Output Vnom	I _{max}
TML 40103	26.4 W	3.3 VDC	8000 mA
TML 40105	40 W	5 VDC	8000 mA
TML 40112		12 VDC	3333 mA
TML 40115		15 VDC	2666 mA
TML 40124		24 VDC	1667 mA
TML 40205	40 W	±5 VDC	4000 mA
TML 40212		±12 VDC	1666 mA
TML 40215		±15 VDC	1333 mA
TML 40512	40 W	*5 / *12 VDC	5000 / 1250 mA
TML 40515		*5 / *24 VDC	5000 / 625 mA
TML 40512	40 W	*5 / ±12 VDC	5000 / 600 mA
TML 40515		*5 / ±15 VDC	5000 / 500 mA

* Also available as chassis mount version

TMM / TMM-C **24-60 Watt**



- Fully encapsulated low profile plastic casing in PCB or chassis mount version
- 2 x MOPP Medical safety according to
- AAMI/ANSI ES 60601-1:2005(R) and IEC/EN 60601-1 3rd edition
- IT and industrial safety according to IEC/EN/UL 60950-1 and UL 508
- Ready to meet ErP directive <0.3 W no-load power consumption
- 40°C start-up temperature
- Safety class II prepared
- Protection against over-temperature, overload and short circuit
- 3-year product warranty

Model

For models and outline dimensions please visit our website and download

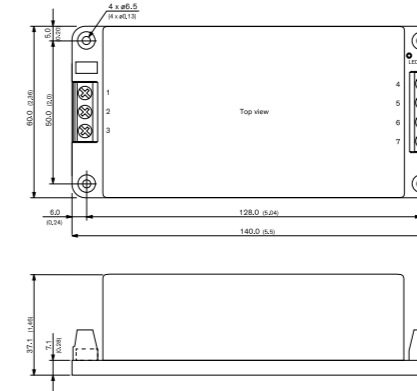
datasheet for **TMM 24 / 24C Series** on: <https://www.tracopower.com/products/browse-by-category/find/tmm-24/3/>

datasheet for **TMM 40 / 40C Series** on: <https://www.tracopower.com/products/browse-by-category/find/tmm-40/3/>

datasheet for **TMM 60 / 60C Series** on: <https://www.tracopower.com/products/browse-by-category/find/tmm-60/3/>

Dimensions				
Type	Length	Width	Height	
TMM 24×xx	74.0 (2.91)	54.0 (2.13)	19.3 (0.76)	
TMM 40×xx	88.9 (3.50)	63.5 (2.50)	30.0 (1.18)	
TMM 60×xx	89.0 (3.50)	67.5 (2.66)	34.0 (1.34)	
TMM 24×xxC	96.0 (3.78)	54.0 (2.13)	23.3 (0.92)	
TMM 40×xxC	112.0 (4.41)	63.8 (2.51)	34.1 (1.34)	
TMM 60×xxC	112.0 (4.41)	67.8 (2.67)	38.0 (1.50)	

TML 100C **100 Watt**

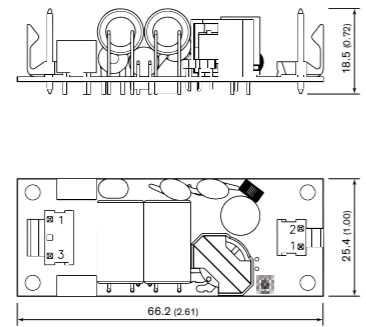


- Very compact power modules with screw terminal connection
- Active PFC, power factor >0.95 (230VAC), >0.99 (115 VAC)
- High efficiency up to 93% typ.
- Remote On/Off input
- Adjustable output voltage ±5%
- LED output indicator
- Universal input 100-240 VAC nominal
- Low leakage current
- EMI meets EN 55032, class B
- Protection class II prepared

Pinout	
Pin	Output
1	AC in (L)
2	AC in (N)
3	FG
4	Remote On/Off
5	+Vout
6	-Vout
7	Trim

Model	Input Voltage Range	Output Vnom	I _{max}	Efficiency
TML 100-112C	85	12 VDC	7080 mA	90 %
TML 100-115C	85	15 VDC	5660 mA	90 %
TML 100-124C	100	24 VDC	4200 mA	92 %
TML 100-148C	100	48 VDC	2100 mA	93 %

TPP 15A-J **15 Watt**

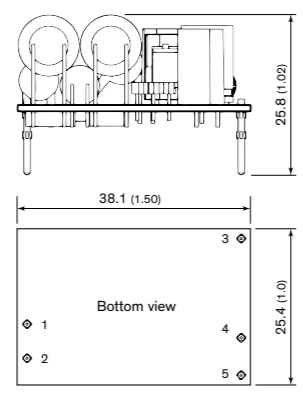


- High power density power supply (open frame)
- Certification according to IEC/EN/ES 60601-1 3rd edition for 2 x MOPP
- Low leakage current <75 µA rated for BF applications
- EMC compliance to IEC 60601-1-2 4th edition
- Risk management process according to ISO 14971 incl. risk management file
- Acceptance criteria for electronic assemblies acc. to IPC-A-610 Level 3
- Protection class I and II
- Operating up to 5000 m altitude
- Ready to meet ErP directive, no load power consumption <75 mW
- 5-year product warranty

Pin Connectors			
Input		Output	
Pin	Function	Pin	Function
1	Line	1	-Vout
3	Neutral	2	+Vout

Model	Output Voltage nom. (adjustable)	Output Current max.	Efficiency typ.
TPP 15-103A-J	3.3 VDC (2.97 - 3.63 VDC)	4'000 mA	84 %
TPP 15-105A-J	5 VDC (4.5 - 5.5 VDC)	3'000 mA	86 %
TPP 15-109A-J	9 VDC (8.1 - 9.9 VDC)	1'670 mA	86 %
TPP 15-112A-J	12 VDC (10.8 - 13.2 VDC)	1'250 mA	87 %
TPP 15-115A-J	15 VDC (13.5 - 16.5 VDC)	1'000 mA	87 %
TPP 15-124A-J	24 VDC (21.6 - 26.4 VDC)	625 mA	88 %
TPP 15-136A-J	36 VDC (32.4 - 39.6 VDC)	417 mA	88 %
TPP 15-148A-J	48 VDC (43.2 - 52.8 VDC)	313 mA	89 %

TPP 15A-D **15 Watt**

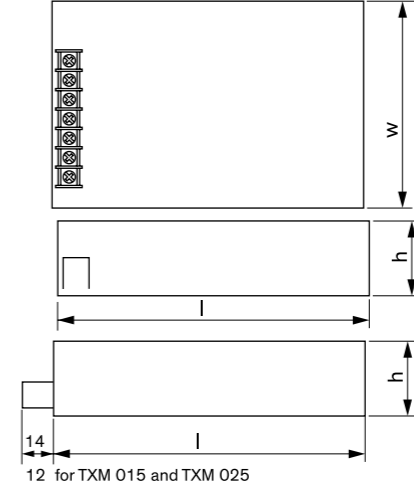


- High power density power supply (open frame)
- Certification according to IEC/EN/ES 60601-1 3rd edition for 2 x MOPP
- Low leakage current <75 µA rated for BF applications
- EMC compliance to IEC 60601-1-2 4th edition
- Risk management process according to ISO 14971 incl. risk management file
- Acceptance criteria for electronic assemblies acc. to IPC-A-610 Level 3
- Protection class II
- Operating up to 5000 m altitude
- Ready to meet ErP directive, no load power consumption <75 mW
- 5-year product warranty

PCB Pinout	
Pin	Function
1	Neutral
2	Line
3	Trim
4	-Vout
5	+Vout

Model	Output Voltage nom. (adjustable)	Output Current max.	Efficiency typ.
TPP 15-103A-D	3.3 VDC (2.97 - 3.63 VDC)	4'000 mA	84 %
TPP 15-105A-D	5 VDC (4.5 - 5.5 VDC)	3'000 mA	86 %
TPP 15-109A-D	9 VDC (8.1 - 9.9 VDC)	1'670 mA	86 %
TPP 15-112A-D	12 VDC (10.8 - 13.2 VDC)	1'250 mA	87 %
TPP 15-115A-D	15 VDC (13.5 - 16.5 VDC)	1'000 mA	87 %
TPP 15-124A-D	24 VDC (21.6 - 26.4 VDC)	625 mA	88 %
TPP 15-136A-D	36 VDC (32.4 - 39.6 VDC)	417 mA	88 %
TPP 15-148A-D	48 VDC (43.2 - 52.8 VDC)	313 mA	89 %

TXM **15-200 Watt**

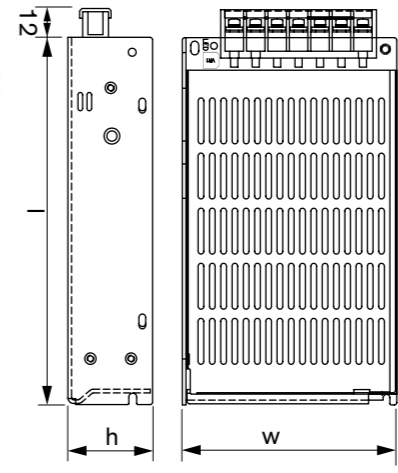


- Very compact metal cased power supplies
- High operating temperature up to 60°C
- Low no load power consumption <0.5W
- Screw terminal block
- No internal fan
- Universal AC input
- Active power factor correction >0.93
- Withstand 300 VAC surge input for 5 sec.
- Adjustable output voltage
- 3-year product warranty

Dimensions			
Type	Length l	Width w	Height h
TXM 015	79 (3.11)	51 (2.01)	29 (1.14)
TXM 025	79 (3.11)	51 (2.01)	29 (1.14)
TXM 035	102 (4.02)	64 (2.52)	33 (1.30)
TXM 050	99 (3.90)	82 (3.23)	35 (1.38)
TXM 075	129 (5.08)	99 (3.90)	38 (1.50)
TXM 100	179 (7.05)	99 (3.90)	50 (1.97)
TXM 150	179 (7.05)	99 (3.90)	50 (1.97)
TXM 200	199.0 (7.83)	99.0 (3.90)	50.3 (1.98)

Model	Output Power max.	Output Vnom	Output Imax	Efficiency
TXM 015-103	15 Watt	3.3 VDC	4.0 A	71 %
TXM 015-105		5 VDC	3.0 A	78 %
TXM 015-112		12 VDC	1.3 A	82 %
TXM 015-115		15 VDC	1.0 A	83 %
TXM 015-124		24 VDC	0.7 A	85 %
TXM 025-103	25 Watt	3.3 VDC	6.0 A	71 %
TXM 025-105		5 VDC	5.0 A	77 %
TXM 025-112		12 VDC	2.1 A	82 %
TXM 025-115		15 VDC	1.7 A	83 %
TXM 025-124		24 VDC	1.1 A	84 %
TXM 035-105	35 Watt	5 VDC	6.0 A	80 %
TXM 035-112		12 VDC	3.0 A	84 %
TXM 035-115		15 VDC	2.4 A	86 %
TXM 035-124		24 VDC	1.5 A	87 %
TXM 035-148		48 VDC	0.75 A	88 %
TXM 075-105	60 Watt	5 VDC	12.0 A	80 %
TXM 075-112		12 VDC	6.0 A	85 %
TXM 075-115		15 VDC	5.0 A	86 %
TXM 075-124		24 VDC	3.2 A	88 %
TXM 075-148		48 VDC	1.6 A	89 %
TXM 100-105	100 Watt	5 VDC	20.0 A	84 %
TXM 100-112		12 VDC	8.5 A	87 %
TXM 100-115		15 VDC	7.0 A	87 %
TXM 100-124		24 VDC	4.2 A	88 %
TXM 100-148		48 VDC	2.2 A	88 %
TXM 150-112	150 Watt	12 VDC	12.5 A	86 %
TXM 150-115		15 VDC	10.0 A	87 %
TXM 150-124		24 VDC	6.3 A	88 %
TXM 150-148		48 VDC	3.2 A	88 %
TXM 200-112		200 Watt	12 VDC	16.7 A
TXM 200-124	24 VDC		8.4 A	88 %
TXM 200-148		48 VDC	4.2 A	89 %

TXL **15-1000 Watt**

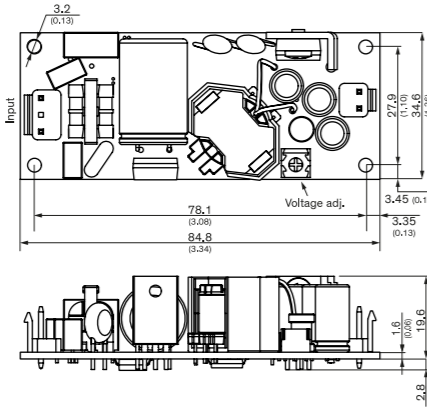


- Compact metal case with screw terminal block
- Multiple output models with isolated outputs
- Universal input 85 - 264 Vac
- EMI/EMC compliance with EN 61000-6-3 and EN 61000-6-1
- Compliance to EN 61000-3-2
- Short circuit and overvoltage protection
- International safety approvals
- 3 year product warranty

Dimensions			
Type	Length l	Width w	Height h
TXL 015	62 (2.48)	51 (2.01)	28 (1.10)
TXL 025	79 (3.11)	51 (2.01)	29 (1.14)
TXL 035, 050, 060 (Models: TXL 060-12S / 060-15S / 060-24S)	99 (3.90)	82 (3.23)	35 (1.38)
TXL 060 (Models: TXL 060-3.3S / 060-5S), TXL 070	160 (6.30)	95 (3.74)	38 (1.50)
TXL 100	198 (7.80)	95 (3.74)	38 (1.50)
TXL 150	198 (7.80)	99 (3.90)	50 (1.97)
TXL 230	198 (7.80)	99 (3.90)	45 (1.77)
TXL 350	212 (8.35)	115 (4.53)	50 (1.97)
TXL 750	275 (10.83)	125 (4.92)	63 (2.48)
TXL 1000	295 (11.61)	127 (5.00)	40 (1.57)

Series	Output Power	Output Voltage	Efficiency
TXL 015	10-15 Watt	3.3, 5, 12, 15, 24, 48 VDC	74-87 %
TXL 025	20-25 Watt	3.3, 5, 12, 15, 24, 48 VDC	72-88 %
TXL 035	30-35 Watt	3.3, 5, 12, 15, 24, 48 VDC	74-86 %
TXL 050	50 Watt	5, 12, 15, 24, 48 VDC	78-84 %
TXL 060	50-60 Watt	3.3, 5, 12, 15, 24 VDC	74-87 %
TXL 070	70 Watt	12, 15, 24, 48 VDC	84-88 %
TXL 100	100 Watt	3.3, 5, 12, 15, 24, 48 VDC	74-86 %
TXL 150	150 Watt	5, 12, 24, 48 VDC	77-86 %
TXL 230	230 Watt	12, 24, 48 VDC	83-86 %
TXL 350	350 Watt	12, 24, 48 VDC	86-88 %
TXL 750	750 Watt	24, 48 VDC	88-90 %
TXL 1000	1000 Watt	24, 48 VDC	87-88 %

TPI 30A-J **NEW - under development** **30 Watt**

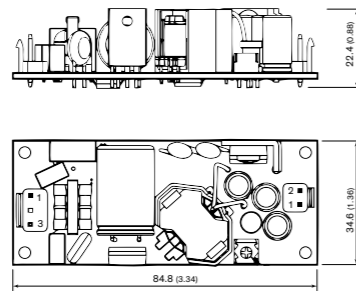


- Open frame power supply in 3.34" x 1.36" package
- I/O reinforced isolation 3000 VAC
- Ready to meet ErP directive, < 0.3 W no load power consumption
- Efficiency up to 90%
- Protection class II prepared
- Operating up to 5000 m altitude
- Adjustable output voltage
- 3-year product warranty

Connectors - Connection	
CON1 - Input Connector	
Pin 1	Line
Pin 3	Neutral
CON2 - Output Connector	
Pin 1	+Vout
Pin 2	-Vout

Model	Output Voltage nom.	Output Current max.	Efficiency typ.
TPI 30-103A-J	3.3 VDC	6'000 mA	83 %
TPI 30-105A-J	5 VDC	6'000 mA	86 %
TPI 30-109A-J	9 VDC	3'340 mA	87 %
TPI 30-112A-J	12 VDC	2'500 mA	88.5 %
TPI 30-115A-J	15 VDC	2'000 mA	88.5 %
TPI 30-124A-J	24 VDC	1'250 mA	88 %
TPI 30-136A-J	36 VDC	840 mA	89 %
TPI 30-148A-J	48 VDC	630 mA	90.5 %

TPP 30A-J **30 Watt**

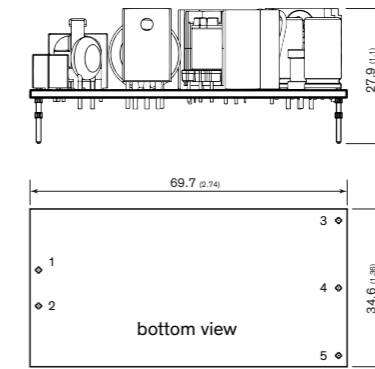


- High power density power supply (open frame)
- Certification according to IEC/EN/ES 60601-1 3rd edition for 2 x MOPP
- Low leakage current <75 µA rated for BF applications
- EMC compliance to IEC 60601-1-2 4th edition
- Risk management process according to ISO 14971 risk management file
- Acceptance criteria for electronic assemblies acc. to IPC-A-610 Level 3
- Protection class I and II
- Operating up to 5000 m altitude
- Ready to meet ErP directive, no load power consumption <60 mW
- 5-year product warranty

Pin Connectors			
Input		Output	
Pin	Function	Pin	Function
1	Line	1	+Vout
3	Neutral	2	-Vout

Model	Output Voltage nom. (adjustable)	Output Current max.	Efficiency typ.
TPP 30-103A-J	3.3 VDC (2.97 - 3.63 VDC)	6'000 mA	84 %
TPP 30-105A-J	5 VDC (4.5 - 5.5 VDC)	6'000 mA	87 %
TPP 30-109A-J	9 VDC (8.1 - 9.9 VDC)	3'340 mA	88 %
TPP 30-112A-J	12 VDC (10.8 - 13.2 VDC)	2'500 mA	91 %
TPP 30-115A-J	15 VDC (13.5 - 16.5 VDC)	2'000 mA	91 %
TPP 30-124A-J	24 VDC (21.6 - 26.4 VDC)	1'250 mA	90 %
TPP 30-136A-J	36 VDC (32.4 - 39.6 VDC)	840 mA	90 %
TPP 30-148A-J	48 VDC (43.2 - 52.8 VDC)	630 mA	92 %

TPP 30A-D **30 Watt**

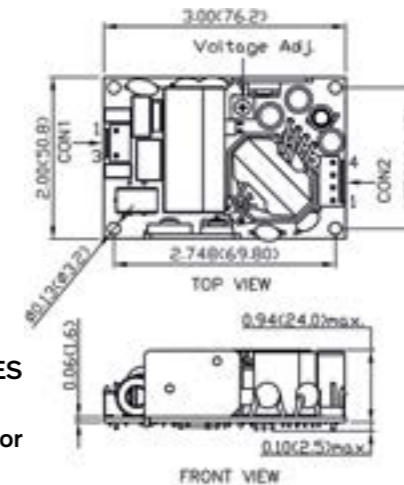


- High power density power supply (open frame)
- Certification according to IEC/EN/ES 60601-1 3rd edition for 2 x MOPP
- Low leakage current <75 µA rated for BF applications
- EMC compliance to IEC 60601-1-2 4th edition
- Risk management process according to ISO 14971 risk management file
- Acceptance criteria for electronic assemblies acc. to IPC-A-610 Level 3
- Protection class II
- Operating up to 5000 m altitude
- Ready to meet ErP directive, no load power consumption <60 mW
- 5-year product warranty

PCB Pinout	
Pin	Function
1	Neutral
2	Line
3	+Vout
4	-Vout
5	Trim

Model	Output Voltage nom. (adjustable)	Output Current max.	Efficiency typ.
TPP 30-103A-D	3.3 VDC (2.97 - 3.63 VDC)	6'000 mA	84 %
TPP 30-105A-D	5 VDC (4.5 - 5.5 VDC)	6'000 mA	87 %
TPP 30-109A-D	9 VDC (8.1 - 9.9 VDC)	3'340 mA	88 %
TPP 30-112A-D	12 VDC (10.8 - 13.2 VDC)	2'500 mA	91 %
TPP 30-115A-D	15 VDC (13.5 - 16.5 VDC)	2'000 mA	91 %
TPP 30-124A-D	24 VDC (21.6 - 26.4 VDC)	1'250 mA	90 %
TPP 30-136A-D	36 VDC (32.4 - 39.6 VDC)	840 mA	90 %
TPP 30-148A-D	48 VDC (43.2 - 52.8 VDC)	630 mA	92 %

TPP 40A **40 Watt**



- Open frame power supply with pin connector
- Certification according to IEC/EN/ES 60601-1 3rd edition for 2 x MOPP
- Low leakage current <75 µA rated for BF applications
- EMC compliance to IEC 60601-1-2 ed. 4
- Risk management process according to ISO 14971 incl. risk management file
- Acceptance criteria for electronic assemblies acc. to IPC-A-610 Level 3
- Protection class I and II prepared
- Operating up to 5000 m altitude
- Ready to meet ErP directive, <0.15 W no load power consumption
- 5-year product warranty

Screw Terminal			
Input (CON1)		Output (CON2)	
Pin	Function	Pin*	Function
1	Line	1, 2	-Vout
3	Neutral	3, 4	+Vout

Model	Output Voltage nom. (adjustable)	Output 2	Efficiency
TPP 40-105A-J	5 VDC (4.5 - 5.5 VDC)	8000 mA	90 %
TPP 40-112A-J	12 VDC (10.8 - 13.2 VDC)	3340 mA	92 %
TPP 40-124A-J	24 VDC (21.6 - 26.4 VDC)	1670 mA	92 %
TPP 40-148A-J	48 VDC (43.2 - 52.8 VDC)	840 mA	93 %

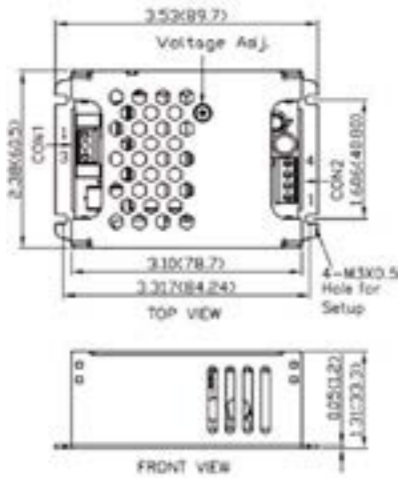
Note - Other output models are available on request.

*Terminal rated for 7 A max. (at higher current connection has to be split)

CON1: JST series mates with JST crimp terminal: BVH-21T-P1.1 and terminal housing: VHR-3N

CON2: JST series mates with JST crimp terminal: BVH-21T-P1.1 and terminal housing: VHR-4N

TPP 40 **40 Watt**



- Standby power module to comply with ErP directive
- No load input power < 150mW
- Constant power characteristics at 2W (no current limitation)
- Suitable to drive relays, solenoids, capacitive loads and LED's
- Constant voltage auxiliary outputs 3.3 and 5 VDC
- Operating temperature range: -30°C to +70°C
- EMI meets EN 55032, class B and FCC, level B
- Short circuit, overload protection
- 3-year product warranty

Screw Terminal (Single Output Models)

Input (CON1)		Output (CON2)	
Pin	Function	Pin*	Function
1	Line	1, 2	-Vout
3	Neutral	3, 4	+Vout

Screw Terminal (Multi Output Models)

Input (CON1)		Output (CON2)	
Pin	Function	Pin*	Function
1	Line	1	Vout 3
3	Neutral	2, 3	COM
		4, 5	Vout 2
		6	Vout 1

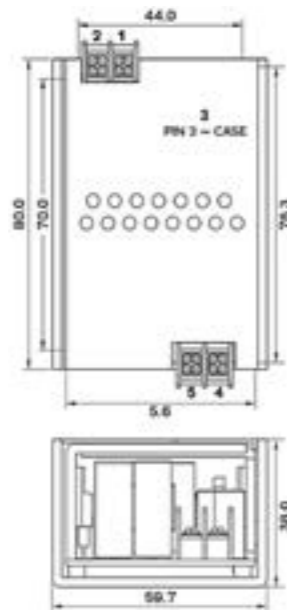
Model	Vout	Iout	Efficiency
TPP 40-105	5 VDC	8.00 A	90 %
TPP 40-112	12 VDC	3.34 A	92 %
TPP 40-115	15 VDC	2.67 A	92 %
TPP 40-124	24 VDC	1.67 A	92 %
TPP 40-221	+12/+5 VDC	3.34/6.00 A	89 %
TPP 40-231	+15/+5 VDC	2.67/6.00 A	89 %
TPP 40-251	+24/+5 VDC	1.67/6.00 A	86 %
TPP 40-321M2	+12/+5/-12 VDC	3.34/6.00/0.50 A	88 %
TPP 40-331M3	+15/+5/-15 VDC	2.67/6.00/0.50 A	88 %
TPP 40-3512	+24/+5/+12 VDC	1.67/6.00/0.50 A	96 %

Note
 - Total Power must not exceed 40 W.
 - Other output models are available on request.
 - Multi output models have a common ground.

Note (Dimensions)
 - Multi output models 102.4 (4.03) length, 34.5 (1.36) height

*Terminal rated for 10 A max. (at higher current connection has to be split)

TXH 060 **60 Watt**



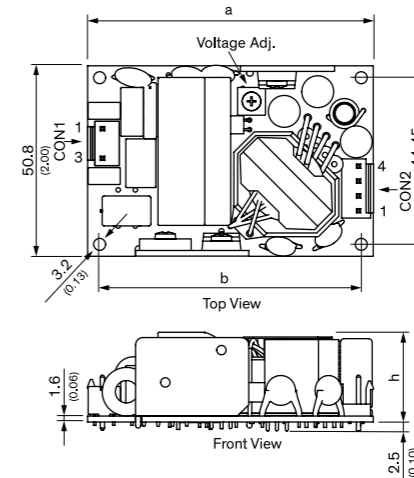
- Enclosed power supplies with screw terminal block
- Universal input range 90 to 264 VAC
- Ready to meet ErP directive, < 0.3 W no load power consumption
- Adjustable output voltage
- 4242 VDC I/O-isolation
- High efficiency up to 88%
- Operating temperature range: -30°C to +70°C max.
- Short circuit and over voltage protection

Pinout

Pin	Function
1	AC IN (N)
2	AC IN (L)
3	PE
4	+Vout
5	-Vout

Model	Output Voltage nom. (adjustable)	Output Current max.	Efficiency typ.
TXH 060-105	5 VDC (4.8 - 5.3 VDC)	10'000 mA	81 %
TXH 060-112	12 VDC (11.4 - 12.6 VDC)	5'000 mA	87 %
TXH 060-115	15 VDC (14.3 - 15.8 VDC)	4'000 mA	87 %
TXH 060-124	24 VDC (22.8 - 25.2 VDC)	2'500 mA	88 %
TXH 060-148	48 VDC (45.6 - 50.4 VDC)	1'250 mA	88 %

TPI 65A-J **NEW - under development** **65 Watt**



Single model Multi model
 h: 24.0 (0.94) h: 24.9 (0.98)
 a: 76.2 (3.00) a: 88.9 (3.50)
 b: 69.8 (2.748) b: 82.50 (3.248)

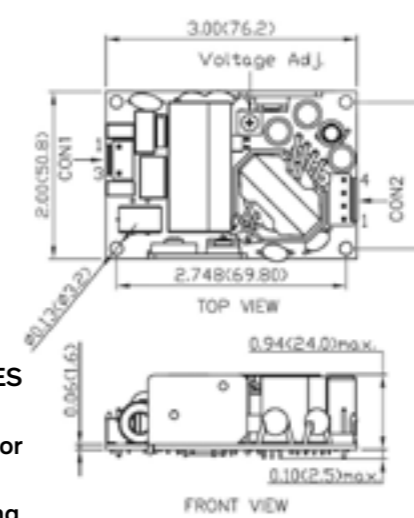
- Open frame power supply in 3" x 2" package
- I/O reinforced isolation 3000 VAC
- Ready to meet ErP directive, < 0.3 W no load power consumption
- Efficiency up to 93%
- Protection class II prepared
- Operating up to 5000 m altitude
- Adjustable output voltage
- 3-year product warranty

Connectors - Connection

Input (CON1)		Output (CON2)	
Pin	Function	Pin*	Function
1	Line	1, 2	-Vout
3	Neutral	3, 4	+Vout

Model	Output Voltage nom.	Output Current max.	Efficiency typ.
TPI 65-105A-J	5 VDC	10 A	90 %
TPI 65-109A-J	9 VDC	7.23 A	91 %
TPI 65-112A-J	12 VDC	5.42 A	92.5 %
TPI 65-115A-J	15 VDC	4.34 A	93.5 %
TPI 65-124A-J	24 VDC	2.71 A	93.5 %
TPI 65-136A-J	36 VDC	1.81 A	92.5 %
TPI 65-148A-J	48 VDC	1.36 A	93 %

TPP 65A **65 Watt**



- Open frame power supply with pin connector
- Certification according to IEC/EN/ES 60601-1 3rd edition for 2 x MOPP
- Low leakage current <75 µA rated for BF applications
- Risk management process according ISO 14971 incl. risk management file
- Acceptance criteria for electronic assemblies acc. to IPC-A-610 Level 3
- EMC compliance to IEC 60601-1-2 ed. 4
- Protection class I and II
- Operating up to 5000 m altitude
- Ready to meet ErP directive, <0.15 W no load power consumption
- 5-year product warranty

Connectors - Connection

Input (CON1)		Output (CON2)	
Pin	Function	Pin*	Function
1	Line	1, 2	-Vout
3	Neutral	3, 4	+Vout

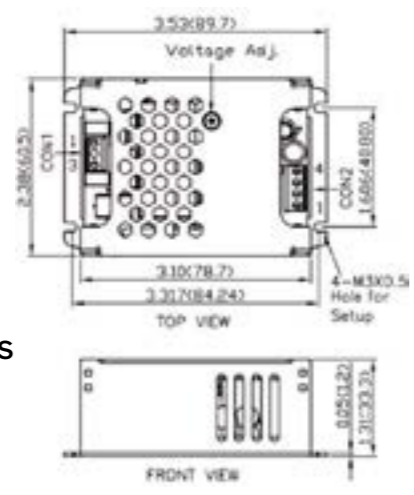
Model	Output Voltage nom. (adjustable)	Output 2	Efficiency
TPP 65-105A-J	5 VDC (4.5 - 5.5 VDC)	10000 mA	90 %
TPP 65-112A-J	12 VDC (10.8 - 13.2 VDC)	5420 mA	93 %
TPP 65-124A-J	24 VDC (21.6 - 26.4 VDC)	2710 mA	94 %
TPP 65-148A-J	48 VDC (43.2 - 52.8 VDC)	1360 mA	93 %

Note
 - Other output models are available on request.

*Terminal rated for 7 A max. (at higher current connection has to be split)

CON1: JST series mates with JST crimp terminal: BVH-21T-P1.1 and terminal housing: VHR-3N
 CON2: JST series mates with JST crimp terminal: BVH-21T-P1.1 and terminal housing: VHR-4N

TPP 65 **65 Watt**



Model	Vout	Iout	Efficiency
TPP 65-105	5 VDC	10.00 A	90 %
TPP 65-112	12 VDC	5.42 A	93 %
TPP 65-115	15 VDC	4.34 A	94 %
TPP 65-124	24 VDC	2.71 A	94 %
TPP 65-221	+12/+5 VDC	5.42/8.00 A	90 %
TPP 65-231	+15/+5 VDC	4.34/8.00 A	91 %
TPP 65-251	+24/+5 VDC	2.71/8.00 A	89 %
TPP 65-321M2	+12/+5/-12 VDC	5.42/8.00/0.60 A	89 %
TPP 65-331M3	+15/+5/-15 VDC	4.34/8.00/0.60 A	90 %
TPP 65-3512	+24/+5/+12 VDC	2.71/8.00/0.60 A	89 %

Note
 - Total Power must not exceed 65 W.
 - Other output models are available on request.
 - Multi output models have a common ground.

Note (Dimensions)
 - Multi output models 102.4 (4.03) length, 34.5 (1.36) height

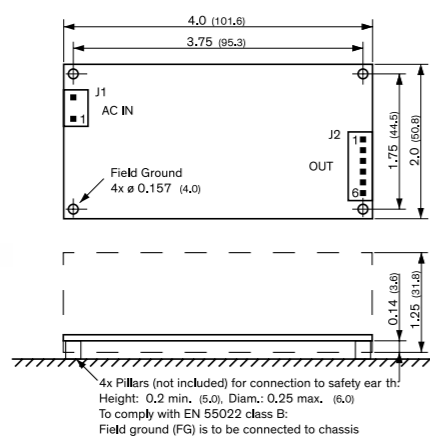
- Enclosed power supply with screw terminal connection
- Certification according to IEC/EN/ES 60601-1 3rd edition for 2 x MOPP
- Low leakage current <75 µA rated for BF applications
- Risk management process according to ISO 14971 incl. risk management file
- Acceptance criteria for electronic assemblies acc. to IPC-A-610 Level 3
- EMC compliance to IEC 60601-1-2 ed. 4
- Protection class I and II
- Operating up to 5000 m altitude
- Ready to meet ErP directive, <0.15 W no load power consumption
- 5-year product warranty

Screw Terminal (Single Output Models)			
Input (CON1)		Output (CON2)	
Pin	Function	Pin*	Function
1	Line	1, 2	-Vout
3	Neutral	3, 4	+Vout

Screw Terminal (Multi Output Models)			
Input (CON1)		Output (CON2)	
Pin	Function	Pin*	Function
1	Line	1	Vout 3
3	Neutral	2, 3	COM
		4, 5	Vout 2
		6	Vout 1

*Terminal rated for 10 A max. (at higher current connection has to be split)

TOP 100 **100 Watt**



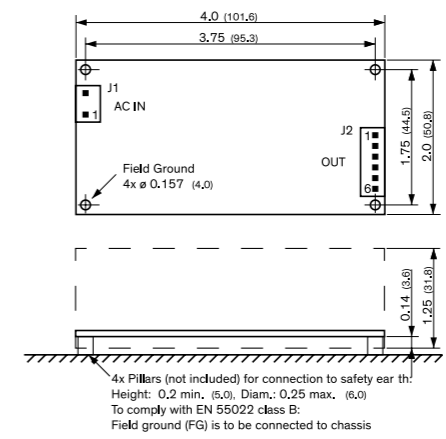
Model	Output Voltage (Adjustment Range)	Output Current max.
TOP 100-105	5.0 VDC (5.0 - 5.2)	20.0 A
TOP 100-112	12 VDC (12.0 - 13.0)	8.3 A
TOP 100-115	15 VDC (15.0 - 16.0)	6.7 A
TOP 100-124	24 VDC (24.0 - 26.0)	4.2 A
TOP 100-148	48 VDC (48.0 - 52.0)	2.1 A

- 100 W power supply in 2.0" x 4.0" footprint! openframe and enclosed version available
- Full load operation up to +50°C with convection cooling
- Highest efficiency, 90 % typ.
- EMI filter meets EN 55032, level B
- Compliance with EN 61000-3-2
- Low leakage current
- Safety class I and class II operation
- 3-year product warranty

Output		Input	
Pin	J2	Pin	J1
1	- Vout	1	AC in
2	- Vout	2	AC in
3	- Vout		
4	+ Vout		
5	+ Vout		
6	+ Vout		

*Terminal rated for 10 A max. (at higher current connection has to be split)

TOP 100C **100 Watt**

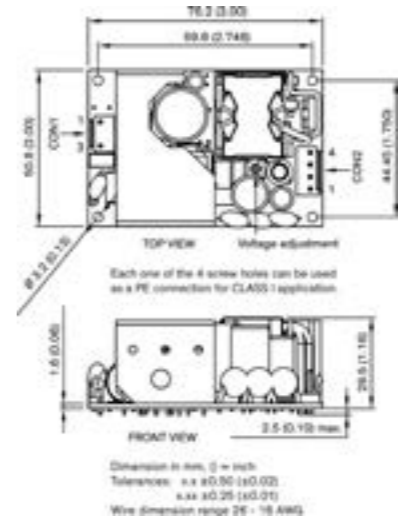


Model	Output Voltage (Adjustment Range)	Output Current max.
TOP 100-105C	5.0 VDC (5.0 - 5.2)	20.0 A
TOP 100-112C	12 VDC (12.0 - 13.0)	8.3 A
TOP 100-124C	24 VDC (24.0 - 26.0)	4.2 A
TOP 100-148C	48 VDC (48.0 - 52.0)	2.1 A

- 100 W power supply in 2.0" x 4.0" footprint! openframe and enclosed version available
- Full load operation up to +50°C with convection cooling
- Highest efficiency, 90 % typ.
- EMI filter meets EN 55032, level B
- Compliance with EN 61000-3-2
- Low leakage current
- Safety class I and class II operation
- 3-year product warranty

Output		Input	
Pin	J2	Pin	J1
1	- Vout	1	AC in
2	- Vout	2	AC in
3	- Vout		
4	+ Vout		
5	+ Vout		
6	+ Vout		

TPI 100A **100 Watt**



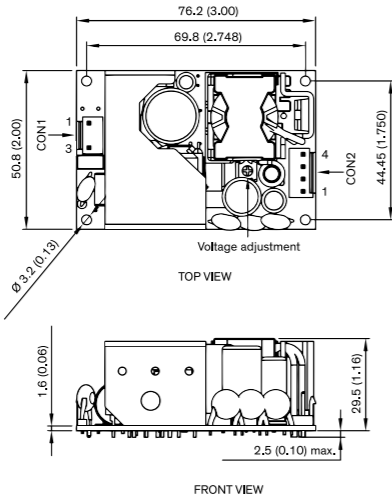
Model	Output Voltage nom. (adjustable)	Output Current max.	Efficiency typ.
TPI 100-112A-J	12 VDC (10.8 - 13.2 VDC)	8'340 mA	91 %
TPI 100-115A-J	15 VDC (13.5 - 16.5 VDC)	6'670 mA	92 %
TPI 100-124A-J	24 VDC (21.6 - 26.4 VDC)	4'170 mA	92 %
TPI 100-128A-J	28 VDC (25.2 - 30.8 VDC)	3'580 mA	92 %
TPI 100-136A-J	36 VDC (32.4 - 39.6 VDC)	2'780 mA	91 %
TPI 100-148A-J	48 VDC (43.2 - 52.8 VDC)	2'090 mA	91 %

- Highest power density 100 W open frame power supply in 2" x 3" package
- I/O reinforced isolation 3000 VAC
- Ready to meet ErP directive, < 0.3 W no load power consumption
- Highest efficiency 91% - 92% across 10% - 100% load range
- Active power factor correction > 95
- Protection class II prepared
- Operating up to 5000 m altitude
- Adjustable output voltage
- 3-year product warranty

Pin connectors			
Input (CON1)		Output (CON2)	
Pin	Function	Pin*	Function
1	Line	1,2	-Vout
3	Neutral	3,4	+Vout

*Terminal rated for 10 A max. (at higher current connection has to be split)

TPP 100A-J 100 Watt



- Open frame 100 W power supply with JST connection in 2.0" x 3.0" package
- Certification according to IEC/EN/ES 60601-1 3rd edition for 2 x MOPP
- Low leakage current <75 µA rated for BF applications
- Risk management process according ISO 14971 incl. risk management file
- Acceptance criteria for electronic assemblies acc. to IPC-A-610 Level 3
- Active power factor correction >0.95
- Protection class I and II prepared
- Operating up to 5000 m altitude
- Ready to meet ErP directive, <0.3 W no load power consumption
- 5-year product warranty

Screw Terminal			
Input (CON1)		Output (CON2)	
Pin	Function	Pin*	Function
1	Line	1, 2	-Vout
3	Neutral	3, 4	+Vout

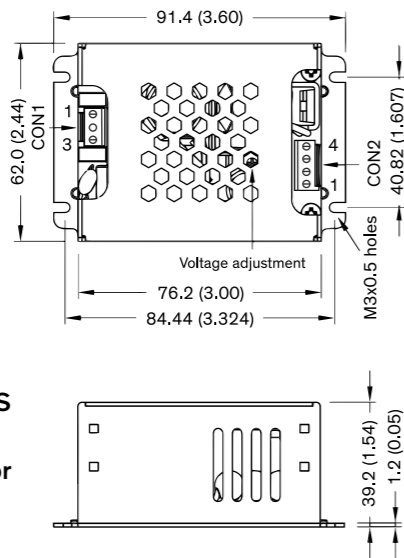
Model	Output Voltage nom. (adjustable)	Output Current max.	Efficiency typ.
TPP 100-112A-J	12 VDC (10.8 - 13.2 VDC)	8340 mA	91 %
TPP 100-115A-J	15 VDC (13.5 - 16.5 VDC)	6670 mA	92 %
TPP 100-124A-J	24 VDC (21.6 - 26.4 VDC)	4170 mA	92 %
TPP 100-128A-J	28 VDC (25.2 - 30.8 VDC)	3580 mA	92 %
TPP 100-136A-J	36 VDC (32.4 - 39.6 VDC)	2780 mA	91 %
TPP 100-148A-J	48 VDC (43.2 - 52.8 VDC)	2090 mA	91 %

*Terminal rated for 7 A max. (at higher current connection has to be split)

CON1: JST series mates with JST crimp terminal: BVH-21T-P1.1 and terminal housing: VHR-3N

CON2: JST series mates with JST crimp terminal: BVH-21T-P1.1 and terminal housing: VHR-4N

TPP 100 100 Watt

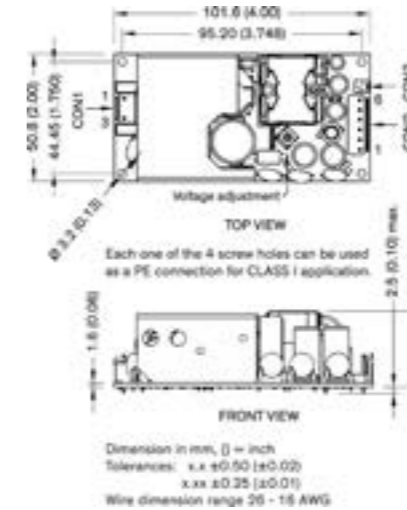


- Encased 100 W power supply with screw connection in 2.44" x 3.6" package
- Certification according to IEC/EN/ES 60601-1 3rd edition for 2 x MOPP
- Low leakage current <75 µA rated for BF applications
- Risk management process according to ISO 14971 incl. risk management file
- Acceptance criteria for electronic assemblies acc. to IPC-A-610 Level 3
- Active power factor correction >0.95
- Protection class I and II prepared
- Operating up to 5000 m altitude
- Ready to meet ErP directive, <0.3 W no load power consumption
- 5-year product warranty

Screw Terminal			
Input (CON1)		Output (CON2)	
Pin	Function	Pin*	Function
1	Line	1, 2	-Vout
3	Neutral	3, 4	+Vout

Model	Output Voltage nom. (adjustable)	Output Current max.	Efficiency typ.
TPP 100-112	12 VDC (10.8 - 13.2 VDC)	8340 mA	91 %
TPP 100-115	15 VDC (13.5 - 16.5 VDC)	6670 mA	92 %
TPP 100-124	24 VDC (21.6 - 26.4 VDC)	4170 mA	92 %
TPP 100-128	28 VDC (25.2 - 30.8 VDC)	3580 mA	92 %
TPP 100-136	36 VDC (32.4 - 39.6 VDC)	2780 mA	91 %
TPP 100-148	48 VDC (43.2 - 52.8 VDC)	2090 mA	91 %

TPI 150A 150 Watt

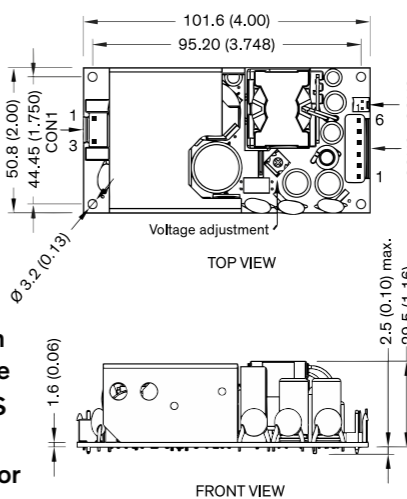


- Highest power density 150 W open frame power supply in 2" x 4" package
- I/O reinforced isolation 3000 VAC
- Ready to meet ErP directive, <0.3 W no load power consumption
- Highest efficiency 91-92% across 10%-100% load range
- Active power factor correction > 95
- Protection class II prepared
- Operating up to 5000 m altitude
- Adjustable output voltage
- 3-year product warranty

Pin connectors					
Input (CON1)		Output (CON2)		Fan (CON3)	
Pin	Function	Pin*	Function	Pin	Function
1	Line	1-3	-Vout	1	-Fan
3	Neutral	4-6	+Vout	2	+Fan

*Terminal rated for 10 A max. (at higher current connection has to be split)

TPP 150A-J 150 Watt



- Open frame 150 W power supply with JST connection in 2.0" x 4.0" package
- Certification according to IEC/EN/ES 60601-1 3rd edition for 2 x MOPP
- Low leakage current <100 µA rated for BF applications
- Risk management process according ISO 14971 incl. risk management file
- Acceptance criteria for electronic assemblies acc. to IPC-A-610 Level 3
- Active power factor correction >0.95
- Protection class I and II prepared
- Operating up to 5000 m altitude
- Ready to meet ErP directive, <0.3 W no load power consumption
- 5-year product warranty

Pin connectors					
Input (CON1)		Output (CON2)		Input (CON3)	
Pin	Function	Pin*	Function	Pin	Function
1	Line	1-3	-Vout	1	-Fan
3	Neutral	4-6	+Vout	2	+Fan

Model	Output Voltage nom. (adjustable)	Output Current max.	Efficiency typ.
TPI 150-112A-J	12 VDC (10.8 - 13.2 VDC)	12'500 mA	91 %
TPI 150-115A-J	15 VDC (13.5 - 16.5 VDC)	10'000 mA	92 %
TPI 150-124A-J	24 VDC (21.6 - 26.4 VDC)	6'250 mA	92 %
TPI 150-128A-J	28 VDC (25.2 - 30.8 VDC)	5'360 mA	92 %
TPI 150-136A-J	36 VDC (32.4 - 39.6 VDC)	4'170 mA	92 %
TPI 150-148A-J	48 VDC (43.2 - 52.8 VDC)	3'130 mA	92 %

Output Current max. (Natural convection):
8340 mA
7340 mA
4590 mA
3930 mA
3060 mA
2090 mA

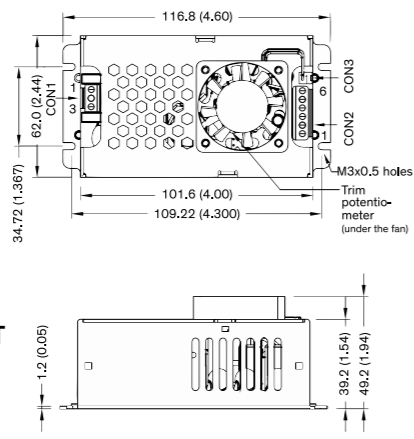
*Terminal rated for 7 A max. (at higher current connection has to be split)

CON1: JST series mates with JST crimp terminal: SVH-21T-P1.1 and terminal housing: VHR-3N

CON2: JST series mates with JST crimp terminal: SVH-21T-P1.1 and terminal housing: VHR-6N

CON3: Molex series mates with Molex crimp terminals: 2759 and Molex housing: 22-01-1022

TPP 150 **150 Watt**



- Encased 150 W power supply with JST connection in 2.44" x 4.6" package
- Certification according to IEC/EN/ES 60601-1 3rd edition for 2 x MOPP
- Low leakage current <100 µA rated for BF applications
- Risk management process according ISO 14971 incl. risk management file
- Acceptance criteria for electronic assemblies acc. to IPC-A-610 Level 3
- Active power factor correction >0.95
- Protection class I and II prepared
- Operating up to 5000 m altitude
- Ready to meet ErP directive, <0.3 W no load power consumption
- 5-year product warranty

Pin connectors			
Input (CON1)		Output (CON2)	
Pin	Function	Pin*	Function
1	Line	1-3	-Vout
3	Neutral	4-6	+Vout

Input (CON3)	
Pin	Function
1	-Fan
2	+Fan

Model	Output Voltage nom. (adjustable)	Output Current max.	Efficiency typ.
TPP 150-112	12 VDC (10.8 - 13.2 VDC)	12500 mA	91 %
TPP 150-115	15 VDC (13.5 - 16.5 VDC)	10000 mA	92 %
TPP 150-124	24 VDC (21.6 - 26.4 VDC)	6250 mA	92 %
TPP 150-128	28 VDC (25.2 - 30.8 VDC)	5360 mA	92 %
TPP 150-136	36 VDC (32.4 - 39.6 VDC)	4170 mA	92 %
TPP 150-148	48 VDC (43.2 - 52.8 VDC)	3130 mA	92 %

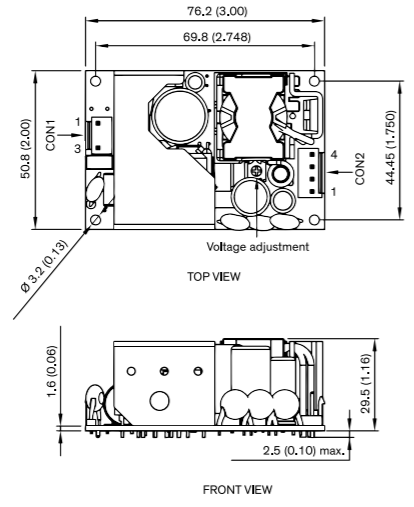
*Terminal rated for 7 A max. (at higher current connection has to be split)

CON1: Screw Terminal

CON2: Screw Terminal

CON3: Molex series mates with Molex crimp terminals: 2759 and Molex housing: 22-01-1022

TPP 180A **NEW - under development** **180 Watt**

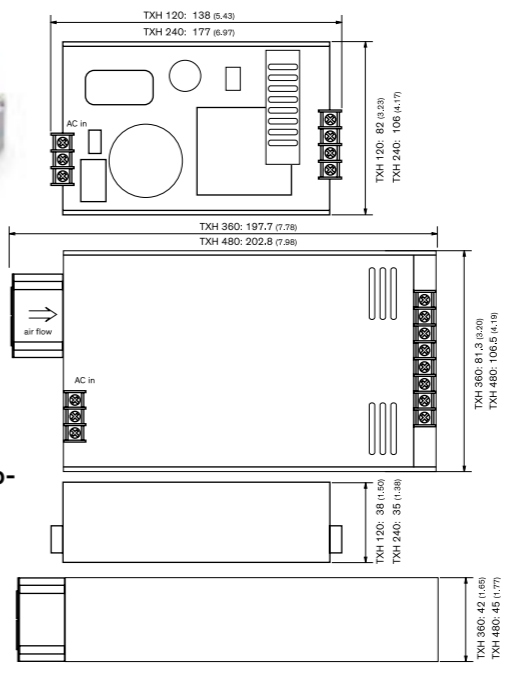


- Open frame 180 W power supply
- Universal input 85-264 VAC and 120-370 VDC
- Output voltages adjustable ±10%: 12, 15, 24, 28, 36, 48 VDC
- Ultra compact design, high power density in 3" x 2" package
- Protection class II prepared
- Low leakage current <100 µA
- Highest efficiency (ErP ready)
- Active power factor correction

Screw Terminal			
Input (CON1)		Output (CON2)	
Pin	Function	Pin*	Function
1	Line	1, 2	-Vout
3	Neutral	3, 4	+Vout

Model	Output Voltage nom.	Output Current max.	Efficiency typ.
TBD	12 VDC	15 A	TBD
TBD	15 VDC	12 A	TBD
TBD	24 VDC	7.5 A	TBD
TBD	28 VDC	6.4 A	TBD
TBD	36 VDC	5 A	TBD
TBD	48 VDC	3.75 A	TBD

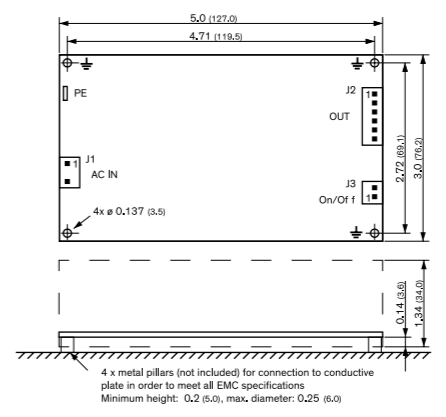
TXH **120-480 Watt**



- Compact U-bracket power supplies with optional cover
- Universal input range 90 to 264 VAC
- 5656 VDC I/O-isolation
- High efficiency up to 93 %
- Operating temperature range: -25°C to +70°C max.
- Features active power factor correction
- Current limitation, short circuit and over voltage protection

Model	Output Voltage nom.	Output Current max.	Efficiency
TXH 120-112	12 VDC	10'000 mA	90 %
TXH 120-124	24 VDC	5'000 mA	93 %
TXH 120-148	48 VDC	2'500 mA	93 %
TXH 240-112	12 VDC	20'000 mA	90 %
TXH 240-124	24 VDC	10'000 mA	92 %
TXH 240-148	48 VDC	5'000 mA	93 %
TXH 360-112	12 VDC	30'000 mA	89 %
TXH 360-124	24 VDC	15'000 mA	91 %
TXH 360-148	48 VDC	7'500 mA	93 %
TXH 480-112	12 VDC	40'000 mA	88 %
TXH 480-124	24 VDC	20'000 mA	90 %
TXH 480-148	48 VDC	10'000 mA	91 %
TXH 600-112	12 VDC	45'000 mA	90 %
TXH 600-124	24 VDC	25'000 mA	92 %
TXH 600-148	48 VDC	12'500 mA	92 %
TXH 600-154	54 VDC	11'100 mA	93 %

TOP 200 **200 Watt**

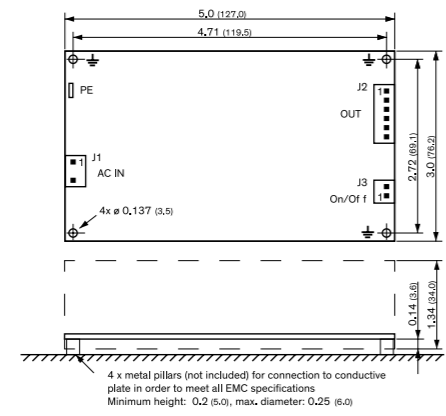


- Highest power density in 5.0" x 3.0" footprint
- Supplies 200 W (convection cooling!)
- Highest efficiency up to 95%
- Operating temperature range -25°C to +70°C
- Universal input 85 - 264 VAC
- Compliance with EN 61000-3-2
- Power Back immunity
- Low leakage current
- Protection class I and class II
- 3-year product warranty

J1		J2		J3	
Pin	Input	Pin	Output	Pin	Remote
1	AC in L	1	+ Vout	1	-
2	AC in N	2	+ Vout	2	+
		3	+ Vout		
		4	- Vout		
		5	- Vout		
		6	- Vout		

Model	Output Power max.	Output Voltage (fixed)	Output Current max.
TOP 200-112	200 W	12 VDC	16 A
TOP 200-115		15 VDC	13 A
TOP 200-124		24 VDC	8.3 A
TOP 200-148		48 VDC	4.2 A

TOP 200C **200 Watt**

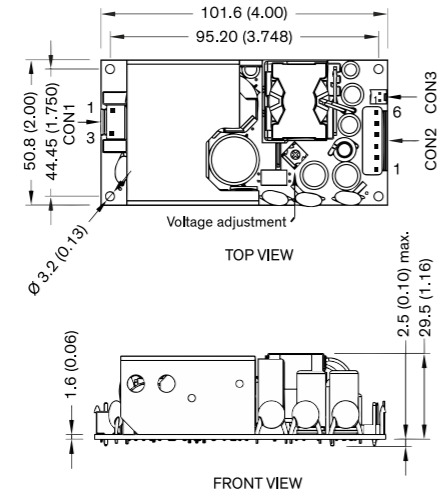


Model	Output Power max.	Output Voltage (fixed)	Output Current max.
TOP 200-112C	200 W	12 VDC	16 A
TOP 200-115C		15 VDC	13 A
TOP 200-124C		24 VDC	8.3 A
TOP 200-148C		48 VDC	4.2 A

- Highest power density in 5.0" x 3.0" footprint
- Supplies 200 W (convection cooling!)
- Highest efficiency up to 95%
- Operating temperature range -25°C to +70°C
- Universal input 85 – 264 VAC
- Compliance with EN 61000-3-2
- Power Back immunity
- Low leakage current
- Protection class I and class II
- 3-year product warranty

J1		J2		J3	
Pin	Input	Pin	Output	Pin	Remote
1	AC in L	1	+ Vout	1	-
2	AC in N	2	+ Vout	2	+
		3	+ Vout		
		4	- Vout		
		5	- Vout		
		6	- Vout		

TPP 300A **NEW - under development** **300 Watt**



Model	Output Voltage nom.	Output Current max.	Efficiency typ.
TBD	12 VDC	25 A	TBD
TBD	15 VDC	20 A	TBD
TBD	24 VDC	12.5 A	TBD
TBD	28 VDC	10.7 A	TBD
TBD	36 VDC	8.3 A	TBD
TBD	48 VDC	6.25 A	TBD

- Open frame 300 W power supply
- Universal input 85-264 VAC and 120-370 VDC
- Output voltages adjustable ±10%: 12, 15, 24, 28, 36, 48 VDC
- Ultra compact design, high power density in 4" x 2" package
- Protection class II prepared
- Low leakage current <100 µA
- Highest efficiency (ErP ready)
- Active power factor correction

Pin connectors			
Input (CON1)		Output (CON2)	
Pin	Function	Pin*	Function
1	Line	1-3	-Vout
3	Neutral	4-6	+Vout

Input (CON3)	
Pin	Function
1	-Fan
2	+Fan

TPP 450A **450 Watt**



- High power density 3" x 5" open frame medical power supply
- 450 Watt with forced air cooling, up to 320 Watt convection cooled with out derating up to 50°C
- Medical certification to IEC/EN/ES 60601-1 3rd edition for 2 x MOPP
- EMC compliance to IEC/EN 60601-1-2 4th edition
- Risk management process according to ISO 14971 incl. risk management file
- Acceptance criteria for electronic assemblies acc. to IPC-A-610 class 3
- Standard features: 5 V standby ouput 12 V fan output, Remote On/Off, Power Good Signal, variable fan speed
- Operating up to 5000 m altitude
- 5-year product warranty

Input		Auxiliary	
CON1		CON3	
Pin	Function	Pin	Function
1	AC (L)	1	+Fan
3	AC (N)	2	+Sense
		3	+Remote
		4	PG
		5	+Standby
		6	-Fan
		7	-Sense
		8	-Remote
		9	No Pin
		10	-Standby

Output	
CON2	Function
Pin*	Function
1-5	+Vout
6-10	-Vout

Model	Output Voltage nom. (adjustable)	Output Current max. (Forced air cooling)	Efficiency typ.
TPP 450-112A-M	12 VDC (11.0 - 13.0 VDC)	37'500 mA	91 %
TPP 450-115A-M	15 VDC (13.8 - 16.2 VDC)	30'000 mA	92 %
TPP 450-124A-M	24 VDC (22.1 - 25.9 VDC)	18'750 mA	93 %
TPP 450-128A-M	28 VDC (25.8 - 30.2 VDC)	16'100 mA	93 %
TPP 450-136A-M	36 VDC (33.1 - 38.9 VDC)	12'500 mA	93 %
TPP 450-148A-M	48 VDC (44.2 - 51.8 VDC)	9'400 mA	94 %
TPP 450-153A-M	53 VDC (48.8 - 57.2 VDC)	8'550 mA	94 %

Output Current max. (Natural convection):
 20'800 mA
 16'600 mA
 13'300 mA
 11'400 mA
 8'900 mA
 6'650 mA
 6'050 mA

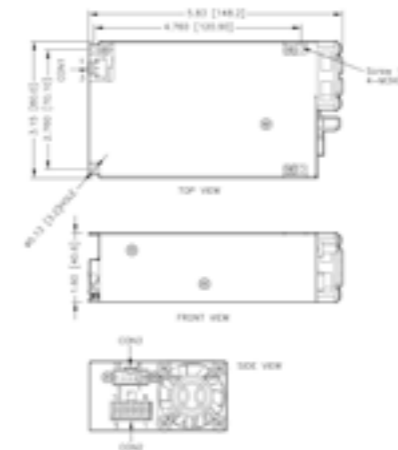
*Terminal rated for 13 A max. (at higher current connection has to be split)

CON1:
 Molex housing: 09-50-8031
 Molex crimp terminals: 2478,6838,45570

CON2:
 Molex housing: 39-01-2105
 Molex crimp terminals: 5556,45750

CON3:
 Molex housing: 90143-0010
 Molex crimp terminals: 90119

TPP 450 **450 Watt**



- High power density 3" x 5.8" encased medical power supply
- 450 Watt up to 65°C without derating, 320 Watt fanless operation without derating up to 50°C
- EMC compliance to IEC/EN 60601-1-2 4th edition
- Risk management process according to ISO 14971 incl. risk management file
- Acceptance criteria for electronic assemblies acc. to IPC-A-610 class 3
- Isolation (4000 VAC) and leakage current (<100 µA) rated for BF applications
- Standard features: 5 V standby output 12 V fan output, Remote On/Off, Power Good Signal, variable fan speed
- Operating up to 5000 m altitude
- 5-year product warranty

Input		Auxiliary	
CON1		CON3	
Pin	Function	Pin	Function
1	AC (L)	1	+Fan
3	AC (N)	2	+Sense
		3	+Remote
		4	PG
		5	+Standby
		6	-Fan
		7	-Sense
		8	-Remote
		9	No Pin
		10	-Standby

Output	
CON2	Function
Pin*	Function
1-5	-Vout
6-10	+Vout

Model	Output Voltage nom. (adjustable)	Output Current max.	Efficiency typ.
TPP 450-112-M	12 VDC (11.0 - 13.0 VDC)	37'500 mA	91 %
TPP 450-115-M	15 VDC (13.8 - 16.2 VDC)	30'000 mA	92 %
TPP 450-124-M	24 VDC (22.1 - 25.9 VDC)	18'750 mA	93 %
TPP 450-128-M	28 VDC (25.8 - 30.2 VDC)	16'100 mA	93 %
TPP 450-136-M	36 VDC (33.1 - 38.9 VDC)	12'500 mA	93 %
TPP 450-148-M	48 VDC (44.2 - 51.8 VDC)	9'400 mA	94 %
TPP 450-153-M	53 VDC (48.8 - 57.2 VDC)	8'550 mA	94 %

*Terminal rated for 13 A max. (at higher current connection has to be split)

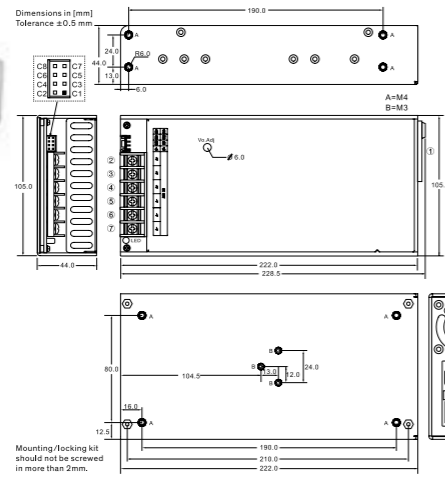
CON1:
 Molex housing: 09-50-8031
 Molex crimp terminals: 2478,6838,45570

CON2:
 Molex housing: 39-01-2105
 Molex crimp terminals: 5556,45750

CON3:
 Molex housing: 90143-0010
 Molex crimp terminals: 90119

TXH 600

600 Watt



- Universal input: 90-264 VAC or 120-370 VDC
- Active power factor correction (>0.95)
- High efficiency up to 93%
- Load share function for up to 3 units in parallel
- Adjustable output voltage
- EMI/EMC compliance with EN 61000-6-3 and EN 61000-6-1
- Remote control input, DC-OK signal and 5 VDC auxiliary output
- Rear side IEC-C13 line socket, including mains switch and fuse
- Protection against over-voltage, overtemperature, overload and short circuit
- 3-year product warranty

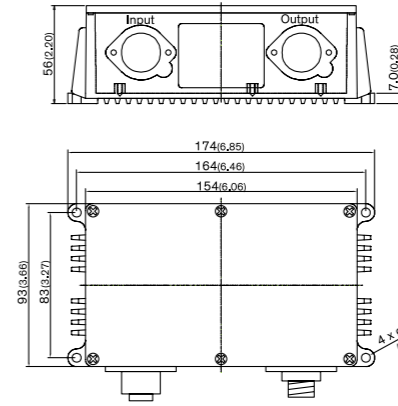
Auxillary	
Pin	Function
C1	+Sense
C2	-Sense
C3	Load share (CS)
C4	GND
C5	(internal connection to -Vout)
C6	Remote
C7	PG
C8	Standby

Model	Output Voltage nom. (adjustable)	Output Current max.	Efficiency typ.
TXH 600-112	12 VDC (11.4 - 12.6 VDC)	45'000 mA	90 %
TXH 600-124	24 VDC (22.8 - 25.2 VDC)	25'000 mA	92 %
TXH 600-148	48 VDC (45.6 - 50.4 VDC)	12'500 mA	92 %
TXH 600-154	54 VDC (51.3 - 56.7 VDC)	11'100 mA	93 %

Connection	
Pin	Function
1	AC in IEC-C13 line socket
2-4	+Vout
5-7	-Vout

TEX 120


120 Watt



- Rugged isolated power supplies for harsh outdoor environments
- Die-cast aluminium housing
- Dust, water (incl. salt water), ice and oil resistant enclosure
- IP67 and NEMA 4X rated
- Connection via waterproof I/O plug-connectors
- Shock & vibration proof construction
- Operating temp. range -40°C to +85°C
- Universal input 85 to 264 VAC
- Output voltage adjustable
- DC-OK indicator
- Low ripple and noise
- Worldwide safety approvals
- Class I, zone 2 approval incl. ATEX certification (tested in accordance to IECEx)
- 3-year product warranty

Model	Output Voltage nom. (adjustable)	Output Current max.	Efficiency typ.
TEX 120-112	12 VDC	8.0 A	87 %
TEX 120-124	24 VDC	5.0 A	87 %

TBL 15-150 Watt

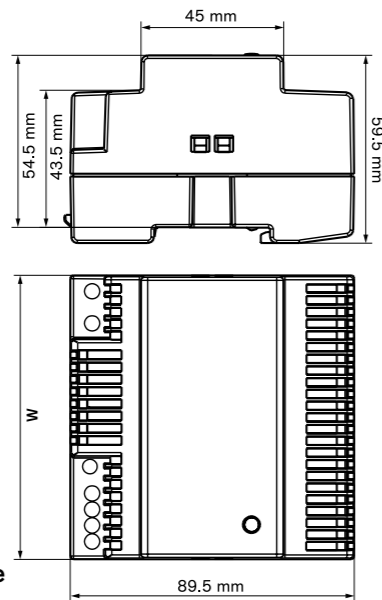


- Low profile, module depth only 55mm
- Fits into flat control panels used in building automation
- Safety class II product
- UL 1310 class II, NEC class 2 compliance (models up to 90 W)
- UL 508 listed
- Universal input range 85 to 264 VAC (auto range for 150 Watt models)
- Operating temperature range: -25°C to +70°C max.
- Adjustable output voltage
- Short circuit and overload protection
- DC-OK indicator
- Easy snap-on mounting on DIN-rail or with wall mounting bracket (included)
- 3-year product warranty

Dimension Table		Weight
Model	Width [W]	[g]
TBL 015	26.3 mm	100
TBL 030	52.5 mm	160
TBL 060	70.0 mm	230
TBL 090	105 mm	340
TBL 150	175 mm	625

Model	Output Power (max.)	Output Voltage* (nom.)(adjust.)	Output Current (max.)	Efficiency (typ.)
TBL 015-105	12 W	5.0 VDC	2.4 A	73 %
TBL 015-112	15 W	12 VDC	1.25 A	79 %
TBL 015-124	15 W	24 VDC	0.63 A	81 %
TBL 030-112	30 W	12 VDC	2.5 A	81 %
TBL 030-124	30 W	24 VDC	1.25 A	83 %
TBL 060-112	54 W	12 VDC	4.5 A	83 %
TBL 060-124	60 W	24 VDC	2.5 A	85 %
TBL 090-112	72 W	12 VDC	6.0 A	84 %
TBL 090-124	90 W	24 VDC	3.75 A	86 %
TBL 150-112	120 W	12 VDC	10 A	84 %
TBL 150-124	150 W	24 VDC	6.25 A	87 %

TBLC 6-90 Watt



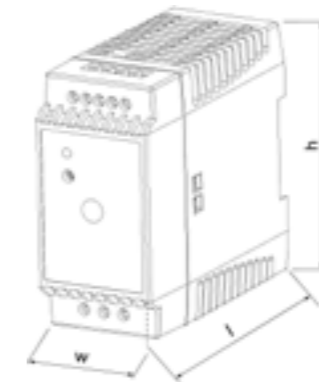
- Low profile, module depth only 55mm
- Suitable for mounting in domestic installation panels
- Very high efficiency and low standby power -> compliance to ECO-Standard
- High power density
- Low output ripples and spikes
- For distributed power
- UL 1310 class II, NEC class 2 compliance
- UL 508 listed
- Universal input range 85 to 264 VAC
- Operating temperature range: -25°C to +70°C
- Adjustable output voltage
- Short circuit and overload protection
- DC-OK indicator LED
- 3-year product warranty

Dimension Table		Weight
Model	Width [W]	[g]
TBLC 06	18 mm	60
TBLC 15	27 mm	80
TBLC 25	36 mm	110
TBLC 50	54 mm	180
TBLC 75	72 mm	220
TBLC 90	90 mm	280

Model	Output Power (max.)	Output Voltage* (nom.)(adjust.)	Output Current (max.)	Efficiency (typ.)
TBLC 06-105	6 W	5.0 VDC	1.2 A	74 %
TBLC 06-112	6 W	12 VDC	0.5 A	81 %
TBLC 06-124	6 W	24 VDC	0.25 A	79 %
TBLC 15-105	12 W	5.0 VDC	2.4 A	81 %
TBLC 15-112	15 W	12 VDC	1.25 A	85 %
TBLC 15-124	15 W	24 VDC	0.63 A	85 %
TBLC 25-105	20 W	5.0 VDC	4.0 A	82 %
TBLC 25-112	24 W	12 VDC	2.0 A	86 %
TBLC 25-124	25 W	24 VDC	1.05 A	87 %
TBLC 50-112	48 W	12 VDC	4.0 A	88 %
TBLC 50-124	50 W	24 VDC	2.1 A	89 %
TBLC 75-112	72 W	12 VDC	6.0 A	89 %
TBLC 75-124	75 W	24 VDC	3.1 A	89 %
TBLC 90-112	90 W	12 VDC	7.5 A	90 %
TBLC 90-124	90 W	24 VDC	3.75 A	90 %

* Output voltage can be adjusted as indicated. However, output power has to be maintained at nominal value. This means the output nominal current has to be reduced in accordance with the increase of output voltage.

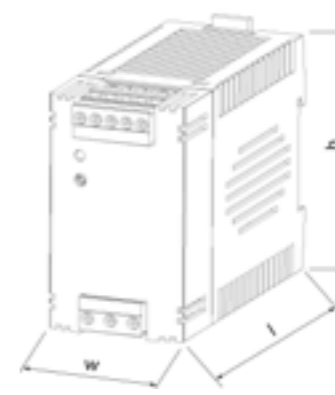
TPC 30-120 Watt



- For industrial, office and residential environments
- Meets European ErP directive (green mode), <0.3 W no load power consumption
- High efficiency across full load range
- Reliable snap-on mounting on DIN-rails or with wall mounting bracket (not included)
- Universal input 85-264 VAC, 47-63 Hz
- Output voltage adjustable
- Power good signal
- Low ripple and noise
- Overload and short-circuit protection
- Optional module for parallel and redundant operation
- 3-year product warranty

Dimension Table			
Model	Width [W]	Length [L]	Height [h]
TPC 30	26.5 mm	96.5 mm	90 mm
TPC 55	45 mm	96.5 mm	90 mm
TPC 80	63 mm	96.5 mm	90 mm
TPC 120	72 mm	96.5 mm	90 mm

TCL 24-240 Watt

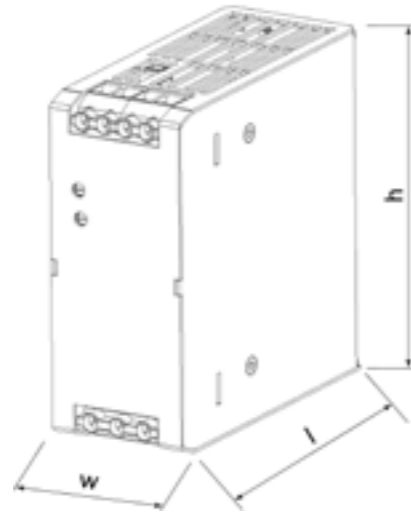


- For industrial, office and residential applications
- Ultracompact plastic housing
- Connection by spring clamp terminals or detachable screw terminal block
- Reliable snap-on mounting on DIN-rails
- Adaptor for wall mounting
- Universal input 85-264 VAC, 50/60 Hz
- Models with 5, 12, 24 & 48 VDC output
- Output voltage adjustable
- Power OK signal
- Low ripple and noise
- Overload and short-circuit protection
- Parallel operation possible
- Worldwide safety approvals
- Redundancy module
- 3-year product warranty

Dimension Table			
Model	Width [W]	Length [L]	Height [h]
TCL 024	27 mm	100 mm	75 mm
TCL 60	45 mm	100 mm	75 mm
TCL 120	85 mm	100 mm	75 mm
TCL 240	85 mm	125 mm	110 mm

Model	Input Voltage Ranges	Output Power max.	Output Voltage nom.	Output Current (max.)	Connection
TCL 024-105	85 - 264 VAC Universal Input 50/60 Hz	20 W	5 VDC	4.0 A	Detachable screw terminal blocks
TCL 024-112		24 W	12 VDC	2.0 A	
TCL 024-124		24 W	24 VDC	1.0 A	
TCL 060-112		60 W	12 VDC	4.0 A	
TCL 060-124	85 - 375 VDC	24 VDC	2.5 A	Spring clamp terminals	
TCL 060-148		48 VDC	1.25 A		
TCL 120-112	85 - 132 / 187-264 VAC	120 W	12 VDC	8.0 A	
TCL 120-124		24 VDC	5.0 A		
TCL 240-124	85 - 264 VAC Universal Input 50/60 Hz	240 W	24 VDC	10.0 A	
TCL 024-124C		24 W	24 VDC	1.0 A	
TCL 060-112C		60 W	12 VDC	4.0 A	
TCL 060-124C		60 W	24 VDC	2.5 A	
TCL 060-148C	85 - 375 VDC	48 VDC	1.25 A		
TCL 120-112C		120 W	12 VDC		8.0 A
TCL 120-124C		24 VDC	5.0 A		

TIB NEW models 80-480 Watt

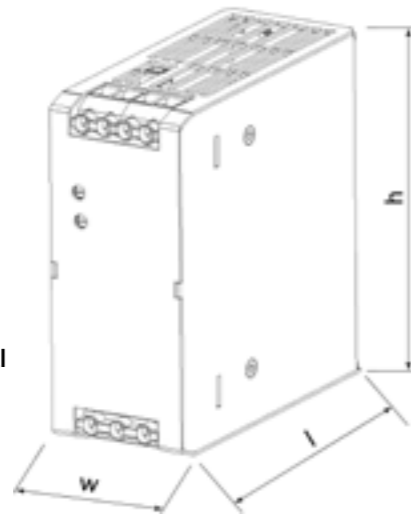


- Slim profile, for DIN-rail mounting
- Alternative side-mounting for flat panels
- High power factor by active power correction
- Very high efficiency up to 94%
- Back power immunity
- 150% peak current for 4 s
- Operating temperature range: -40°C to +70°C max.
- Adjustable output voltage
- Short circuit and overload protection
- 3-year product warranty

Dimension Table			
Model	Width [W]	Length [L]	Height [h]
TIB 080	32 mm	99 mm	114 mm
TIB 120	36 mm	119 mm	125 mm
TIB 240	48 mm	119 mm	125 mm
TIB 480	82 mm	119 mm	125 mm

Model	Output Voltage nom. Range	Output Current max. peak	Efficiency
TIB 080-112	12 VDC	6'700 mA	88 %
TIB 080-124	24 VDC	3'400 mA	90 %
TIB 080-148	48 VDC	1'700 mA	90 %
TIB 120-112	12 VDC	10'000 mA	94 %
TIB 120-124	24 VDC	5'000 mA	94 %
TIB 120-148	48 VDC	2'500 mA	94 %
TIB 240-124	24 VDC	10'000 mA	95 %
TIB 240-148	48 VDC	5'000 mA	95 %
TIB 480-124	24 VDC	20'000 mA	95 %
TIB 480-148	48 VDC	10'000 mA	95 %

TIB-EX NEW! 80-480 Watt

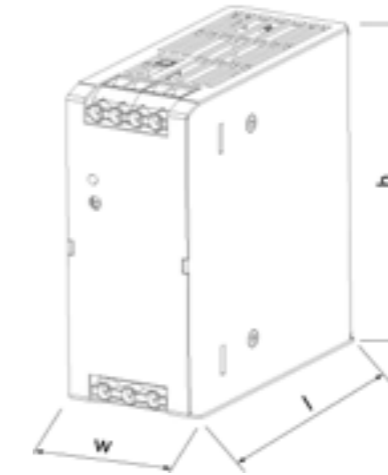


- UL Hazloc Class I, division 2 approval and ATEX certification
- SEMI F47 compliant for voltage sag immunity
- Rugged metal case with optional side-mounting
- Back power immunity
- 150% peak current for 4 s
- Operating Temp -40°C to +70°C (full load up to 60°C)
- Adjustable output voltage
- High Reliability: MTBF 1 mill. hrs per IEC 61709
- Short circuit and overload protection
- 5-year product warranty

Dimension Table			
Model	Width [W]	Length [L]	Height [h]
TIB 080-EX	32 mm	99 mm	114 mm
TIB 120-EX	36 mm	119 mm	125 mm
TIB 240-EX	48 mm	119 mm	125 mm
TIB 480-EX	82 mm	119 mm	125 mm

Model	Output Voltage nom. Range	Output Current max. peak	Efficiency
TIB 080-112EX	12 VDC	6'700 mA	88 %
TIB 080-124EX	24 VDC	3'400 mA	90 %
TIB 080-148EX	48 VDC	1'700 mA	90 %
TIB 120-112EX	12 VDC	10'000 mA	94 %
TIB 120-124EX	24 VDC	5'000 mA	94 %
TIB 120-148EX	48 VDC	2'500 mA	94 %
TIB 240-124EX	24 VDC	10'000 mA	95 %
TIB 240-148EX	48 VDC	5'000 mA	95 %
TIB 480-124EX	24 VDC	20'000 mA	95 %
TIB 480-148EX	48 VDC	10'000 mA	95 %

TSPC 50-480 Watt



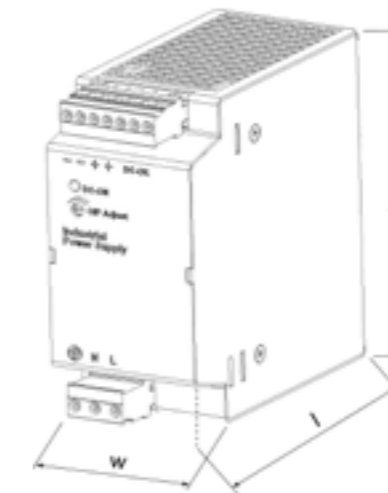
- Rugged metal case for harsh industrial environments
- Industrial operating temperature range: -25°C to +70°C
- Overload and overtemperature protection
- Power boost up to 120 %
- Power-Good signal
- Shock and vibration proof
- International safety approval package
- ATEX certification for hazardous locations
- Decoupling module for redundant operation (optional)
- Wall mounting (opt.)
- 3-year product warranty

Dimension Table			
Model	Width [W]	Length [L]	Height [h]
TSPC 050	35 mm	87 mm	110 mm
TSPC 080	40 mm	110 mm	110 mm
TSPC 120	46 mm	110 mm	110 mm
TSPC 240	60 mm	110 mm	110 mm
TSPC 480	150 mm	115 mm	115 mm

Model	Output power nominal	Output voltage nominal	Output Current max.
TSPC 050-112	50 W	12 VDC	4.0 A
TSPC 050-124HL*	50 W	24 VDC	2.1 A
TSPC 050-124	50 W	24 VDC	2.1 A
TSPC 080-112	80 W	12 VDC	6.6 A
TSPC 080-124	80 W	24 VDC	3.3 A
TSPC 120-124	120 W	24 VDC	5.0 A
TSPC 120-148	120 W	48 VDC	2.5 A
TSPC 240-124	240 W	24 VDC	10 A
TSPC 240-148	240 W	48 VDC	5.0 A
TSPC 480-124	480 W	24 VDC	20 A
TSPC 480-148	480 W	48 VDC	10 A

*Additionally complies with UL hazloc

TSP 72-600 Watt



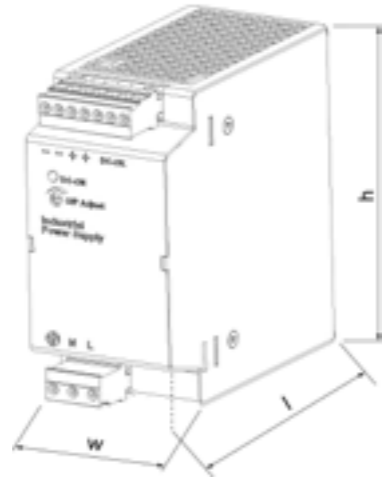
- Rugged metal case for harsh industrial environments
- Shock and vibration proof
- Worldwide Safety approval package.
- ATEX certification tested in accordance to IECEx (opt. EX)
- Model TSP 090-124N meets NEC class 2
- Industrial operating temperature range: -25°C to +70°C
- Adjustable output voltage
- Protection against short-circuit, overvoltage and over-temperature
- Power OK signal, Remote On/Off
- Wall mounting (opt.)
- 3-year product warranty

Dimension Table			
Model	Width [W]	Length [L]	Height [h]
TSP 070/090	35 mm	110 mm	110 mm
TSP 140/180	54 mm	110 mm	110 mm
TSP 360	80 mm	125 mm	125 mm
TSP 600	165 mm	125 mm	125 mm

Model	Output Power (Pmax)	**Output Voltage (Vnom)	***Output Current (Imax)
TSP 070-112*	72 W	12 VDC	6.0 A
TSP 090-124*	90 W	24 VDC	3.75 A
TSP 090-124N	90 W	24 VDC	3.75 A
TSP 090-148*	96 W	48 VDC	2.0 A
TSP 140-112*	144 W	12 VDC	12.0 A
TSP 180-124*	180 W	24 VDC	7.5 A
TSP 180-148*	192 W	48 VDC	4.0 A
TSP 360-124*	360 W	24 VDC	15.0 A
TSP 360-148*	360 W	48 VDC	7.5 A
TSP 600-124*	600 W	24 VDC	25.0 A
TSP 600-136	600 W	36 VDC	16.5 A
TSP 600-148*	600 W	48 VDC	12.5 A

* For ATEX compliant models add appendix -EX to order code.

TSP-WR 180-600 Watt

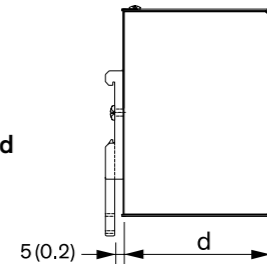
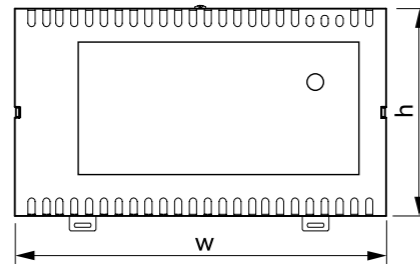


- For global use with single- and two phase wide-range input 100/230-500 VAC
- Rugged metal case for harsh industrial environments
- Industrial operating temperature range: -25°C to +70°C
- Power OK signal
- Remote On/Off
- Shock and vibration-proof
- Indefinite short circuit, overvoltage and overtemperature protection
- Redundancy module
- Buffer module for power backup
- Battery controller module
- 3-year product warranty

Dimension Table			
Model	Width [W]	Length [L]	Height [h]
TSP 180-WR	54 mm	110 mm	110 mm
TSP 360-WR	80 mm	125 mm	125 mm
TSP 600-WR	190 mm	125 mm	125 mm

Model	Output Voltage (Vnom)	*Output Current (Imax)	Output Power (Pmax)
TSP 180-124WR	24 VDC	7.5 A	180 W
TSP 360-124WR	(adjustable 24-28 VDC)	15.0 A	360 W
TSP 600-124WR		25.0 A	600 W

TIS 50-600 Watt

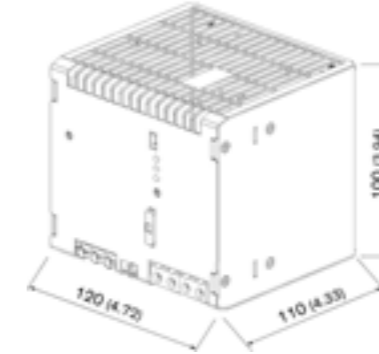


- Switch mode power supplies for DIN-rail mount
- 6 power ranges with 2, 3, 6, 12, 20 and 24 A output current (24 VDC models)
- Selectable 115/230 VAC input
- Very low ripple and noise
- EMI complies with EN 61000-6-3 and EN 61000-6-4
- Operating temp. range -25°C to +70°C
- Worldwide safety approvals incl. class I, div. 2 location
- Easy snap-on mount on DIN-rails or chassis mount
- 3-year product warranty

Dimension Table			
Model	Width [W]	depth [d]	Height [h]
TIS 50	75 mm	56.7 mm	100.0 mm
TIS 75	90 mm	56.7 mm	114.6 mm
TIS 150	157 mm	56.7 mm	114.6 mm
TIS 300	207 mm	83 mm	114.6 mm
TIS 500	220 mm	83 mm	130 mm
TIS 600	243 mm	82.6 mm	177.2 mm

Model	Input Voltage nom.	Output Voltage nom.	Output Current max.
TIS 50-112	115-240 VAC	12 VDC	3.5 A
TIS 50-124	universal input	24 VDC	2.0 A
TIS 75-112	115/230 VAC	12 VDC	6.0 A
TIS 75-124	selectable	24 VDC	3.0 A
TIS 75-148		48 VDC	1.5 A
TIS 150-124	115/230 VAC	24 VDC	6.0 A
TIS 150-148	selectable	48 VDC	3.0 A
TIS 300-124	115/230 VAC	24 VDC	12.0 A
TIS 300-148	selectable	48 VDC	6.0 A
TIS 300-172		72 VDC	4.2 A
TIS 500-124-115	115 VAC	24 VDC	20.0 A
TIS 500-124-230	230 VAC	24 VDC	20.0 A
TIS 600-124	115/230 VAC	24 VDC	24.0 A
TIS 600-148	selectable	48 VDC	12.0 A
TIS 600-172		72 VDC	8.5 A

UPS SYSTEM TSPC 240UPS 240 Watt

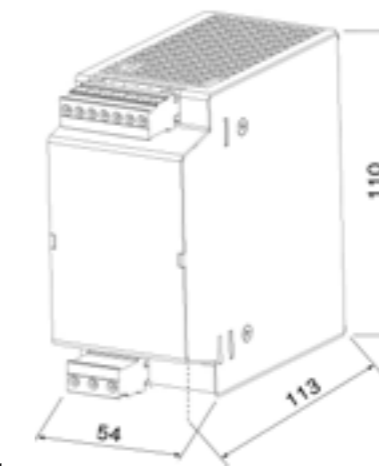


- Compact universal power supply for uninterruptable 24 VDC output voltage
- Battery protection for over voltage, deep discharge, short circuit and reverse connection
- Alarm outputs for input, output and battery condition
- Remote On/Off for UPS function and power supply
- Controlled end of charge voltage by battery temperature sensor
- International safety approval package
- Suitable for various external 12 VDC lead acid batteries

Model	Input Voltage Range	Output Current max.*	Back up Battery
TSPC 240-124 UPS	Low Line: 85-132 VAC High Line: 187-264 VAC	24 VDC / 12 A	12V lead acid battery (to purchase on local market, or TRACO POWER battery pack)

* Maximum current at nominal Vout

BATTERY CONTROLLER MODULES TSP-BCMU360 360 Watt



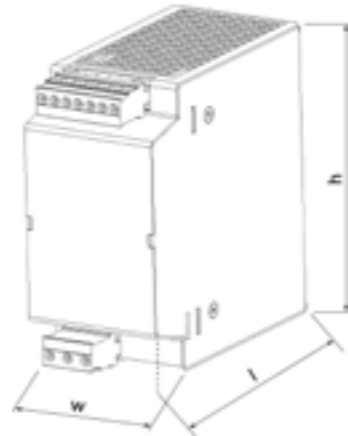
- Universal battery controller module for uninterruptable 24 VDC and 48 VDC bus voltage
- Redundant inputs for two independent sources
- Battery protection for over voltage, deep discharge, short circuit and reverse connection
- Alarm outputs for input, output and battery condition
- Remote On/Off for battery
- Controlled end of charge voltage by temperature sensor
- International safety approval package
- 3-year product warranty

Model	Inputs	Input Voltage Range	Output Current max.*	Back up Battery
TSP-BCMU360	2 x 360 W, for any single or two identical 24 VDC or 48 VDC sources	24-28 or 48-56 VDC (range selection with jumper)	24 VDC / 15 A 48 VDC / 7.5 A	12V lead acid battery (to purchase on local market, or TRACO POWER battery pack)

* Maximum current at nominal Vout

BATTERY CONTROLLER MODULES TSP-BCM

12-48 VDC



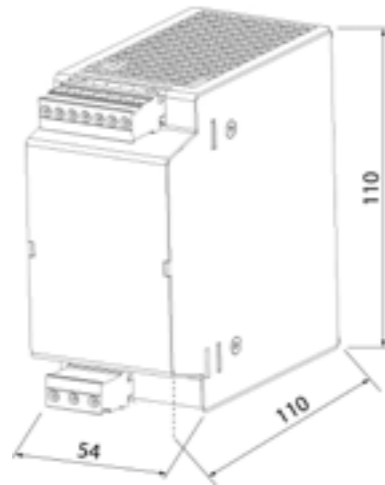
- Battery protection for over voltage, deep discharge, short circuit and reverse connection
- Alarm outputs for input, output and battery condition
- Remote On/Off for battery and power supply
- Controlled end of charge voltage by temperature sensor
- International safety approval package
- 3-year product warranty

Dimension Table			
Model	Width [W]	Length[L]	Height[h]
TSP-BCM 144-360 Watt	35 mm	110 mm	110 mm
TSP-BCM 600 Watt	54 mm	110 mm	110 mm

Model	Input	Max. Power per Input	Output Voltage	Output Current max.	Output Power max.
TSP-BCM12	12 VDC	144 W	12 VDC	12.0 A	144 W
TSP-BCM24	24 VDC	360 W	24 VDC	15.0 A	360 W
TSP-BCM48	48 VDC	360 W	48 VDC	7.5 A	360 W
TSP-BCM24A	24 VDC	600 W	24 VDC	25.0 A	600 W
TSP-BCM48A	48 VDC	600 W	48 VDC	12.5 A	600 W

BUFFER MODULE TSP-BFM

600 Watt



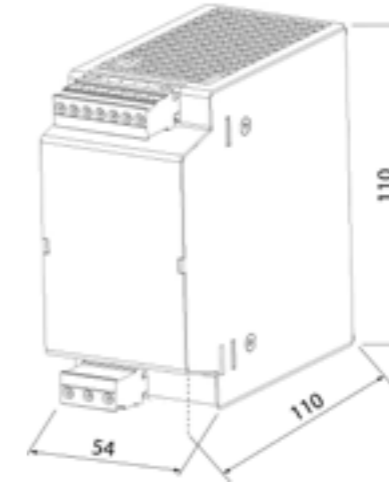
- Capacitor bank for energy storage, no battery needed!
- Guaranteed Hold-up-time 200 ms / 25 A to 4 s / 1.2 A max.
- Output 24 to 28 VDC, 600W max.
- Active ready and inhibit signals
- Maintenance free, long lifetime, performance also at low temperature
- 3-year product warranty

Model	Input	Buffer Time	Output Voltage adjust.	Output Current max.*	Output Power-max.
TSP-BFM24	24 VDC	200 ms typ. @ 25 A max. 4 s max. @ 1.2 A	24 VDC	25.0 A	600 W

* Maximum current at nominal Vout

DECOUPLING MODULE TSPC-DCM

600 Watt

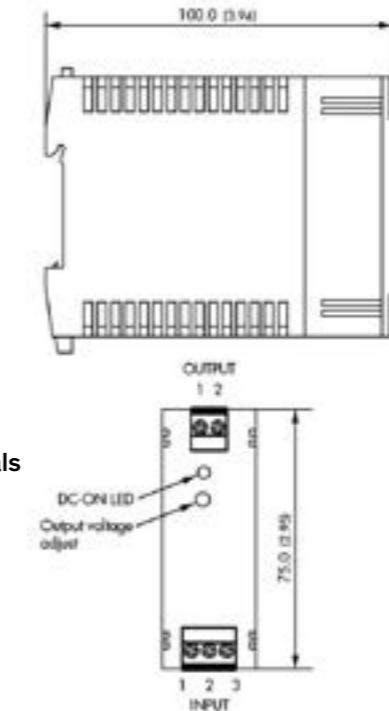


- Decoupling module of two power supplies
- Hot swappable inputs
- International safety approval package
- 3-year product warranty

Model	Input Voltage	Input Current	Max reverse Voltage	Voltage drop across the diodes
TSPC-DCM600	5 - 28 VDC (24 VDC nom.)	20 mA min. 25 A max.	35 VDC	0.75 VDC typ. 1.2 VDC max.

REDUNDANCY & CURRENT SHARE MODULES TCL-REM

480 Watt

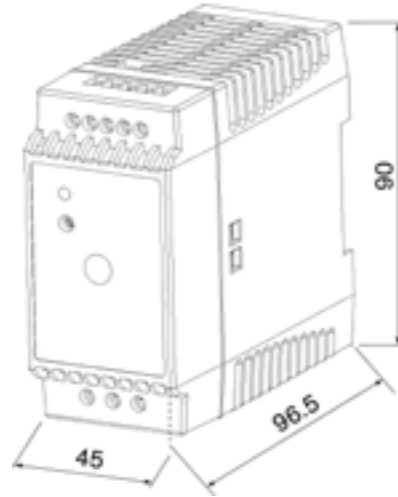


- For industrial, office and residential applications
- Ultracompact plastic housing
- Connection by spring clamp terminals or detachable screw terminal block
- Reliable snap-on mounting on DIN-rails
- Adaptor for wall mounting
- Universal input 85-264 VAC, 50/60 Hz
- Output voltage adjustable
- Power OK signal
- Overload and short-circuit protection
- Parallel operation possible
- 3-year product warranty

Model	Nominal Input Voltage	Input Voltage Range	Max Power per Input	Output Voltage	Output Current max.
TCL-REM240	5...48 VDC	5...60 VDC	200 W	Vin - 0.9 VDC	8 A

REDUNDANCY & CURRENT SHARE MODULES TPC-REM

240 Watt

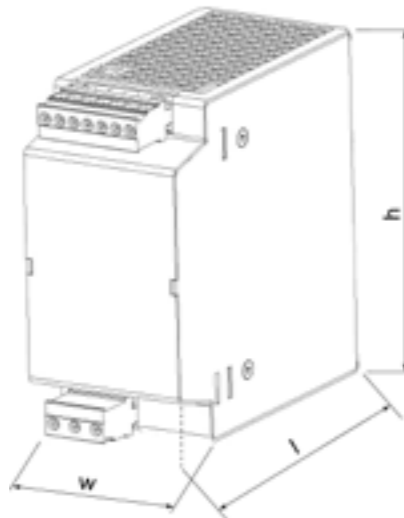


- For industrial, office and residential environments
- Meets European ErP directive (green mode), <0.3 W no load power consumption
- High efficiency across full load range
- Universal input 85–264 VAC, 47–63 Hz
- Output voltage adjustable
- Power good signal
- Overload and short-circuit protection
- Optional module for parallel and redundant operation
- 3-year product warranty

Model	Nominal Input Voltage	Max Power per Input	Output Voltage adjustable	Output Current max.
TPC-REM240-24	24 VDC	120 W	24 – 27 VDC	10 A
TPC-REM240-48	48 VDC		48 – 55 VDC	5 A

REDUNDANCY & CURRENT SHARE MODULES TSP-REM

360–600 Watt



- Module for true current sharing operation
- Alarm outputs, redundancy OK signal
- Hot swappable inputs
- Remote On/Off
- International safety approval package
- 3-year product warranty

Dimension Table			
Model	Width [W]	Length [L]	Height [H]
TSP-REM360	35 mm	110 mm	110 mm
TSP-REM600	54 mm	110 mm	110 mm


Model	Input Voltage Range	Max Power per Input	Output Voltage adjust.	Output Current max. **
TSP-REM360*	2 × 24 VDC	2 × 360 W	24 VDC	15.0 A
TSP-REM600*	2 × Control input	2 × 600 W	(24–27 VDC)	25.0 A

* For ATEX / IECEx compliant model add appendix -EX to order code.
 ** Maximum current at nominal Vout

TRACO POWER

Reliable. Available. Now.

www.tracopower.com



Industrial Power Solutions
 DC/DC from 1–300 Watt
 AC/DC from 2–1000 Watt

- Wide selection of mounting type & packaging styles
- IEC/EN/UL 62368-1 compliant
- Industrial EMC immunity acc. to IEC 61000-6-2
- Special portfolio for harsh environment acc. to ATEX, UL HazLoc
- 3-years warranty

For more information, datasheet and certifications please visit our website www.tracopower.com

TRACO POWER dedicated to design and production of high quality, state-of-the-art DC/DC & AC/DC power conversion products. Our mission is to provide optimal power supply solutions for specific applications with regard to performance, quality, cost and functionality.

TRACO POWER stocks an average of USD 25+ million in available finished goods inventory for immediate shipment through our distribution partners.

TRACO POWER offers extended product life-cycles, typically 10+ years, and our products are supported by a 3 or 5 year product warranty. We understand our customers require a high quality solution as well as a diverse product offering, availability from stock, extended life-cycles and a strong commitment to quality in the form of extended warranty to support their business.

International Office

Traco Electronic AG
Sihlbruggstrasse 111
6340 Baar
Switzerland

P +41 43 311 45 11
F +41 43 311 45 45
info@tracopower.com

German Office

Traco Electronic GmbH
Oskar-Messter-Str. 20a
85737 Ismaning/München
Germany

P +49 89 96 11 82-0
F +49 89 96 11 82-20
info@tracopower.de

French Office

Traco Power France
17, rue de la Vanne
92120 Montrouge
France

M +33 (0)6 72 11 52 21
info@tracopower.fr

North America Office

Traco Power North America, Inc.
2025 Gateway Place #330
SAN JOSE, CA 95110
USA

P +1 (408) 916-4570
F +1 (408) 916-4571
salesusa@tracopower.com

Design & Development

Traco Power Solutions Ltd.
Whitemill Industrial Estate
Whitemill Road, Wexford
Y35 YH66, Ireland

P +353 53 9167 700
F +353 53 9167 701
info@tracopower.ie